



Food and Agriculture
Organization of the
United Nations

EUROPEAN PRICE REPORT



November 2024
11/2024

Latest trends

Seafood imports have risen in preparation for the Christmas and New Year's Eve celebrations, as have prices for species that are considered festive foods such as lobster, oyster, and wet-salted cod. Traders expect demand to be good, after some years of inflation which had impacted the spending power of consumers in Europe. The main exception to this upward trend in prices is shrimp, for which supply is abundant and demand rather slow. Argentine shrimp are on sale in supermarkets at discounted rates at the moment.

Annual inflation in the Euro Area rose to two percent in October 2024, up from 1.7 percent in September, which was the lowest level since April 2021. This year-end increase was largely expected due to a base effect change, as last year's sharp declines in energy prices are no longer factored into annual rates. Prices of seafood as reported in this European Fish Price Report increased for 26 percent, decreased for 20 percent and stayed stable for 54 percent.

GROUND FISH

European processors of Alaska pollock are hurt by rapidly-increasing freight rates. A major reason is that Houthi attacks on vessels in the Red Sea are forcing ships to go around Africa, thus increasing transport costs for fish sent from China to Europe. At the moment, there are no alternative supply sources, as more US Alaska pollock fillets are being absorbed by the domestic market, making less available for the European processing industry.

Index for prices

Groundfish	10
Flatfish	12
Tuna	14
Small Pelagics	18
Cephalopods	18
Crustaceans	18
Bivalves	18
Salmon	21
Trout	22
Freshwater fish	22
Non-Traditional Species	22
Seabass-Seabream- Meagre	24

The European Fish Price Report, based on information supplied by industry correspondents, aims to provide guidance on broad price trends. Price information is indicative and should be used only for forecasting medium- and long-term trends. FAO is not responsible for any errors or omissions.

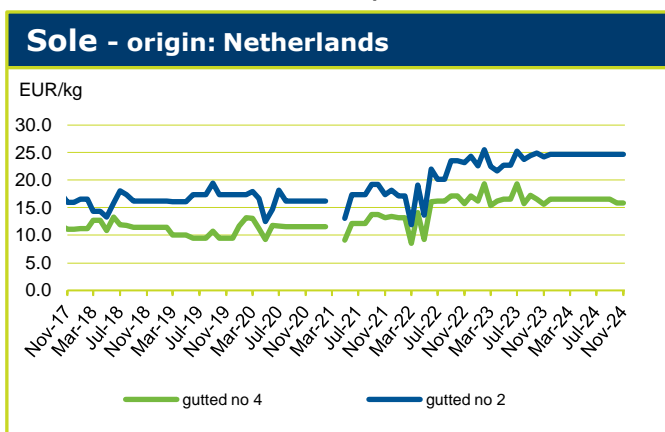
GROUND FISH (cont.)

Furthermore, Chinese Alaska pollock fillets are mainly based on Russian round fish that is processed in China and exported to Europe, which then raises some questions in light of the import ban on Russian seafood into Europe.

With temperatures becoming colder in southern Europe, consumption of wet-salted cod fillets from frozen raw material (*Gadus macrocephalus*) and wet-salted cod fillets from fresh raw material (*Gadus morhua*) of Faroese and Icelandic origin, is increasing. As in previous years, their consumption is tied to the autumn-winter culinary tradition in the region. For the moment, prices seem to be stable but an increase is expected towards the end of the year, which is the peak period for consumption of these products.

Cod farming is apparently picking up pace, and production is projected to grow strongly over the next few years. In 2024, total production is expected to reach 20 000 tonnes, increasing to almost 25 000 tonnes in 2025 and

further to 32 000 tonnes in 2026. Norwegian cod farmers are expected to take the lead in this development and will probably account for about 80 percent of output in 2026. In the past, cod culture was not economically viable due to the high production costs and the relatively low prices for the species in the market. Now that cod prices have risen enormously, aquaculture has become far more attractive. Most of the farmed cod produced in Norway is exported fresh. In 2023, about 10 000 tonnes of fresh farmed cod were exported from Norway; in 2024, this volume is expected to rise by about 40 percent. Thus, farmed product will account for about one-third of all exported Norwegian fresh cod.



TUNA - BILLFISHES

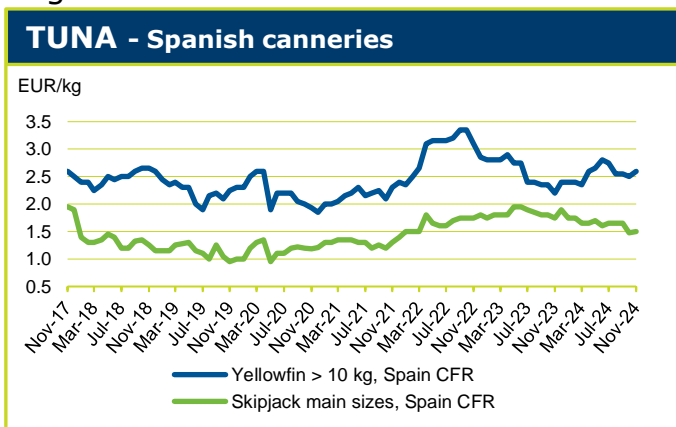
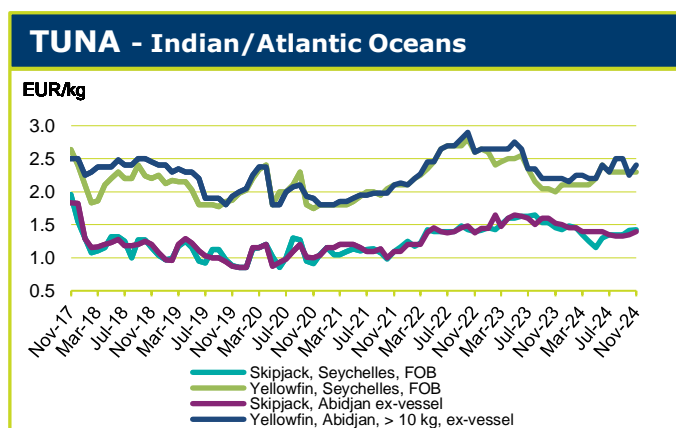
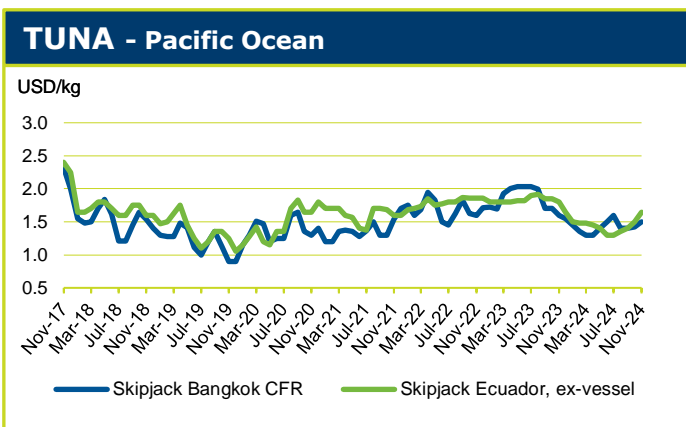
Fishing in the Western and Central Pacific has improved to the moderate level but some areas are affected by bad weather. Several carriers are still being diverted from Thailand to other markets due to better pricing. The skipjack price continues to increase.

Catching in the Indian Ocean has improved, although still within the poor-to-moderate range. Some fleets are avoiding yellowfin catches as they are approaching the quota limit for the species. The skipjack price is up slightly while yellowfin prices have risen by a bigger margin.

Fishing in the Atlantic Ocean is back to the poor level again with many vessels reporting catches of less than 10 tonnes per day. Consequently, both skipjack and yellowfin prices have increased.

The second 72-day Inter-American Tropical Tuna Commission (IATTC) “veda” (ban) in the Eastern Pacific Ocean started on 9 November 2024; 57 percent of the fleet has opted to stop fishing during this period. The vessels that are still fishing are reporting good catches. Even with carrier deliveries arriving from the Western and Central Pacific, both skipjack and yellowfin prices are up as demand for raw material remains high.

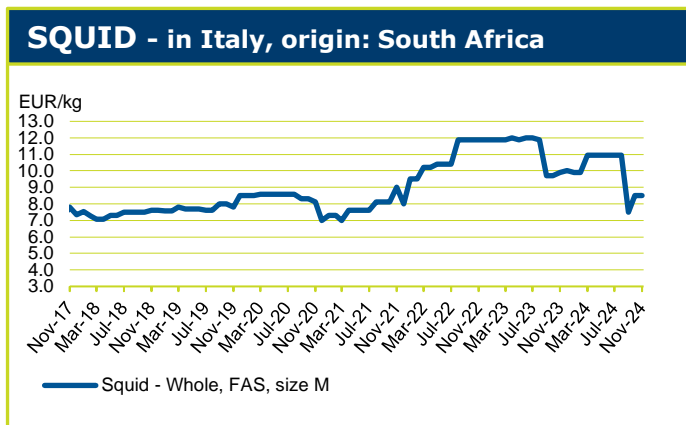
In the European market, both skipjack and yellowfin prices have rebounded as catching slows down in the Indian and Atlantic Oceans. The price for cooked, single-cleaned skipjack loins remains stable, but is expected to increase soon.



CEPHALOPODS

The fisheries partnership agreement between the European Union and Morocco has been made invalid. This will no doubt make it difficult for the market bloc to obtain adequate supplies from Morocco, in spite of the fact that the latter has increased its octopus' quotas.

The EU-Morocco and EU-Mauritania Sustainable Fisheries Partnership Agreements (SFPAs) have been crucial in ensuring sustainable, science-based management of the fish stocks for years. They also provided access to important fishing grounds for up to 128 EU vessels, as well as secured employment for about 700 EU fishers at sea and 3 500 workers ashore.

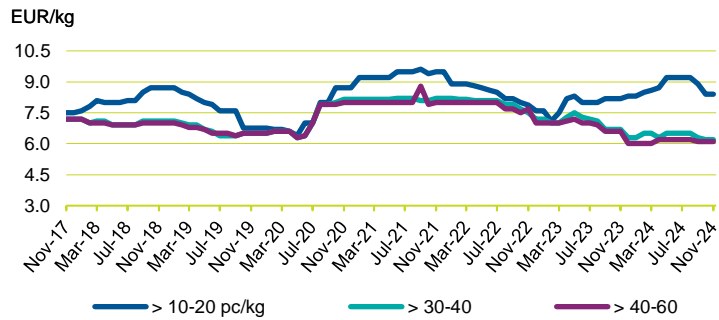


With the decision by the Court of Justice of the European Union to declare the EU-Morocco SFPA invalid, this completely changes the outlook for European fisheries in the region. At the same time, the EU-Mauritania SFPA now becomes even more important for EU fisheries. Currently, there is uncertainty as to whether the Court of Justice will also pronounce this agreement to be invalid.

CRUSTACEANS

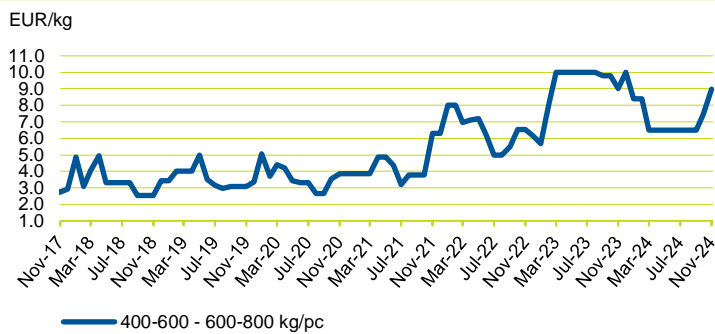
The overall supply situation for shrimp was good in Europe during the third quarter of this year. As consumer demand has dropped after the summer holiday season, there are more than adequate supplies in the distribution chain. However, importers have now started to procure supply for the Christmas sales; prices are stable at relatively low levels as demand in other areas (mainly China and the United States of America) is very slow.

ARGENTINA RED SHRIMP - origin: Argentina



Demand for lobster is good at the moment, and prices are going up by EUR 3.00 per kg, due to purchases for the upcoming festive season. Crab is also in good demand with stronger prices, a normal feature for this time of the year.

CRAB - in France, origin: Europe

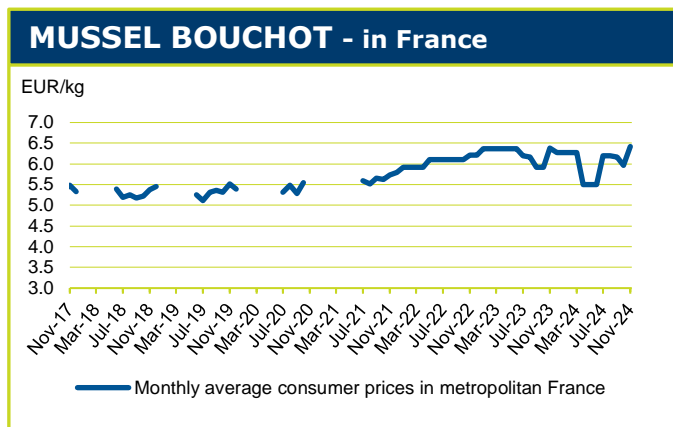


BIVALVES

The oyster market in France during November 2024 has been quite vibrant. November falls within the prime oyster season, which typically runs from September to April. During this time, oysters are widely-available and enjoyed across the country. Traders are preparing for the main consumption period during the Christmas and New Year's Eve holidays. In regions like Provence and the French Riviera, markets are bustling with activity, offering fresh, locally-farmed oysters. The town of Cancale, near Mont Saint-Michel, is particularly famous for its oyster market.

BIVALVES (cont.)

The Spanish mussel market in 2024 is quite robust. Spain holds a dominant position in the European mussel market, thanks to its extensive coastline and proximity to the Mediterranean Sea. Mussels are a staple in Spanish cuisine, and the demand for them continues to grow. Other contributory factors include their rising popularity as a “superfood” due to their high nutritional value: being rich in omega-3 fatty acids, vitamins and minerals, mussels are a favourite among health-conscious consumers.



Additionally, the sustainability of mussel farming compared to other forms of aquaculture makes them an attractive option for environmentally-conscious consumers. Overall, the mussel market in Spain is projected to see steady growth in 2024, driven by increasing consumer awareness and demand for nutritious, sustainable seafood options.

SMALL PELAGICS

The sardine market in Italy in 2024 is thriving, driven by the high demand for both fresh and canned product. Sardines are a staple in Italian cuisine, especially in regions like Sicily and Sardinia. Rich in omega-3 fatty acids, vitamins and minerals, they are a popular choice for health-conscious consumers. In addition, Italian consumers like canned sardines as a convenient and shelf-stable option. Overall, the sardine market in Italy is expected to continue its steady growth in 2024, supported by these factors.

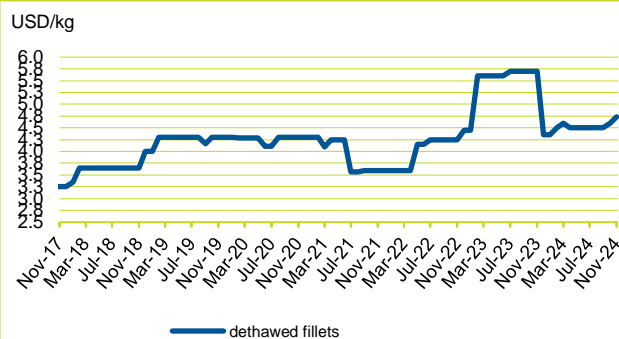
ICES has recommended a 22 percent cut in the quota for North Sea mackerel, from 740 000 tonnes in 2024 to 577 000 tonnes in 2025. This is the lowest quota recommendation since 2013. But as no international quota distribution agreement has been reached, one may expect that total landings will be much higher. ICES estimates that they may exceed 954 000 tonnes. Mackerel prices in Italy increased in November 2024 to EUR 3.50 per kg, which is EUR 0.50 per kg more than one year ago.

FRESHWATER

The United Kingdom of Great Britain and Northern Ireland is one of the top consumers of pangasius in Europe, with most of the fish being imported from countries like Viet Nam, India and Bangladesh. Pangasius is mainly sold as frozen fillets which are popular due to their affordability, mild taste, and versatility in cooking. However, imports into the United Kingdom have declined significantly to 11 000 tonnes in the first nine months of the year, down from 14 900 tonnes in the same period of 2023.

Imports of frozen pangasius fillets into Spain continue to decrease; in the first eight months of 2024, some 4 900 tonnes were imported, nine percent less than in the same period of 2023. This means that there has been a continuous decline when compared to the years before the COVID-19 pandemic. A major contributory factor has been criticism in the Spanish press regarding environmental concerns and farming practices, such as the use of antibiotics, in some supplying countries.

Pangasius - in Italy, origin: Viet Nam

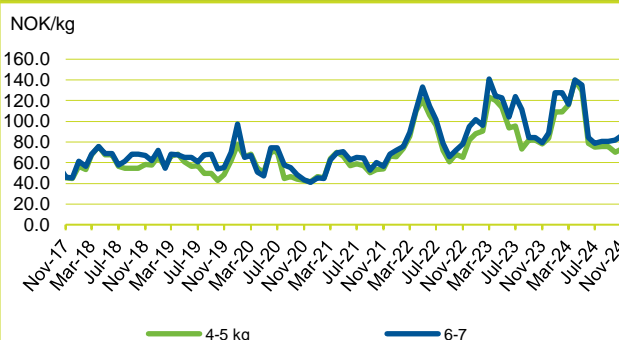


Imports of frozen pangasius fillets into Spain continue to decrease; in the first eight months of 2024, some 4 900 tonnes were imported, nine percent less than in the same period of 2023. This means that there has been a continuous decline when compared to the years before the COVID-19 pandemic. A major contributory factor has been criticism in the Spanish press regarding environmental concerns and farming practices, such as the use of antibiotics, in some supplying countries.

SALMON

October 2024 represented the best export month ever for Norwegian salmon as the 144 761 tonnes of salmon exported accounted for NOK 12 billion (EUR 1 billion), up NOK 133 million (EUR 11.13 million) compared to the previous record month of October 2023. According to the Norwegian Seafood Council (NSC), the volume figure grew 10 percent compared to the same month of last year, while in terms of value, a one percent increase was registered.

Salmon - origin: Norway





SALMON (cont.)

The institution reported that in October 2024, exports of fresh salmon fillets had increased by 11 percent to around 12 000 tonnes product weight, while exports of frozen fillets increased by 39 percent to around 8 000 tonnes. In comparison, exports of fresh whole salmon increased by seven percent to 144 761 tonnes.

Poland, the United States and Netherlands (Kingdom of the) were the three most important salmon markets in the month under review. Particularly noteworthy is the fact that salmon exports to the United States in October 2024 registered a record in terms of value, which helped to make up for the slight decline in the overall seafood export value to that market.

Regarding sales to export markets at the Norwegian border, NSC data disseminated by Undercurrent News Price Portal recorded that fresh Atlantic salmon FOB prices reached NOK 78.52 (EUR 6.66) at week 43, up 0.96 percent compared to the previous week. Salmon prices have continued an upward trend since week 40 at NOK 69.69 (EUR 5.98).

TROUT

The NSC reported that Norway exported 7 111 tonnes of trout worth NOK 620 million (EUR 51.8 million) in October 2024, which represented important growths of 18 percent in terms of volume and 13 percent in value compared with the same month last year. The largest markets were Lithuania, the United States and Thailand. In addition, Lithuania registered the biggest value growth (up 287 percent) while the 1 328 tonnes exported meant an increase of 329 percent in volume compared to the same month last year.

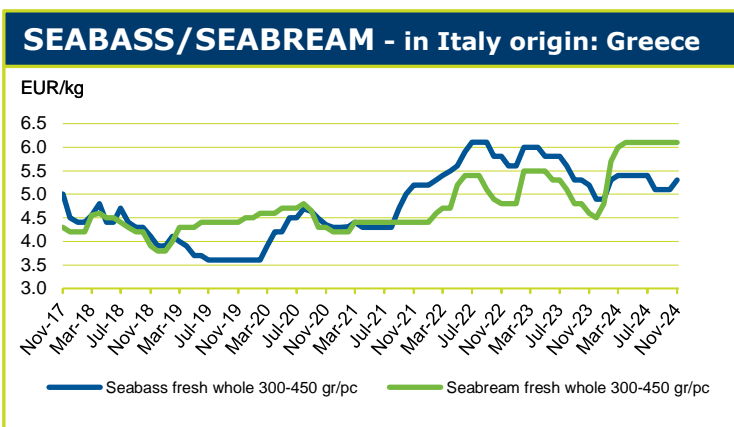
According to NSC data disseminated by Undercurrent News Price Portal, weekly volumes and FOB prices regarding sales to export markets at the Norwegian border showed that HOG fresh Norwegian trout reached NOK 78.93 (EUR 6.70) at week 43 of 2024. This represented a growth of 4.6 percent compared to the price registered in the previous week, continuing an upward trend which had started in week 34 at NOK 72.30 (EUR 6.17), albeit with some ups and downs.

SEABREAM/SEABASS

Seabass prices in November went up by 4.1 percent for the 300–450 g category and by 3.7 percent for the 450–600g category, while remaining stable for all other sizes. For seabream from Greece, only the 600–800g category experienced a 2.7 percent increase in prices while the level for all other sizes stayed the same.

Seabass exports from Türkiye experienced an eight percent decline in quantity in the first nine months of 2024 to 45 000 tonnes, worth USD 243 million. The main importing country was Greece, overtaking Italy as the top trading partner. Meanwhile, Greece

reported lower exports in 2024: some 45 000 tonnes were exported in the first nine months of the year, which compares to 49 000 tonnes in the same period of 2023. The unit value of exports showed an even stronger decline from USD 5.85 per kg in 2023 to USD 5.40 per kg in 2024.





Fish Species Trade Name	Product Form	Grading	Price per kg		Reference & Area	Origin		
			EUR	USD				
GROUND FISH								
						November 2024		
Cod/Cabillaud, Morue/ Bacalao Gadus morhua	Fresh - Whole	1-2 kg/pc	9.30	9.79 +	Italy CPT	Denmark		
		2-4	10.52	11.07 +				
	Fresh, fillet	100-200 g/pc	9.95	10.47 +				
		200-400	11.96	12.59				
		500-1000	10.50	11.05				
	Frozen, Fillet, 10 percent glazing	> 1000	9.03	9.51 +				
		1000-2000	7.80	8.21				
	Stockfish, soaked		8.80	9.26 +				
	Fresh, fillet	100-200 g/pc	15.00	15.79 =			wholesale	Norway
		200-400	12.90	13.58 +				
	Stockfish, dry	700 g/pc	26.00	27.37 =	DDP	Iceland		
	wet salted fillets	700-1000 g/pc	13.00	13.68 =				
	IQF, loin portion single frozen	100-150 g/pc	13.00	13.68	CIF			
	Salted cod	Fresh		16.80	17.68 +	Spain wholesale	Europe	
				7.90	8.32 -			
			Frozen	16.50	17.37 -			
			Fresh cultured	4.00	4.21 =			
	Fresh fillets		9.50	10.00 =	FOB	Spain		
		H&G						
			700-1000 g/pc	4.17	4.39			
		1000-2000	4.28	4.51				
Fresh, headed	Fillet	2-3 kg/pc	8.20	8.63 -	France wholesale	Europe		
		3-4	9.20	9.68 -				
		4-5	10.10	10.63 -				
		100-200 g/pc	13.80	14.53 -				
		200-300	14.70	15.47 -		France		
Fresh - whole	Fillet		19.99	21.04 +	Germany retail	Germany		
			34.00	35.79 +				
Fresh	Fresh, fillet		NOK 63.89	5.47 5.78 +	Norway export price	Norway		
		whole	NOK #####	12.89 13.63 +				
		whole	NOK 71.41	6.11 6.46 +				
		fillet	NOK #####	10.27 10.85 +				
Fillet	Portion	1 kg/pc	GBP 30.00	35.71 37.97 -	United Kingdom retail	Iceland		
		160 g/pc	GBP 35.00	41.67 44.30 -				
		1000	GBP 15.86	18.88 20.07 -				
Gadus macrocephalus	salted and dried				Italy CIF	Denmark		
	Fillet - wet salted - 1st quality produced from frozen raw material	400-700 g/pc	11.30	11.89 =				
	Defrosted, whole		14.50	15.26				
Fillet -skin-on MSC certified	25 percent glazing	500-1000 g/pc	4.50	4.74 =	Spain CIF	China		
		> 1000 g	4.50	4.74				
		Fillet - wet salted	200-400 g	5.65			5.95 =	
Hake/Merlu/Merluza Merluccius capensis	Minced block		2.15	2.26 =	Namibia FOB for Spanish market	Namibia		
	Fillets	100-110 g/pc	4.95	5.21				
	Fillets, skin-on, interleaved	170-230 g/pc	6.75	7.11 =	United States of America CIF	Spain FOB		
		230-300	6.80	7.16 =				
		283-340	6.17	6.49				
		> 340	6.17	6.49				
	IQF portion, trapeze	90-110 g/pc	9.60	10.11	Italy CIF			
	Fresh - whole	Fillets	100-200 g/pc	4.32	4.55 -	CPT	Mediterranean	
			200-300	5.46	5.75 +			
			300-400	6.66	7.01 +			
			500-700	5.30	5.58 -			
			1000-2000	7.50	7.89 -			
			2000-4000	7.50	7.89 +			
	Fresh - whole	Fillets	200-400	11.00	11.58 =	wholesale		
400-600			12.50	13.16 +				
Fresh - whole	Fillets	1-2 kg/pc	8.60	9.05 +	France wholesale	France		
		2-3	10.20	10.74 +				
		3-4	11.20	11.79 +				
		4-5	12.50	13.16 +				
Fresh, from trawling	Fresh, from longlining		6.00	6.32 -	Spain wholesale	Spain		
			5.80	6.11 +				
		> 1000 g/pc	6.50	6.84 +				
		> 1000	8.90	9.37 +				
		> 1000	13.00	13.68 +				
		IQF, H&G	0.7-1 kg/pc	2.45			2.58	
			1-2	2.95			3.11	
			1.5-2.5	2.99			3.15	
H&G, interleaved	H&G, interleaved	60-120 g/pc	1.87	1.97	FOB	Europe		
		100-200	1.98	2.08				



Fish Species Trade Name	Product Form	Grading	Price per kg		Reference & Area	Origin	
			EUR	USD			
GROUND FISH (cont.)							
November 2024							
<i>Merluccius hubbsi</i>	H&G, interleaved	70-100 g/pc	1.85	1.95	Spain FOB	Argentina	
		100-200	2.00	2.11 +			
		200-300	2.10	2.21 =			
		300-400	2.48	2.61			
		400-600	2.85	3.00			
		650-900	3.15	3.32			
	Fillet, interleaved	80-120 g/pc	4.35	4.58 ^	Italy CPT		
		120-180	4.45	4.68 ^			
		H&G	100-300 g/pc	1.80	2.15	Uruguay/Argentina FOB	Uruguay
			300-500	2.12	2.25		
Fillet		2-4 oz/pc	3.87	4.10			
<i>Merluccius polli</i>	H&G, interleaved	100-200 g/pc	2.08	2.19	Spain FOB	Guinea/ Senegal/Mauritania	
		200-300 g/pc	2.27	2.39			
		300-425 g/pc	2.45	2.58			
		1000-1500	3.15	3.32			
<i>Merluccius gayi</i>		100-300 g/pc	2.15	2.26		Ecuador	
		300-500	2.25	2.37			
<i>Merluccius bilinearis</i>		100-200 g/pc	1.75	1.84		Europe	
		200-300	1.98	2.08			
<i>Merluccius productus</i>	Fillet, PBO Minced block Fillet, skin.on, MSC Fillet, skinless, MSC		3.02	3.20 =	ex coldstore CIF	USA China	
			2.08	2.20 =			
			4.05	4.26 =			
		150-300 g/pc	4.15	4.37 =			
Haddock/Eglefin/Eglofino <i>Melanogrammus aeglefinus</i>	H&G	< 0.8 kg/pc	NOK 18.75	1.60 1.70	Sweden FCA	Norway	
	Whole, Block frozen			3.00 3.16	United States of America CIF	Poland	
	H&G	> 0.8 kg/pc		2.28 2.40	United Kingdom retail	Russia Iceland	
	Fillet, skin on	0.35 kg/pc	GBP 19.20	22.86 24.30 +	Spain CIF	Netherlands	
	Fillet, skin on	500 g/pc	GBP 18.50	22.02 23.42			
	Whole, 20 percent glazing	300-500 g/pc		2.65 2.79 =			
		500-700		3.20 3.37 =			
Fillet, skin on, 20 percent glazing	150-300 200-400		6.20 6.53 = 6.20 6.53				
Ling/Lingue franche/ Maruca <i>Molva molva</i>	Fillet - wet salted Produced from fresh raw material 1st quality	1-1.5 kg/pc		6.50 6.84 =	Italy DDP		
	IQF, fillets, skin-on	0.5-1.2 kg/pc		3.45 3.63	Spain FOB	Spain	
Monkfish/Baudroie/ Rape <i>Lophius spp.</i>	Fresh, tail	< 300 g/pc	7.06	7.43	Italy CPT	UK	
		200-500	11.58	12.19 -			
		500-1000	12.92	13.60 -			
		1000-2000	12.99	13.67 -			
		> 2000	13.09	13.78 -			
	Fresh, whole	100-300 g/pc	5.12	5.39	Spain FOB	Mediterranean	
		300-600	5.49	5.78 -			
		600-1000	6.41	6.75 -			
		500-1000	6.63	6.98			
		1000-2000	7.55	7.95			
		> 2000	6.80	7.16			
	1000-2000	16.50	17.37 +	wholesale			
	Whole	250-500 g/pc	9.25			9.74	
	Whole, gutted	500-1000	9.45	9.95	Spain FOB	Namibia	
250-400 g/pc		4.45	4.68				
Tails, skin-on, 20% glazing 10% glazing	300-600	4.78	5.03	CIF	Spain		
	250-500 g/pc	7.29	7.67				
Fresh, whole	500-1000	10.25	10.79	wholesale	Netherlands		
		20.00	21.05 +				
Whole		17.00	17.89 +	wholesale	Spain Europe China		
		4.60	4.84 =				
John Dory/ Saint Pierre/ Pez de San Pedro <i>Zeus faber</i>	Fresh - whole	1-2 kg/pc	20.50	21.58 =	France wholesale	France	
		2-3	22.50	23.68 -			
	Fresh - gutted	500-1000 g/pc	19.58	20.61	Italy CPT	Italy	
		1000-2000	17.63	18.56 -			
		2000-3000	20.50	21.58 -			
		600-800	12.06	12.70			
		800-1000	17.00	17.89 +			
		1000-2000	17.34	18.25 -			
	Fresh - filets	> 2000	17.86	18.80 -			
			10.65	11.21 -			
H&G	< 200 g/pc	1.35	1.42	Spain FOB	Mauritania/ Guinea/Senegal		
	80-250	1.90	2.00				
Filets	80-120 g/pc	4.45	4.68	CIF	Morocco China		
	100-150 g/pc	4.65	4.89				



Fish Species Trade Name	Product Form	Grading	Price per kg		Reference & Area	Origin	
			EUR	USD			
GROUND FISH (cont.)							
						November 2024	
Golden redfish Sëbastes doré Gallineta dorada <i>Sebastes mentella</i> Sebastes marinus Sebastes norvegicus	Block, H&G, Japanese cut	50-100 g/pc	2.05	2.16	Spain FOB	Russian Federation	
		100-150	2.29	2.41			
		150-200	2.95	3.11			
		200-300	3.28	3.45			
	300-500	3.55	3.74				
	Block, whole	150-180 g/pc	1.28	1.35	CIF	Spain	
		180-250	1.98	2.08			
		200-300	1.50	1.58			
	Fillets, skin-on, 25% glazing	120-160 g/pc	6.05	6.37 +	CIF	Iceland	
		160-200	6.20	6.53 +			
	Fresh, whole		3.13	3.29	Italy CPT	Norway	
	Fresh, fillet		9.52	10.02 -			
Alaska pollack/Lieu de l'Alaska/Colín de Alaska <i>Theragra chalcogramma</i>	Fillets, skinless 25 percent glaze 20 percent glaze, MSC	200-400 g/pc	3.65	3.84	Spain CIF	China	
		400-600	3.65	3.84			
		120-170 g/pc	2.50	2.72 =			
		170-230	2.70	2.93 =			
		230-300	2.50	2.72 =			
	Fresh - whole fillet		10.99	11.57 +	Germany retail	Germany	
			19.96	21.01 +			
Dentex commun Dentón <i>Dentex dentex</i>		1-2	25.69	27.05	Spain CIF	China	
		2-3	28.78	30.29			
		3-5	25.97	27.34			
		5-7	27.03	28.46			
		7;10	23.88	25.13			
	225-300 g/pc 275-350 300-425		2.08	2.19	FOB	Guinea/Mauritania	
		2.40	2.53				
		2.67	2.81				
		2.89	3.04				
Flathead grey mullet/ Mulet à grosse tête/ Pardete <i>Mugil cephalus</i>		600-1000 g/pc	1.28	1.35		Morocco	
		1000-2000	1.49	1.57			
Bogue/Boga <i>Boops boops</i>	IQF, whole	4-7 pc/kg	1.09	1.15	ex-vessel	Spain	
		3-6	1.09	1.15			
		Fresh		1.80	1.89 =	wholesale	
			1.47	1.55 -	Italy CPT		
FLAT FISH							
						November 2024	
Turbot/Rodaballo <i>Psetta maxima</i>	whole, farmed	0.4-0.6 kg/pc	9.85	10.37	Spain CIF	Spain	
		0.6-0.8	9.85	10.37			
		0.8-1	9.85	10.37			
		1-1.5	9.85	10.37			
	Fresh - whole wild	0.3-0.5 kg/pc	12.25	12.89		Netherlands (Kingdom of)	
		0.5-1	13.35	14.05			
	Frozen, gutted, 20% glazing	300-500 g/pc	400-600	8.00	8.42		
			600-800	8.30	8.74		
			800-1000	9.95	10.47 -		
			1000-2000	10.10	10.63 -		
			1000-2000	10.05	10.58 -		
	Fillets, skin-less, 20% glazing	200-400 g/pc	400-600	27.95	29.42 =		
			400-600	29.75	31.32		
		Fresh - whole, wild		31.00	32.63 +	wholesale	Spain
		Fresh - whole, farmed		13.00	13.68 +		
		Frozen Culture		14.00	14.74 +		
		400-600 g/pc 600-800 800-1000 1000-1500 1500-2000 2000-2500 2500-3000 3000-4000 4000-5000		12.50	13.16	Italy CPT	Spain/Portugal
			11.76	12.38 +			
			12.29	12.94 -			
			11.61	12.22 -			
			11.25	11.84 +			
			12.56	13.22 +			
			11.74	12.36 +			
	13.00		13.68 +				
	12.94		13.62 +				
	11.73		12.35 -				
Fresh - gutted, wild	0.5-1 kg/pc	1-2	19.31	20.33		Netherlands (Kingdom of)	
		2-3	19.89	20.94			
Fresh - fillets	0.15-0.2		19.90	20.95 -			
			11.75	12.37 +			
Fresh - whole	0.5-1	1-2	14.50	15.26			
		2-3	17.38	18.29 -			
		3-4	14.42	15.18			
		4-5	16.47	17.34			
		Big	20.40	21.47 -			
		Medium	20.00	21.05 -			
Fresh - whole, wild	1-2 kg/pc	2-3	17.00	17.89 -	France wholesale	France	
		3-4	21.00	22.11 -			
		3-4	27.00	28.42 +			



Fish Species Trade Name	Product Form	Grading	Price per kg		Reference & Area	Origin
			EUR	USD		
FLATFISH (cont.)						
November 2024						
Sole/ Lenguado <i>Solea vulgaris</i>	Fresh - whole wild	120-175 g/pc	13.45	14.16	Spain CIF	Netherlands (Kingdom of)
		175-200	15.10	15.89		
		160-360	10.50	11.05		
	Gutted, 20 percent glaze	110-160 g/pc	12.05	12.68	wholesale	Spain
		160-200	12.25	12.89		
		200-250	12.35	13.00		
		250-300	12.80	13.47		
		300-350	15.20	16.00		
		350-400	17.30	18.21		
		400-500	19.75	20.79		
	Fresh		16.50	17.37		
	Frozen		13.50	14.21		
	Fillets		25.00	26.32		
	Fresh - whole		73.00	76.84	Germany retail	Germany
	Fresh - gutted	5	14.19	14.94	Italy CPT	Netherlands (Kingdom of)
		4	16.05	16.89		
3		19.97	21.02			
2		24.09	25.36			
1		17.78	18.72			
Fresh - whole		5	12.91	13.59		Italy
		4	7.72	8.13		
		3	10.80	11.37		
		2	23.68	24.93		
		1	20.56	21.64		
	100-200 g/pc	9.50	10.00	wholesale	North Sea	
	200-300	22.50	23.68			
Fresh - whole, wild	1	35.50	37.37	France wholesale	France	
	2	27.50	28.95			
	3	23.50	24.74			
	4	18.70	19.68			
Sand sole/sole-pole Lenguado de arena <i>Solea lascaris</i>	Fresh - whole	150-300 g/pc	13.97	14.71	Italy CPT	West Africa
		300-600	13.97	14.71		
Senegalese sole/sole du Sénégal Lenguado senegalés <i>Solea senegalensis</i>	Fresh - whole, farmed	300-400 g/pc	18.52	19.50	Spain	
		400-500	21.00	22.11		
		500-600	21.02	22.13		
		600-700	21.57	22.71		
	800-1000	21.60	22.74			
Frozen on board, IWP	400-500 g/pc	8.25	8.68	Spain CIF	Guinea	
whole, frozen on land		1.45	1.53			
		15.19	1.39	FOB		
Brill/Barbue/ Remol <i>Scophthalmus rhombus</i>	whole, 30% glazing	0.2-0.3 kg/pc	5.20	5.47	CIF	Netherlands (Kingdom of)
		0.25-0.4	6.45	6.79		
		0.5-0.8	7.05	7.42		
	25% glazing	1-2	9.60	10.11		
European plaice/ Plie d'Europe/ Solla europea <i>Pleuronectes platessa</i>	Fresh - whole	300-400 g/pc	5.00	5.26	Italy CPT	Netherlands (Kingdom of)
		> 600	5.20	5.47		
	Fillet, white skin on, 30% glazing	60-120	5.35	5.63	wholesale	Germany
			5.70	6.00		
	Fresh - fillet	60-80 g/pc	7.08	7.45	Germany retail	Germany
			19.50	20.53		
		skinless		8.00		
		16.00	16.84			
	IQF, whiteskin, 25 percent glazing	N. 2	9.80	10.32	Netherlands FOB (for Italian market)	
	IQF, skinless, 25 percent glazing	N. 2	10.45	11.00		
European Flounder/ Flet d'Europe/ Platija europea <i>Platichthys flesus</i> <i>Scophthalmus rhombus</i>	Fresh - whole	400-600 g/pc	17.95	18.89	Italy CPT	
		1000-2000	19.68	20.72		
	Fresh - gutted	600-1000 g/pc	11.18	11.77		
		1000-2000	14.68	15.45		
		2000-3000	18.40	19.37		
Fresh - whole		24.98	26.29	Germany retail	Germany	
	skinless		56.87	59.86		



Fish Species Trade Name	Product Form	Grading	Price per kg		Reference & Area	Origin
			EUR	USD		
TUNA/BILLFISH						
						November 2024
Tuna/Thon/Atún for canning	Skipjack - whole		1.42	1.50 +	Bangkok CFR FOB	Western/Central Pacific Ocean
			1.42	1.50 +		
	Yellowfin - whole		1.56	1.65 +	Ecuador ex-vessel	Eastern Tropical Pacific Ocean
	Skipjack - whole		2.17	2.30 +	Seychelles FOB	
	Yellowfin - whole		1.43	1.51 +	Abidjan ex-vessel	Atlantic Ocean
	Yellowfin - whole		2.25	2.37 +		
	Skipjack - whole	> 10 kg	1.40	1.47 +	Spain CFR	Various origins
	Yellowfin - whole	1.8-3.4 kg/pc	2.40	2.53 +		
	Skipjack - whole	> 10 kg	1.50	1.58 +	Tunisia CFR	Seychelles (ex-vessel)
	Yellowfin - whole	> 1.8 kg/pc	2.60	2.74 +		
for direct consumption	Skipjack	> 1.8 kg/pc	1.42	1.50	Europe CFR	India
	Yellowfin - pre-cooked loins	double cleaned	8.30	8.80		
		single cleaned	8.30	8.80	various origins	
	Skipjack - pre-cooked loins		6.13	6.50		
	Skipjack - cooked & cleaned loins - vacuum packed	double cleaned	5.08	5.38 =	Spain wholesale FOB	Atlantic
	Albacore - whole, gutted	< 15 kg/pc	5.50	5.79 -		
	H&G	< 15	4.35	4.58 +		
	Yellowfin or Bigeye- H&G	< 25 kg/pc	4.15	4.37 +		
		> 20	4.80	5.05 +		
		25-50	4.85	5.11 +		
		50-100	4.85	5.11 +		
		> 100	4.65	4.89 +		
	Skipjack - cooked loins	single cleaned	4.34	4.60		
	Bigeye - frozen loins		6.70	7.10		
	Bluefin - H&G, skin-on	> 20 kg/pc	5.55	5.84		
		> 100	5.35	5.63		
	Albacore, fresh	4-7 kg/pc	3.78	3.98	Italy CPT	Spain
		7-10	5.96	6.27		
		9-12	4.55	4.79		
			6.54	6.88	Italy	
Bluefin, fresh	10-20 kg/pc	12.00	12.63 +			
	20-30	10.40	10.95 +			
	30-50	11.25	11.84 +			
	> 50	10.00	10.53			
Yellowfin, fresh, gutted	20-30 kg/pc	10.72	11.28	United States of America CIF	Mexico	
	30-50	10.25	10.79			
	> 50 kg/pc	14.57	15.34			
Bigeye, fresh	10-20 kg/pc	4.50	4.74			
	20-30	5.18	5.45 ^			
	30-50	4.90	5.16			
Yellowfin Loins whole, bulk frozen	30-40 kg/pc	8.30	8.80	Spain FOB	Morocco	
	40-50	9.04	9.58			
Atlantic bonito/Bonite à dos rayés/ Bonito del Atlántico <i>Sarda sarda</i>	IQF, frozen at land, whole	2-2.5 kg/pc	2.68	2.82	wholesale	Atlantic Ocean
	2.5-3	2.79	2.94			
	> 3	2.90	3.05			
Swordfish/Espadon/ Pez espada <i>Xiphias gladius</i>	Fresh - whole	< 12 kg/pc	3.00	3.16	FOB	Atlantic Ocean
		> 25	24.00	25.26		
		average	16.00	16.84		
	whole	< 12 kg/pc	3.50	3.68 =		
		> 25	20.00	21.05 =		
		average	11.00	11.58 +		
	H&G, skin-on	< 10 kg/pc	3.95	4.16 -		
		10-30	4.45	4.68 =		
		30-50	5.95	6.26 +		
		50-70	6.15	6.47 +		
		70-100	6.15	6.47 +		
		100-175	6.15	6.47 +		
		> 175	5.95	6.26 +		
Fresh - whole		10.61	11.17 -	Italy CPT		
	Fresh - slice	9.66	10.17 -			
	Fresh - slice, with bone, yellow	9.01	9.48 +			
Fresh - whole		12.00	12.63 =	France wholesale		
	Frozen - fillet, vacuum	9.00	9.47 =			
					Spain	



Fish Species Trade Name	Product Form	Grading	Price per kg			Reference & Area	Origin				
			EUR	USD							
SMALL PELAGICS											
November 2024											
Mackerel/Maquereau/ Caballa <i>Scomber scombrus</i>	Fresh - whole	4-6 pc/kg		3.52	3.71	-	Italy CPT	France			
	Fresh - whole			3.19	3.36	+					
	Fresh - fillet, butterfly cut			5.55	5.84	+					
	Fresh			6.50	6.84	+					
	Fresh	Small	Small		1.00	1.05	=	Spain wholesale	Spain		
					6.50	6.84	-				
					5.50	5.79	+				
					2.10	2.21					
		IQF Whole	2-3 pc/kg	4-6		1.10	1.16				FOB
						1.09	1.15				
						2.10	2.21				
						3.50	3.68				
Blockfrozen	300-500 g/pc	150-250		2.10	2.21						
				1.75	1.84						
IQF, Fillets 10% glaze	150-250	250-350 g/pc		3.50	3.68						
				1.75	1.84						
IQF, H&G, 8-10% glaze	250-350 g/pc			1.75	1.84						
				1.75	1.84						
Scomber colias	Fresh whole	> 600 g/pc	NOK	21.46	1.84	1.94	Norway export price	Norway			
			NOK	26.36	2.25	2.38			-		
			NOK	27.01	2.31	2.44			+		
	fillets whole	200 g/pc	1 kg/pc	GBP	18.75	22.32	23.73	United Kingdom retail	UK		
				GBP	6.95	8.27	8.80				
	IQF, whole	4-6 pc/kg	8-10		1.16	1.22		Spain FOB	Morocco		
					1.15	1.21					
					0.85	0.89					
		3-6	100-200 g/pc		1.28	1.35					
					3.65	3.84					
					3.15	3.32					
	IQF, 2 percent glazing	80-120 g/pc			3.15	3.32					
				1.65	1.74						
IQF, wrapped	> 1 kg			1.65	1.74		Namibia				
				1.65	1.74						
Horse Mackerel/ Chincard/ Jurel <i>Trachurus spp</i>	Whole	> 24 cm/pc		1.23	1.29		Morocco FOB for European market	Morocco			
				1.23	1.29						
	Fresh	Small	Large		0.15	0.16	=	Spain wholesale	Spain		
					6.00	6.32	+				
					2.00	2.11	+				
	IQF	100-300 g/pc	Blockfrozen		0.95	1.00		FOB	Morocco/ Guinea		
					1.57	1.65	+				
					2.18	2.29					
					2.39	2.52					
					1.55	1.63					
	IQF	2-3 pc/kg	1-3		1.58	1.66		Senegal	Spain		
					1.75	1.84					
				2.25	2.37						
				1.55	1.63						
				1.50	1.58						
				1.35	1.42						
				1.15	1.21						
Whole	2-4 pc/kg	4-6		0.91	1.10		Egypt CIF	Yemen			
				0.91	1.10						
				0.91	1.10						
				0.91	1.10						
Chub mackerel/Maquereau español/ Estornino <i>Scomber japonicus</i>	Block frozen	8-14 pc/kg		0.82	0.86		Spain FOB	Morocco			
				1.18	1.43						
	Fillets, skin-on	50-150 g/pc	Whole		2.27	2.75		Netherlands CIF	Ecuador		
					0.79	0.95					
Whole	2-4 pc/kg	4-6		0.79	0.95		Egypt CIF	Yemen			
				0.79	0.95						
				0.83	1.00						
Herring/Hareng/Arenque <i>Clupeidae</i>	Fresh - fillets			3.49	3.67	-	Italy CPT	Denmark			
				3.00	3.16	=					
				6.50	6.84	=					
				13.00	13.68	=					
	Salted - fillets				13.00	13.68	=	France wholesale	Europe		
					6.50	6.84	=				
					13.00	13.68	=				
					13.00	13.68	=				
Smoked - fillets				13.00	13.68	=	France	France			
				13.00	13.68	=					
				13.00	13.68	=					
				13.00	13.68	=					
Smoked - fillets, vacuum packed				13.00	13.68	=	Norway export price	Norway			
				13.00	13.68	=					
				13.00	13.68	=					
				13.00	13.68	=					
Fresh whole			NOK	21.93	1.88	1.98	Norway export price	Norway			
			NOK	15.19	1.30	1.37			-		
			NOK	21.90	1.87	1.98			+		
fillet			NOK	21.90	1.87	1.98	Poland FOB	Baltic			
			PLN	1.69	0.39	0.41					



Fish Species Trade Name	Product Form	Grading	Price per kg		Reference & Area	Origin	
			EUR	USD			
SMALL PELAGICS (cont.)						November 2024	
Sardine/Sardine/Sardina <i>Sardina pilchardus</i>	Fresh - whole		1.95	2.05	-	Italy CPT	
	Frozen - whole		1.65	1.74	=		
	Fresh - fillet		4.49	4.73	-		
	Block, whole	12-16 cm/pc		1.23	1.29		Spain FOB
		13-18		1.20	1.26		
		8-16 pc/kg		1.45	1.53		
		8-14		1.15	1.21		
		18-25		1.29	1.36		
	IQF	22-28		1.55	1.63		
		30-50 g/pc		2.95	3.11		
Fillets, butterfly cut							
Fresh			2.50	2.63	-	wholesale	
whole			GBP 6.89	8.20	8.72	United Kingdom	
Fillets			GBP 7.95	9.46	10.06	retail	
Fresh - whole			3.00	3.16	=	France - wholesale	
Fresh - butterfly cut			9.00	9.47	=		
Anchovy/Anchois/ Boquerón <i>Engraulis encrasicolus</i>	Fresh		3.50	3.68			
	Fresh		3.75	3.95	-	Italy CPT	
		71-100 pc/kg		9.00	9.47	+	wholesale
		> 100		8.30	8.74	+	
	Fresh		3.50	3.68	+	Spain - wholesale	
			1.80	1.89	-		
			4.50	4.74	+		
	Fresh	30-32 pc/kg		1.95	2.05		FOB
		41-45		1.95	2.05	-	
		46-50		1.95	2.05	-	
50-55			1.90	2.00	-		
55-60			1.95	2.05	-		
IQF, fillets	40-70 g/pc		4.85	5.11	+	Morocco	
CEPHALOPODS						November 2024	
Squid/Encornet/Calamar <i>Loligo spp.</i>	Whole	S (< 18 cm)	6.50	6.84	=	Italy CIF	
		M (18-25)	7.50	7.89	-		
		L (25-30)	9.50	10.00	-		
		XL (>30)	9.50	10.00	-		
	Fresh - whole	100-300 g/pc		6.64	6.99	-	CPT
		300-500		8.96	9.43	+	
		400-600		16.05	16.89	+	
		500-1000		17.13	18.03	+	
		100-300 g/pc		18.50	19.47	+	wholesale
	Grade A	300-500		17.00	17.89	+	
< 3 pc/kg			7.64	8.10		Portugal/Italy CIF	
Fresh - whole	3-6		7.17	7.60			
	6-10		5.61	5.95			
	10-20		5.61	5.95			
Frozen	Small		11.50	12.11	+	France - wholesale	
	Medium		12.50	13.16	+		
IQF, glazed cut, no wings, tentacles	200-300 g/pc		10.00	10.53	+	Spain - wholesale	
	small		6.70	7.05		Mauritania FOB	
	medium		8.50	8.95			
	big		8.70	9.16			
	very big		8.70	9.16			
<i>Loligo gahi</i>	Whole	< 10 cm/pc	2.22	2.35		United States of America CIF	
		9-12	2.69	2.85			
	Tubes, skin-on		2.28	2.40		Spain FOB	
			3.29	3.46			
	Tubes, skinless		6.70	7.05			
			7.20	7.58			
	Whole	15-18 cm/pc		3.60	3.79		Spain
		18-22		3.98	4.19		
		20-24		3.98	4.19		
		22-26		3.75	3.95		
M			4.64	4.88	+	Italy CPT	
S			4.25	4.47	-		
	100-200 g/pc		3.98	4.19		CIF	
Whole	1		4.50	4.74	-	Spain wholesale	
	2		4.50	4.74	-		
	3		4.50	4.74	-		
	4		4.50	4.74	-		
200-300 g/pc			3.68	3.90	-	Argentina FOB	
	300-400		3.40	3.60			
Whole, round	200-300 g/pc		3.67	3.89	-	Uruguay FOB	
	300-400		3.67	3.89	-		
	> 500		2.97	3.15			



Fish Species Trade Name	Product Form	Grading	Price per kg		Reference & Area	Origin	
			EUR	USD			
CEPHALOPODS (cont.)							
November 2024							
Squid/Encornet/Calamar <i>Illex illecebrosus</i> <i>Loligo duvauceli</i> <i>Todarodes sagittatus</i> <i>Uroteuthis duvauceli</i> <i>Doryteuthis pealeii</i> <i>Doryteuthis opalescens</i> <i>Dosidicus gigas</i>	Blockfrozen	9-16 cm/pc	2.38	2.51	Spain FOB	Spain	
		11-14	2.85	3.00			
		165-335 g/pc	2.57	2.71			
		200-350	1.65	1.74			
	Blockfrozen	3-6 pc/kg	8.15	8.58		Yemen	
		6-10	6.98	7.35			
		10-20	5.45	5.74			
	Block, frozen on board	> 20 cm/pc	2.15	2.26		Mauritania	
		9-14 cm/pc	2.10	2.21			
		12-18	1.95	2.05			
25-30		2.25	2.37				
Whole			7.80	8.21 +	wholesale	India	
			8.50	8.95 +			
			5.80	6.11 =			
Whole	1-2 kg		2.36	2.50	United States of America CIF	Panama	
Octopus/Poulpe/Pulpo <i>Octopus vulgaris</i>	Sushi slice	7 g/pc	15.57	16.50	Europe CFR	Indonesia	
	100% net weight	9	16.04	17.00			
	boiled cut		8.68	9.20			
	Flower type	1-2 kg/pc	5.66	6.00	Italy CPT	Italy	
	90% net weight	>2	7.08	7.50			
	Fresh	1-2		8.42	8.86 -	Spain	
				9.41	9.91 -		
				12.97	13.65 +		
				12.01	12.65 +		
				11.00	11.58 =		
				10.03	10.56 -		
				9.33	9.82 +		
	Frozen	T3			Morocco		
	Fresh	250-500 g/pc		15.50	16.32 +	wholesale	
				16.00	16.84 +		
	whole	T3		12.80	13.47	United States of America CIF	
				12.25	12.89 -		Spain FOB
				10.75	11.32 -		
				9.75	10.26 +		
				8.75	9.21 ^		
				7.75	8.16 -		
				7.95	8.37		
				7.50	7.89		
				7.20	7.58		
	Uncleaned	T1		5.95	6.26	Mauritania/Senegal Guinea	
				9.75	10.26		
				8.77	9.23		
			8.15	8.58			
			7.75	8.16			
Frozen on board	T1		12.25	12.89	CIF		
			10.75	11.32			
			9.75	10.26			
			8.75	9.21			
			7.75	8.16			
Frozen, Galizian style			17.40	18.32 -	wholesale		
			5.50	5.79 -			
			6.35	6.68 +			
Gutted block	300-500 g/pc		6.04	6.40	Italy/Portugal Spain CIF		
			6.04	6.40			
			6.04	6.40			
Flower	300-500 g/pc		7.55	8.00	Yemen		
			7.55	8.00			
			7.55	8.00			
Fresh			11.00	11.58 -	France wholesale		
			13.50	14.21 =			
Fresh - whole	Mixed		6.76	7.12	Italy CPT		
<i>Eledone moschata</i> <i>Eledone cirrhosa</i>	Cleaned, block, 10% glazing	100-300 g/pc	3.45	3.63	Spain FOB		
		300-600	3.50	3.68			



Fish Species Trade Name	Product Form	Grading	Price per kg		Reference & Area	Origin	
			EUR	USD			
CEPHALOPODS (cont.)						November 2024	
Cuttlefish/Seiche/ Sepia <i>Sepia spp.</i>	Frozen at land- whole block Grade A	100-200 g/pc	4.81	5.10 -	Egypt/Thailand CIF Malaysia	Yemen	
		200-300	4.81	5.10 -			
		300-500	4.81	5.10 -			
		500-1000	4.81	5.10 -			
	FAS - whole block	100-200 g/pc	4.20	4.45	Portugal/Greece Spain CIF		
		200-300 g/pc	4.87	5.16			
		300-500	4.81	5.10 +			
		> 500	4.81	5.10 -			
	not cleaned	0.3-0.6 kg/pc	0.6-0.9	5.15	5.42	Spain FOB	Morocco
			0.9-1.2	4.85	5.11		
			small	3.60	3.79		
			medium	3.80	4.00	Mauritania FOB	Mauritania
			big	4.10	4.32		
	Block frozen, cleaned 10 percent glaze	100-200 g/pc	200-400	5.55	5.84	Spain FOB	Senegal/Morocco
			400-600	7.25	7.63		
			600-900	8.25	8.68		
Frozen			6.30	6.63 -	wholesale	Morocco	
		Fresh	9.00	9.47 -			
Fresh			17.50	18.42 -	France - wholesale	France	
		Frozen	6.50	6.84 =			
Fresh	100-200 g/pc	< 100	9.57	10.07	Italy CPT	Spain	
		100-300	4.99	5.26 -			
		300-500	5.55	5.84 -			
		500-1000	5.73	6.04 -			
			5.69	5.99 -			
			10.37	10.92 +			
		Large	16.50	17.37 -			
		Medium	13.00	13.68 =			
			wholesale	Italy			
				wholesale	Croatia		
CRUSTACEANS						November 2024	
Whiteleg shrimp/ Crevette pattes blanches/Camarón patiblanco <i>Penaeus vannamei</i>	PD, chemical treatment 100% net weight treated with non-phosphate	31-40 pc/lb	8.25	8.75	Europe CFR	Indonesia	
		41-50	7.31	7.75			
		51-60	7.12	7.55			
		61-70	6.93	7.35			
		71-90	6.75	7.15			
		91-120	6.60	7.00			
	tails	21-25 pc/kg	26-30	7.17	7.55 -	Italy CPT	Ecuador
			31-40	6.78	7.14 +		
			41-50	6.66	7.01 +		
			51-60	6.13	6.46 =		
			61-70	5.83	6.14 +		
				5.82	6.13 +		
	peeled and deveined, 25% glazing	21-25 pc/kg	26-30	9.50	10.00 -		
			31-35	9.44	9.94 +		
			36-40	8.43	8.87 +		
			41-50	8.80	9.26 +		
			51-60	8.50	8.95		
				7.91	8.33		
	Whole tails	41-50 pc/kg		5.40	5.68 ^	wholesale	
			101-150	7.50	7.89 ^		
	Head-on	26-30 pc/kg	GBP	16.95	20.18	United Kingdom	Viet Nam
				21.73	23.10		
	Frozen headon, shellon, 25% glaze	20-30 pc/kg		6.00	6.32 +	Spain wholesale FOB	Ecuador
			6.65	7.00 -			
			5.75	6.05 -			
			5.55	5.84 =			
			5.40	5.68 +			
frozen, headless	30-40 pc/kg		5.25	5.53	CIF		
			11.96	12.68			
			4.62	4.90			
			3.96	4.20			
P&D	16-20 pc/lb		8.14	8.63	United States of America CIF	Peru	
			10.38	11.00			
Peeled and cooked	20-30		10.85	11.50		Ecuador	
		51-60					
	51-60					Viet Nam	



Fish Species Trade Name	Product Form	Grading	Price per kg		Reference & Area	Origin		
			EUR	USD				
CRUSTACEANS (cont.)								
November 2024								
Argentine red shrimp/ Salicoque rouge d'Argentine/ Camarón langostín argentino <i>Pleoticus muelleri</i>	Head-on, shell-on	10-20 pc/kg	8.40	8.84 =	Spain EXW	Argentina		
		20-30	6.80	7.16 =				
		30-40	6.20	6.53 =				
		40-60	6.10	6.42 =				
	frozen on board	10-20 pc/kg	7.50	7.89	FOB			
		20-30	6.50	6.84				
		31-50	9.45	9.95				
	Tails, easy peel, 20% glazing	13-15 pc/kg	11.40	12.00 +	CFR CIF	China		
		16-20	11.15	11.74 +				
		30-55	8.02	8.50				
		56-100	7.53	7.98				
	Peeled, undeveined	L1	8.75	9.21	Argentina FOB	Argentina		
		40-70	11.13	11.80				
		70-90	11.13	11.80				
Headless, shell-on	16-20 pc/lb	5.38	5.70	United States of America CIF				
	20-30	5.66	6.00					
	26-30	8.67	9.19					
	40-70	14.34	15.09					
	Head-on, shell-on	L1	6.32			6.70 +		
	L3	5.09	5.40					
Peeled	C1	10.26	10.88 -					
	C1	8.59	9.11 -					
Headless, shell-on	C2	4.42	4.68 ^					
Giant tiger prawn/ Crevette tigrée/ Langostino tigre <i>Penaeus monodon</i>	Farmed, organic, cooked	20-30 pc/kg	31.00	32.63 =	France wholesale	Madagascar		
		30-40	28.00	29.47 =				
		40-50	25.00	26.32 =				
	Raw peeled and deveined, 20 percent glazing	6-8 pc/lb	15.85	16.68 =	Spain FOB	Bangladesh/ Viet Nam/ India		
		8-12	9.45	9.95				
		13-15	8.10	8.53 -				
16-20		7.30	7.68 -					
Head-on	8-12 pc/lb	GBP 33.75	40.18 42.72	United Kingdom retail	Bangladesh			
Norway lobster/ Langoustine/Cigala <i>Nephrops norvegicus</i>	IQF whole	0-5 pc/kg	20.25	21.32 -	Spain FOB	Spain		
		5-10	14.25	15.00 -				
		10-15	11.25	11.84 -				
		15-20	9.25	9.74 -				
		20-30	7.25	7.63 -				
		30-40	4.75	5.00 -				
	male	40-50	4.25	4.47 -				
		2-4 pc/kg	41.00	43.16	wholesale	Denmark		
		4-7	31.65	33.32				
	7-9	31.45	33.11					
	Fresh		44.00	46.32 +				
	Frozen, tails		16.00	16.84				
	Fresh	5-16 pc/kg	30.00	31.58 -	France wholesale			
		16-20	15.50	16.32 -				
		20-30	12.50	13.16 -				
		30-40	11.00	11.58 -				
		40-50	11.00	11.58 -				
20-40 pc/kg		22.00	23.16 =					
Cooked	11-15	13.22	13.92	Italy CIF CPT				
	6-9 pc/kg	23.61	24.85 -					
	8-12	23.40	24.63					
	11-15	16.69	17.57 -					
	16-20	11.20	11.78 +					
	21-30	8.69	9.14 +					
	31-40	5.79	6.10 +					
	41-50	5.70	6.00					
	Frozen	16-20 pc/kg	18.90			19.89	wholesale	Ireland
	Andaman lobster/Langoustine Andamane/Cigala de Andamán <i>Metanephrops andamanicus</i>	IQF	6-10 pc/kg			34.95	36.79	Spain FOB
11-15			30.50	32.11				
16-20			23.95	25.21				
European lobster/ Homard européen/ Bogavante <i>Homarus gammarus</i>	Live - bulk	400-600 gpc	29.00	30.53 =	France wholesale	Ireland		
		400-600	30.00	31.58 =				
		700-1000	82.00	86.32				
	Live	400-600 gpc	27.78	29.25 +	Italy CPT	Europe		
		600-800	29.93	31.51 +				
		800-1000	31.40	33.05 +				
> 1000		31.09	32.73 -					
> 2000	26.52	27.92						



Fish Species Trade Name	Product Form	Grading	Price per kg		Reference & Area	Origin		
			EUR	USD				
CRUSTACEANS (cont.)								
						November 2024		
American lobster/ Homard américain/ Langosta americana <i>Homarus americanus</i>	Live	400-600 g/pc	26.00	27.37 +	France wholesale	Canada		
		< 3 kg/pc	22.91	24.12 +	Italy CPT	United States of America		
		3-5	30.30	31.89	wholesale			
				29.00		30.53		
			29.50	31.05 +		Canada		
			500-600 g/pc 1000	no quote		United Kingdom retail		
	Whole	350-400 g/pc	16.33	17.31	United States of America CIF			
	400-450	16.33	17.31					
Meat, minced		1.87	1.98					
Tails	6-7 oz/pc	45.76	48.50					
		7-8	45.76	48.50				
Scalloped spiny lobster/ Langouste festonnée/ Langosta festoneada <i>Panulirus homarus</i>	Whole	70-100 g/pc	11.79	12.50	Taiwan (Province of China)/ Saudi Arabia CIF	Yemen		
		100-150	15.09	16.00				
		150-200	17.92	19.00				
		> 200	20.47	21.70				
	Whole	70-100 g/pc	14.15	15.00	Italy CIF	Yemen		
		100-150	16.04	17.00				
		150-200	17.45	18.50				
		200-300	20.75	22.00				
		> 300	21.23	22.50				
	Fresh		30.00	31.58 =	Spain wholesale	Cuba		
Frozen		23.00	24.21					
Tails		50.00	52.63 =					
Whole		50.50	53.16	United States of America CIF	Spain			
Arabian whip lobster/ Langouste fouet arabe/ Langosta de fusta arabica <i>Puerulus sewelli</i>		SS	14.15	15.00	Italy CIF	Yemen		
		S	16.98	18.00				
		M	18.87	20.00				
		L	20.75	22.00				
Edible crab/Tourteau/ Buey de mar <i>Cancer pagurus</i>	Live, bulk	T2 (13-16 cm)	8.99	9.46 +	France auction wholesale	France		
		500-700 g/pc	10.50	11.05 =				
		> 1000	10.50	11.05 =				
			22.48	23.66 =				
	Fresh		5.62	5.92 +	Italy CPT	United Kingdom		
	female		5.45	5.74 +				
	Claws		5.06	5.33 +				
Blue swimming crab Étrille bleue <i>Jaiba azul</i> <i>Portunus pelagicus</i>	Whole	5-7 pc/kg	3.63	3.85	France CIF	Yemen		
		50-100	3.63	3.85				
		100-300	3.25	3.45				
			100-300 pc/kg	2.97	3.15	Italy CIF		
Snow crab/ Crabes des neiges/ Cangrejo de las nieves <i>Chionoecetes opilio</i>	Legs, parts, shoulders		13.00	13.78	United States of America CIF	Canada		
	Clusters	8-10 oz/pc	19.24	20.39				
		> 10	20.80	22.05				
	Parts		13.00	13.78				
	Claws		30.16	31.97				
Southern king crab/ Crabe royal de Patagonie Centolla patagónica <i>Lithodes santolla</i>		S	44.40	47.06		Argentina		
		M	45.48	48.21				
		L	46.56	49.36				
		Legs, Claws		11.85			12.57	
BIVALVES						November 2024		
Oyster/Huître/Ostra <i>Crassostrea gigas</i> <i>Ostrea edulis</i>	Live	60-100 g/pc	11.40	12.00	Spain CIF	Netherlands		
		80-95 g/pc	17.36	18.27				
		95-110	18.50	19.47				
			18.60	19.58 =				
			12.00	12.63 =				
	G2 (10 units)		12.00	12.63 =	France wholesale	France		
	M3 (10 units)		12.00	12.63 =				
		N3	7.90	8.32 -	retail			
Mussel/Moule/Mejillón <i>Mytilus edulis</i> <i>Mytilus galloprovincialis</i>	Live - Bottom mussel	Bulk	2.70	2.84 =	wholesale	Netherlands		
			2.90	3.05 =		Spain/Italy		
	Live - Rope (bouchot)	60-80 pc/kg	4.00	4.21 =	retail	France		
			6.42	6.76 +				
	Live	> 100 pc/kg	4.20	4.42	CIF	Italy		
			2.82	2.97 =		Italy CPT wholesale	Sardinia Italy	
			3.50	3.68 +				
			3.40	3.58 =		Spain		
	<i>Mytilus chilensis</i>	Live	IQF - shell-off, 7 percent glazing	200-300 pc/kg	4.90	5.16	CIF	Chile
					2.68	2.84		Spain CIF
3.84					4.07			
1.99					2.11			
Mussel meat								
IQF, Half shell								
Whole, vacuum packed								
Whole, cooked	40-60 pc/kg	3.20	3.37 =					
		60-80	3.10			3.26 =		
<i>Perna canaliculus</i> <i>Mytilus galloprovincialis</i>	800 g pack, half shell	Alive	GBP 19.90	23.69	25.19	United Kingdom retail	New Zealand	
			GBP 4.60	5.48			5.82	UK (Scotland)



Fish Species Trade Name	Product Form	Grading	Price per kg		Reference & Area	Origin
			EUR	USD		
BIVALVES (cont.)						
November 2024						
Razor shell/Couteau/ Navaja - <i>Solenidae</i>	Fresh	S	10.50	11.05	Spain CIF	Ireland
			18.50	19.47		Netherlands
	Live, depurated	10-12 cm/pc	5.25	5.53 =	wholesale	Italy
			7.20	7.58 +		
			5.56	5.85 -		
Live		3.30	3.47 =	Italy CPT	Imported	
Great Atlantic scallop/ Coquille-St- Jacques/ Vieira <i>Pecten maximus</i>	Fresh, meat, roe-on		27.00	28.42 =	France wholesale	France
	Fresh, meat, roe-off		27.50	28.95 +		
	Frozen, meat, roe-on		43.00	45.26 =		
	Frozen, meat, roe-off		34.00	35.79 =		
	IQF, whole	3-5 pc/kg	5.35	5.63	Spain FOB	Spain
		4-6	4.38	4.61		
	Frozen, half shell	10-12	10.69	11.25	wholesale	Italy CPT
	Meat, 15% glazing	20-24	22.85	24.05		
	Meat, 20% glazing	22-25	22.85	24.05		
	Live		19.00	20.00 +		
	Frozen - whole		3.29	3.46 =	United Kingdom retail	UK
	Fresh		3.70	3.89 -		
	Frozen, half shell		8.70	9.16 -		
	Fresh, meat	10-20 pc/kg	GBP 27.50	32.74 34.81	United States of America CIF	Peru
	Half shell, roe on	10-20 pc/kg		11.89 12.60		
20-30			11.27 11.95			
	30-40		10.47 11.10	Italy CPT	Italy	
			12.81 13.48 -			
Japanese carpet shell/ Palourde japonaise/ Almeja japonesa <i>Ruditapes philippinarum</i>	Live		7.80	8.21 +	Spain wholesale	Spain
SALMON						
November 2024						
Atlantic salmon/ Saumon de l'Atlantique/ Salmón del Atlántico <i>Salmo salar</i>	Fresh - gutted, head-on	2-3 kg/pc	8.60	9.05 -	France wholesale	Norway
		3-4	8.60	9.05 -		
		4-5	9.10	9.58 -		
		5-6	9.30	9.79 -		
		6-7	9.30	9.79 -		
		2-3 kg/pc	9.10	9.58 -		
	Fresh - label rouge frozen, wild	2-3	11.60	12.21 -	Scotland	
		2-3	8.00	8.42 =		
	Smoked - Fillet, vacuum reconstituted sides	1-2 kg/pc	40.00	42.11 =	EU	Norway
	Fresh - Fillet	3-4 kg/pc	12.00	12.63 -		
	Smoked - Fillet, vacuum reconstituted sides	1-2 kg/pc	37.00	38.95 =		
	Fresh - gutted, head-on	1-2 kg/pc	NOK 55.81	4.77 5.05 +	Norway FOB	
		2-3	NOK 60.90	5.21 5.51 +		
		3-4	NOK 69.49	5.94 6.28 +		
		4-5	NOK 73.33	6.27 6.63 +		
		5-6	NOK 77.86	6.66 7.04 +		
		6-7	NOK 86.05	7.36 7.78 +		
		7-8	NOK 89.73	7.68 8.11 +		
		8-9	NOK 89.93	7.69 8.13 +		
		> 9	NOK 89.93	7.69 8.13 +		
	Fresh fillet Smoked fillet Frozen		12.50	13.16 -	Spain wholesale	
			23.00	24.21 -		
			8.50	8.95 +		
Fillets, skin-on	700-1000 g/pc	11.60	12.21 =	CIF		
	1000-1400	11.85	12.47 =			
	1400-1800	12.15	12.79 =			
	1800-2400	12.50	13.16 =			
IQF, gutted, wild fillets, block frozen	6-11 kg/pc	6.45	6.79	FOB	Iceland	
		9.00	9.47	United States of America CIF	Poland	
guttled, head-on	4-5 kg/pc	8.75	9.21	Tunisia CFR	Norway	
	Fresh - Whole - Superior	1-2 kg/pc	3.92	4.13 -	Italy CPT	
		2-3	4.96	5.22 +		
		3-4	5.91	6.22 +		
		4-5	6.32	6.65 +		
		5-6	6.69	7.04 +		
		6-7	7.37	7.75 +		
		7-8	7.96	8.37 +		
		8-9	8.18	8.61 +		
		9-10	7.82	8.23 =		
		IQF portion, 10% glazing	100-150 g/pc	15.30		



Fish Species Trade Name	Product Form	Grading	Price per kg		Reference & Area	Origin
			EUR	USD		
SALMON (cont.)						
November 2024						
Chum salmon/Saumon chien/ Keta <i>Oncorhynchus keta</i>	H&G IQF	4-6 lb/pc > 6	4.65 4.60	4.89 = 4.84 =	Spain CIF	Canada
Pink salmon/Saumon rose Salmón rosado <i>Oncorhynchus gorbuscha</i>	Blockfrozen	600-800 g/pc	2.36	2.50	Russian Federation FOB	Europe
TROUT						
November 2024						
Rainbow trout/ Truite arc-en-ciel/ Trucha arco iris <i>Oncorhynchus mykiss</i>	Fresh - whole Fillet Fillet, smoked Whole, gutted, bulk		8.00 11.20 21.00 13.83	8.42 + 11.79 = 22.11 = 14.56 -	France wholesale Retail	France
	Fresh - whole Fresh - filets		5.00 5.90	5.26 = 6.21 =	Spain wholesale	Spain
	Gutted, 10% glazing Fillet, 20% glazing	200-300 g/pc 300-350 80-120	5.50 5.80 6.65	5.79 = 6.11 = 7.00 =	CIF	Türkiye
	Fresh - whole Fresh, Fillets - skin-on Fresh, Fillets - skinless H&G		6.00 10.86 11.50 4.67	6.32 = 11.43 = 12.11 4.92	Italy CPT	Italy
	Fresh, whole gutted	300-500 g/pc 600-800 g/pc 500	12.50 10.50	14.88 12.50 15.82 13.29	United Kingdom retail	Scotland
FRESHWATER FISH						
November 2024						
Arctic char/Omble-chevalier/ Trucha alpina <i>Salvelinus alpinus</i>	Fresh - whole		12.30	12.95 =	France wholesale	Europe
Nile perch/Perche du Nil/Perca del Nilo <i>Lates niloticus</i>	Fresh, whole Fresh - filets Fresh - steaks	2000-4000 nilo	4.63 6.25 6.36 15.99 8.40	4.87 = 6.58 + 6.69 + 16.83 = 8.84 +	Italy FCA retail wholesale	Tanzania
	Fresh - filets Fillet Fillet, skinless	300-500 g/pc 500-1000	9.90 6.00 7.55 7.50	10.42 + 6.32 + 7.95 + 7.89	Spain wholesale CIF	
Pike perch/Sandre/ Lucioperca <i>Sander lucioperca</i>	Fillet - skinless, PBI, IWP Fresh - whole Fillet	500-1000 g/pc Average size	6.08 8.00 12.00	6.45 8.42 - 12.63 =	CFR France wholesale	Europe
Nile Tilapia/Tilapia du Nil/Tilapia del Nilo <i>Oreochromis niloticus</i>	Fillet - skinless, 20% glazing Gutted, scale-less, 20% glazing	70-140 g/pc 140-200 200-300 g/pc 300-500 500-800 > 800	4.30 4.70 2.40 3.10 3.40 3.45	4.53 - 4.95 + 2.53 3.26 + 3.58 = 3.63 =	Spain CFR	China
	Fillet	3-5 oz/pc	5.10	5.37	United States of America CIF	Viet Nam
Pangasius <i>Pangasius hypophthalmus</i>	Fillet, thawed Fillet Fresh, fillet Fillet Fillet, 20% glazing Fillet, interleaved, 0% glazing		4.74 10.40 6.00 3.50 2.95 3.00 4.05	4.99 + 10.95 + 6.32 + 3.68 3.11 3.16 4.26	Italy wholesale retail Spain wholesale CIF	
NON-TRADITIONAL SPECIES						
November 2024						
Sturgeon/Esturgeon/ Esturione <i>Acipenseridae</i> <i>A.baeri</i>	Frozen - Whole Gutted Fillet Fillet	1.5-2 kg/pc 5-7 kg/pc 200-300 g/pc 800-1000	7.50 10.50 16.00 16.00	7.89 11.05 16.84 16.84	France CIF	France
	Caviar (Aquitaine) metal boxes		1.400	1.474		
European eel/Anguille d'Europe/ Anguilla europea <i>Anguilla anguilla</i>	Smoked Fresh	Medium	49.00 20.00	51.58 = 21.05 =	wholesale Italy CPT	Europe
Common dentex/ Denté commun Denton <i>Dentex dentex</i>	Fresh - whole	225-300 g/pc 275-350 350-500 500-800 1-2 kg/pc 2-3 3-5 5-7 7-10	2.08 2.35 2.45 2.65 25.69 29.00 22.00 27.03 23.88	2.19 2.47 2.58 2.79 27.05 30.53 23.16 - 28.46 25.13	Spain FOB Italy CPT	Morocco



Fish Species Trade Name	Product Form	Grading	Price per kg		Reference & Area	Origin	
			EUR	USD			
NON-TRADITIONAL SPECIES (cont.)							
November 2024							
Dusky grouper Mérrou noir/Mero moreno <i>Epinephelus marginatus</i>	Fresh - whole	1-2 kg/pc	19.68	20.71 +	Italy CPT	Senegal	
		2-4	18.43	19.40 +			
		4-7	16.89	17.78 +			
		7-10	15.77	16.60 +			
		10-20	14.09	14.83			
H&G	5-8 kg/pc	5.75	6.10	France/Spain CIF	Yemen		
	8-12	5.75	6.10				
	> 12	5.75	6.10				
White grouper/ Merou blanc/Cherna de ley <i>Epinephelus aeneus</i>	Gutted	1-2 kg/pc	14.57	15.34 +	Italy CPT	Senegal	
		2-4	13.80	14.53 +			
		4-7	13.98	14.72 +			
		7-10	13.69	14.42 +			
		> 10	12.15	12.79 +			
		small	4.58	4.85 =			CIF
medium	4.58	4.85 =					
big	4.58	4.85 =					
Small-scale grouper Mérrou petites écailles Mero escamoso <i>Epinephelus polylepis</i>		1-3 kg/pc	4.81	5.10			
		3-5	4.67	4.95			
		5-8	4.81	5.10			
		8-12	4.81	5.10			
		2-3 kg/pc	4.58	4.85			France/Greece CIF
3-5	4.58	4.85					
5-8	4.58	4.85					
Spangled emperor/ Empereur moris/ Emperador relámpago <i>Lethrinus nebulosus</i>	H&G	3-5 kg/pc	4.72	5.00	Italy/Greece CIF		
	Gutted, scales off	3-5 kg/pc	3.11	3.30 =			
		1-2	2.55	2.70 =			
		2-3	3.37	2.70 =			
	Headless, gutted	2-3	4.72	5.00			France CIF
		3-5	4.72	5.00			
		5-10	4.81	5.10			
Whole	1-2	2.78	2.95				
	2-3	2.78	2.95				
Mahi mahi/Dorado/ Dorado <i>Coryphaena hippurus</i>	Gutted, skinless		2.78	2.95	Europe CIF	Mozambique	
		Fresh, gutted	7.86	8.27 +	Italy CPT	Imported	
		Fresh, filets	11.00	11.58			
		Fresh, filets	2.65	2.79	Spain FOB	Spain	
Red pandora Pageot à tache rouge/ Breca chata <i>Pagellus bellottii</i>	Whole, blockfrozen	< 250 g/pc	1.59	1.67			
		200-350	2.38	2.51			
		300-500 g/pc	1.98	2.10 -			Italy/Greece CFR
	Whole	500-1000	2.08	2.20			
		500-1500 g/pc	2.12	2.25	France CFR		
> 1500	2.12	2.25					
Common pandora/Pageot commun/ Breca <i>Pagellus erythrinus</i>	Fresh, whole		5.85	6.16	Spain FOB	Morocco	
		300-500 g/pc	9.17	9.66 -	Italy CPT		
		500-1000	12.89	13.57			
		1000-2000	12.89	13.57			
Blue shark/ Peau bleue/Tiburón azul <i>Prionace glauca</i>	H&G, skin-on	< 4 kg/pc	3.35	3.53 +	Spain FOB	Spain	
		4-7	2.75	2.89 +			
		7-12	2.19	2.31 +			
		12-20	1.83	1.93 +			
		> 20	1.69	1.78 +			
		< 10 kg/pc	4.85	5.11 +			
Mako shark/Taupe bleue Marrajo dientuso <i>Isurus oxyrinchus</i>		10-30	6.50	6.84 -			
		30-50	6.85	7.21 =			
		50-100	6.45	6.79 +			
		> 100	4.60	4.84 +			
		< 80 kg/pc	4.75	5.00 =			
Black marlin/Makaire noir/ Marlin negro <i>Makaira nigricans</i>	H&G, skin-on	> 80	4.85	5.11 =			
		< 80 kg/pc	4.75	5.00 =			
Blue marlin/Makaire bleu/ Marlin azul <i>Makaira indica</i>	H&G, skin-on	> 80	4.85	5.11 =			
		< 80 kg/pc	4.75	5.00 =			
Thornback ray/ Raie bouclée Raya de clavos <i>Raja clavata</i>	Fresh, wings	300-500 g/pc	6.35	6.68 +	Italy CPT	Imported	
		400-600	6.52	6.86			
		500-800	8.58	9.03			
	Wings, skin-less, 20% glazing	150-300 g/pc	5.75	6.05 =	Spain CIF	Netherlands (Kingdom of)	
300-600		5.95	6.26 =				
> 600		6.10	6.42 =				
Crimson jobfish/ Colas fil/Panchito hebra <i>Pristipomoides filamentosus</i>	Whole, gutted	2-3 pc/kg	3.02	3.20 -	France/ Italy CIF	Yemen	
		3-5	3.21	3.40 -			
		5-10	3.44	3.65			



Fish Species Trade Name	Product Form	Grading	Price per kg		Reference & Area	Origin	
			EUR	USD			
SEABASS/SEABREAM/ MEAGRE						November 2024	
Seabass/Bar, Loup/Lubina <i>Dicentrarchus labrax</i>	Fresh - whole farmed	200-300 g/pc	4.60	4.84 =	Greece FOB	Greece	
		300-450	5.00	5.26 +			
		450-600	5.50	5.79 +			
		600-800	7.00	7.37 =			
		800-1000	9.10	9.58 =			
		> 1000	11.00	11.58 =			
		200-300 g/pc	4.90	5.16 =			Italy CIF
		300-450	5.30	5.58 +			
		450-600	5.80	6.11 +			
		600-800	7.30	7.68 =			
	800-1000	9.40	9.89 =				
	> 1000	11.30	11.89 =				
	200-300 g/pc	4.97	5.23 =	France CIF			
	300-450	5.37	5.65 +				
	450-600	5.87	6.18 +				
	600-800	7.37	7.76 =				
	800-1000	9.47	9.97 =				
	> 1000	11.37	11.97 =				
	200-300 g/pc	4.96	5.22 =	Spain CIF			
	300-450	5.36	5.64 +				
450-600	5.86	6.17 +					
600-800	7.36	7.75 =					
800-1000	9.46	9.96 =					
> 1000	11.36	11.96 =					
200-300 g/pc	5.00	5.26 =	Germany CIF				
300-450	5.40	5.68 +					
450-600	5.90	6.21 +					
600-800	7.40	7.79 =					
800-1000	9.50	10.00 =					
> 1000	11.40	12.00 =					
200-300 g/pc	4.97	5.23 =	Portugal CIF				
300-450	5.37	5.65 +					
450-600	5.87	6.18 +					
600-800	7.37	7.76 =					
800-1000	9.47	9.97 =					
> 1000	11.37	11.97 =					
Fresh - whole farmed	200-300 g/pc	5.24	5.52 =	UK CIF			
	300-450	5.64	5.94 +				
	450-600	6.14	6.46 +				
	600-800	7.64	8.04 =				
	800-1000	9.74	10.25 =				
	> 1000	11.64	12.25 =				
H&G, gutted, without scales, 20% glazing	200-300 g/pc	5.70	6.00 +	Spain CIF	Türkiye		
	300-400	5.80	6.11 +				
	400-600	5.90	6.21 +				
	800-1000	12.30	12.95 =				
Fillets, skin-on, 20% glazing	80-120 g/pc	8.20	8.63 -				
	120-160	9.05	9.53 -				
	> 160	9.45	9.95 -				
Fresh - whole - wild, from trawling	800-1000 g/pc	15.50	16.85 -	France wholesale	France		
	1000-2000	16.50	17.93 -				
	2000-3000	17.50	19.02 -				
Fresh - whole - wild, from line fishing	1000-2000 g/pc	21.00	22.83 +				
	2000-3000	25.00	27.17 -				
	> 3000	35.00	38.04 -				
Fresh - whole - farmed	400-600 g/pc	11.20	12.17 =				
	600-800	12.00	13.04 =				
	800-1000	13.00	14.13 =				
	300-400 g/pc	4.45	4.68 ^	Italy CPT	Greece		
	400-600	4.94	5.21 ^				
	600-800	6.04	6.36 ^				
	Large	12.10	12.74 =				
	Medium	10.10	10.63 =		Italy (Orbetello)		
	Small	7.80	8.21				
Fresh, wild	500-1000 g/pc	12.50	13.16 -		Morocco		
	1000-2000	13.26	13.96 -				
	2000-3000	14.87	15.65				
Fresh, wild, line caught	500-1000 g/pc	14.55	15.32				
	1000-2000	14.87	15.65				
	2000-3000	21.13	22.24				
Fresh, wild		31.00	32.63	wholesale	Europe		
Fresh, farmed		6.00	6.32 -				



Fish Species Trade Name	Product Form	Grading	Price per kg		Reference & Area	Origin	
			EUR	USD			
SEABASS/SEABREAM/ MEAGRE (cont.)						November 2024	
Seabass/Bar, Loup/Lubina <i>Dicentrarchus labrax</i>	Fresh, farmed	200-300 g/pc	3.22	3.39 +	Italy CIF	Greece	
		300-450	5.28	5.56 -			
		450-600	5.94	6.25 +			
		600-800	7.06	7.43 +			
		800-1000	9.73	10.24 -			
	Fresh, filets	70-100 g/pc	10.02	10.55 +	CPT		
		100-140	10.55	11.11 +			
		140-180	10.90	11.47 -			
		200-300 g/pc	5.20	5.47 =			Greece FOB
		300-450	5.80	6.11 =			
450-600	5.90	6.21 =					
600-800	7.00	7.37 +					
800-1000	8.50	8.95 =					
Gilthead seabream/ Dorade royale/Dorada <i>Sparus aurata</i>	farmed	> 1000	10.00	10.53 =	Italy CIF		
		200-300 g/pc	5.50	5.67 =			
		300-450	6.10	6.31 =			
		450-600	6.20	6.53 =			
		600-800	7.30	7.68 +			
	farmed	800-1000	8.80	9.26 =	France CIF		
		> 1000	10.30	10.84 =			
		200-300 g/pc	5.57	5.86 =			
		300-450	6.17	6.49 =			
		450-600	6.27	6.60 =			
	farmed	600-800	7.37	7.76 +	Spain CIF		
		800-1000	8.87	9.34 =			
		> 1000	10.37	10.92 =			
		200-300 g/pc	5.56	5.85 =			
		300-450	6.16	6.48 =			
	Fresh - whole farmed	farmed	450-600	6.26	6.59 =	Germany CIF	
			600-800	7.36	7.75 +		
			800-1000	8.86	9.33 =		
			> 1000	10.36	10.91 =		
			200-300 g/pc	5.57	5.86 =		
farmed		300-450	6.17	6.49 =	Portugal CIF		
		450-600	6.27	6.60 =			
		600-800	7.37	7.76 +			
		800-1000	8.87	9.34 =			
		> 1000	10.37	10.92 =			
Fresh - wild	farmed	200-300 g/pc	5.84	6.15 =	UK CIF		
		300-450	6.44	6.78 =			
		450-600	6.54	6.88 =			
		600-800	7.64	8.04 +			
		800-1000	9.14	9.62 =			
	wild	> 1000	10.64	11.20 =	Spain CIF		
		500-1000 g/pc	24.40	25.68			
		1000-2000	19.80	20.84			
		3000-4000	16.40	17.26			
		80-120 g/pc	10.20	10.74 +		France	
120-160	10.30	10.84 +					
Fillets, skin-on, 20% glazing	wild	200-300 g/pc	23.00	27.71 -	wholesale	Türkiye	
			6.50	7.83 +			
Fresh, farmed	wild	500-800 g/pc	13.50	14.21 -	France wholesale	Europe	
			800-1000	13.50			14.21 -
Fresh, wild	farmed	500-800 g/pc	15.00	15.79 -	France wholesale	France	
			800-1000	13.50			14.21 -
			> 1000	15.00			15.79 -
			300-400 g/pc	9.30			9.79 =
Fresh - farmed	farmed	400-600	11.80	12.42 =	France wholesale	EU	
			600-800	11.80			12.42 =
			800-1000	11.80			12.42 =
			800-1000	12.80			13.47 =



Fish Species Trade Name	Product Form	Grading	Price per kg		Reference & Area	Origin
			EUR	USD		
SEABASS/SEABREAM/ MEAGRE (cont.)						November 2024
Gilthead seabream/ Dorade royale/Dorada <i>Sparus aurata</i>	Fresh, farmed	300-400 g/pc	6.01	6.33 =	Italy CIF CPT	Greece
		200-300 g/pc	5.28	5.56 +		
		300-400	5.41	5.70 +		
		400-600	5.56	5.85 +		
		600-800	5.97	6.29 -		
		800-1000	5.83	6.14 -		
	Fresh, fillets	70-100 g/pc	14.55	15.32 +		
		100-140	12.00	12.63 +		
		140-180	11.78	12.40 +		
	Fresh - wild	800-1000	15.15	15.95 -		Morocco
		1000-2000	13.17	13.86 -		
		2000-3000	14.99	15.78 -		
		> 3000	18.22	19.18 -		
Fresh - farmed	Large	11.40	12.00 =	Italy (Orbetello)		
	Medium	10.20	10.74 =			
	Small	7.80	8.21			
White seabream/Sar/Sargo <i>Diplodus sargus</i>	Fresh	300-500 g/pc	8.17	8.60 +	Senegal	
		500-1000	8.12	8.55 +		
		1000-2000	10.24	10.78 +		
		1000-2000	12.92	13.60 +		
Meagre/Maigre commun/Corvina <i>Argyrosomus regius</i>	Fresh - Whole farmed	800-1000 g/pc	6.94	7.31 -	Greece	
		1000-2000	6.59	6.94 -		
		> 2000	7.61	8.01 -		
	Fresh- whole, wild	0.5-1 kg/pc	11.87	12.49 -	Mediterraneo	
		1-2	10.48	11.03 -		
		2-4	14.29	15.04 -		
		3-5	14.15	14.89 -		
		5-10	14.17	14.92 -		
		10-15	12.85	13.53 -		
		15-20	14.09	14.83 -		
		20-30	14.25	15.00 +		
Fresh, cultured		10.50	11.05 +	Spain wholesale		
		8.40	8.84 +			
	> 1000 g/pc	13.50	14.21 =	France wholesale	France	



The European Fish Price Report is a monthly GLOBEFISH publication. This issue was prepared by Helga Josupeit, Rodrigo Misa, and Firoza Buranudeen.

PRICE REFERENCE (INCOTERMS 2010)

CFR	Cost and Freight
CIF	Cost, Insurance and Freight
CIP	Carriage and Insurance Paid To
CPT	Carriage Paid To
DAT	Delivered at Terminal
DAP	Delivered at Place
DDP	Delivered Duty Paid
EXW	Ex Works
FCA	Free Carrier
FAS	Free Alongside Ship
FOB	Free on Board

PRODUCT FORM

C&P	Cooked and Peeled
FAS	Frozen at Sea
H&G	Headed and Gutted
HOG	Head on Gutted (salmon)
IQF	Individually Quick Frozen
IWP	Individually Wrapped Pack
PBI	Pinbone In
PBO	Pinbone Off
PD	Peeled and Deveined
PTO	Peeled Tail On
PUD	Peeled, Undeveined

CURRENCY RATES

		US\$	EUR
Canada	CAD	1.41	1.49
Norway	NOK	11.06	11.69
USA	USD		1.06
EU	EUR	0.95	
Denmark	DKK	7.06	7.46
Russia	RUR	100.25	105.95
Poland	PLN	4.09	4.32
UK	GBP	0.79	0.84

Exchange Rates 18.11.2024

Acronyms

FAD	Fish aggregating device
SFPAs	Sustainable Fisheries Partnership Agreements
NSC	Norwegian Seafood Council
ICCAT	International Commission for the Conservation of Atlantic Tunas
IATTC	Inter American Tropical Tuna Commission

SYMBOLS

- + Price increased in original currency since last report
- Price decreased in original currency since last report
- = Updated but unchanged price
- ^ New insertion
- Not updated since last issue

**GLOBEFISH Market Reports are available from the GLOBEFISH web site:
www.fao.org/in-action/globefish**



Food and Agriculture
Organization of the
United Nations

EUROPEAN PRICE REPORT

GLOBEFISH

Trade and Market Team (NFIMT)
Fisheries and Aquaculture Division
Food and Agriculture Organization of the United Nations
Viale delle Terme di Caracalla
00153 Rome, Italy

globefish@fao.org

www.globefish.org



#FAOfish



GLOBEFISH