



Food and Agriculture
Organization of the
United Nations

EUROPEAN PRICE REPORT



October 2024
10/2024

Latest trends

The prices of seafood in the European market are moving up for many species due to a combination of factors. On the one hand, importers are buying in view of the Christmas and year-end holidays; on the other hand, species such as groundfish and cephalopods are in limited supply at the moment, with little prospect for improvement in the next six months or so. Among the key points to note in this issue of the European Price Report is that while prices rose for 22 percent of the products and declined for 19 percent, they were stable for other products, especially cultured fish such as seabass and seabream.

GROUND FISH

The fish processing and trading industry in the European Union is faced with several challenges, such as increasing competitive pressures in international markets; growing difficulty in securing suitable labour; standards and regulations that vary widely among third countries; and new trade and cooperation agreements that present additional complexities.

In addition, the market supply of groundfish, especially cod, is declining due to quota restrictions, making it more difficult for the fish processing industry in Europe to access stocks. The bans in Europe and the United States of America on imports of fishery products from the Russian Federation have also created a vacuum, particularly as new legal constraints aim to prevent Russian groundfish channelled through China from entering these developed markets. However, one positive sign has been the increase in the cod quota in Canada, after years of closure.

Index for prices

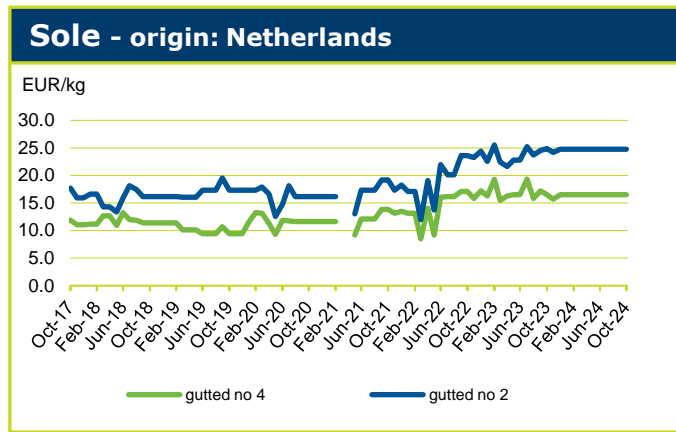
Groundfish	10
Flatfish	12
Tuna	14
Small Pelagics	15
Cephalopods	16
Crustaceans	18
Bivalves	20
Salmon	21
Trout	22
Freshwater fish	22
Non-Traditional Species	22
Seabass-Seabream-Meagre	24

The European Fish Price Report, based on information supplied by industry correspondents, aims to provide guidance on broad price trends. Price information is indicative and should be used only for forecasting medium- and long-term trends. FAO is not responsible for any errors or omissions.

GROUND FISH (cont.)

The Pacific hake autumn season in the United States ended one month earlier than expected due to bad catches. A shortfall in fillets/mince and surimi blocks in the market is expected, leading to higher prices for the species.

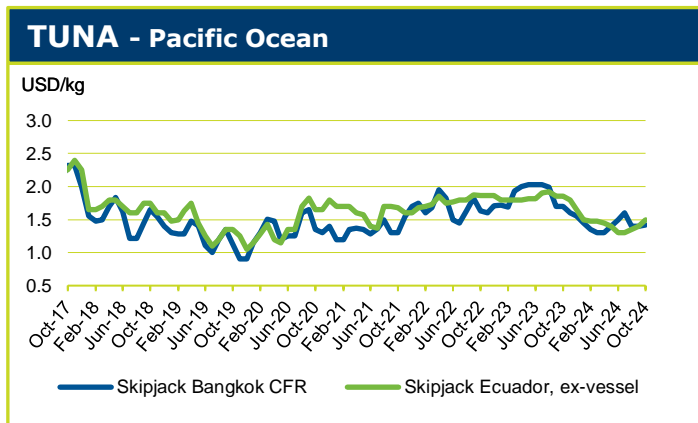
Consumption of wet-salted cod fillets from frozen raw material (*Gadus macrocephalus*) and wet-salted cod fillets (*Gadus morhua*) from fresh raw material of Faroese and Icelandic origin is lacklustre because of the persistence of high temperatures in southern Europe. Their consumption is very much linked to ancient cultural traditions, including the fact that, being hot dishes, they are eaten when the weather is cold. As southern Europe is expected to experience lower temperatures in the next few days, the whole sector is hoping for a boost in demand, as in previous years.



TUNA - BILLFISHES

Fishing in the Western and Central Pacific continues to be at the moderate-to-poor level. This, together with the diversion of several carriers to other markets, has resulted in a reduction in carrier activities in Thailand. As such, the skipjack price has rebounded sharply.

Catching in the Indian Ocean remains poor, especially for skipjack. Some vessels have moved further away from their traditional fishing area to look for better catches. Local canneries remain short of raw materials. However, both skipjack and yellowfin prices have decreased.

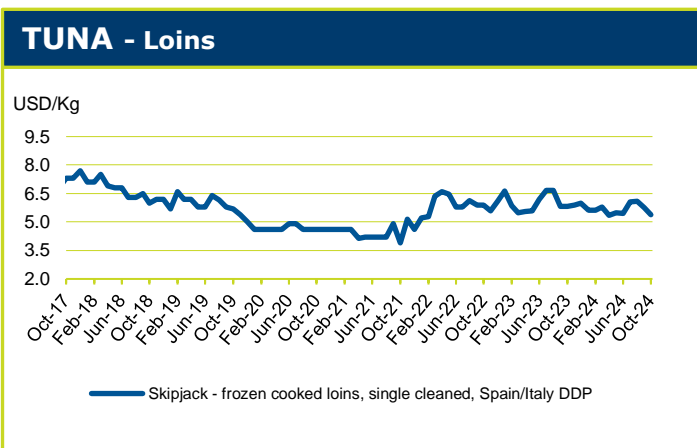
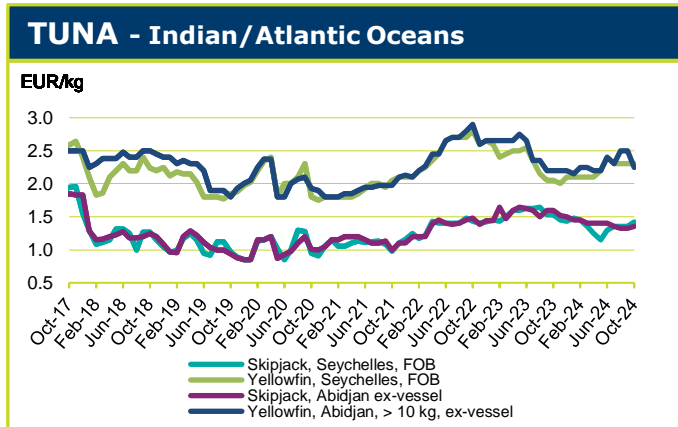


TUNA – BILLFISHES (cont.)

Fishing in the Atlantic Ocean has improved to the moderate level, especially for yellowfin. The skipjack price remains stable while the yellowfin price has fallen sharply due to the improved catches.

The first 72-day Inter-American Tropical Tuna Commission (IATTC) 'veda' (ban) in the Eastern Pacific Ocean ended on 8 October. Vessels are reporting good fishing, mainly for skipjack. However, with the reduced landings last month, demand for raw material remains high. The skipjack price continues to increase while yellowfin price is stable.

In the European market, both skipjack and yellowfin prices have fallen due to slower demand. The price for cooked, single-cleaned skipjack loins has also decreased, reflecting the lower cost of the raw material.



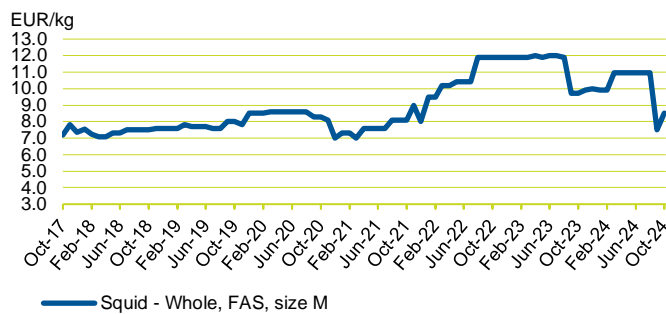
CEPHALOPODS

In 2024, the global squid supply saw a slight increase; production is forecasted to rise to 3.2 million tonnes, representing a three percent increase compared to previous years. This growth can be attributed to the rising demand for squid as a versatile and popular seafood choice.

CEPHALOPODS (cont.)

The South African squid fishery closes for five weeks from 19 October and catches have been very disappointing. However, these poor catches have not resulted in a firmer market. When the season re-opens there is little time (if any) to get product to Europe for the usual Christmas/New Year market and one would have expected better prices now. The market is asking for small squid (cheap); clearly, the demand for the larger sizes has fallen. The gaps between the grades and the fact that the closed season has not positively affected prices, are concerning. The local currency has also firmed up over the past two months, resulting in lower local currency receipts.

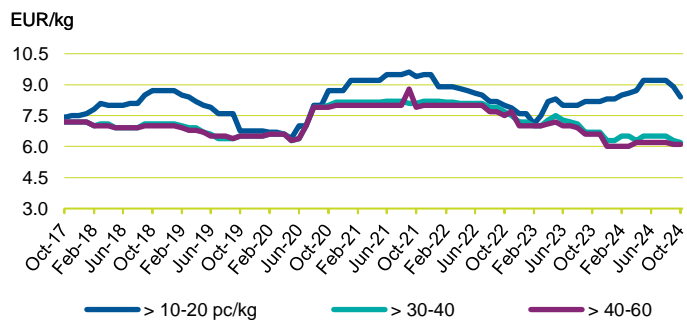
SQUID - in Italy, origin: South Africa



CRUSTACEANS

Shrimp is the main exception to the general upward trend in crustacean prices. Supply of shrimp in the market is very strong, while demand is rather limited and unlikely to improve even during the upcoming holiday season. Meanwhile, strong arrivals from Ecuador are impacting on wild shrimp. As a result, prices of Argentinean shrimp are declining, even though catches are very limited at the moment.

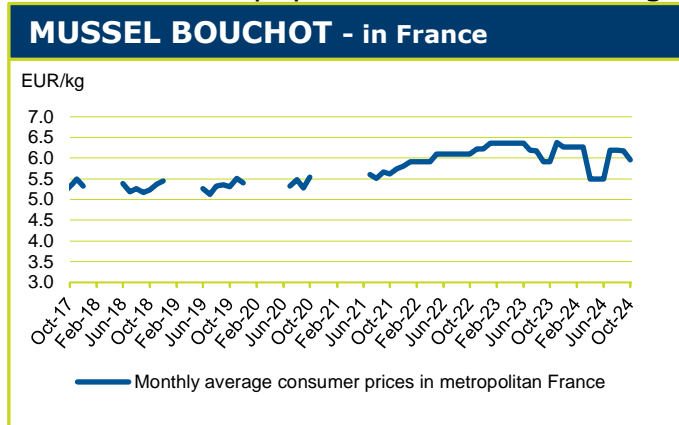
ARGENTINA RED SHRIMP - origin: Argentina



In Indonesia, shrimp raw material supply is down as compared to the same time last year, The decreasing volume is likely to push prices up until the end of November, although US demand has softened.

BIVALVES

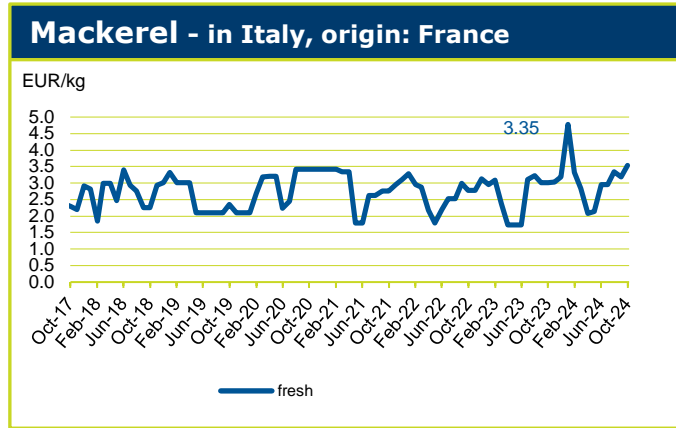
In 2024, French mussel production has seen some positive trends. The market has been growing steadily, driven by increasing consumer demand for sustainable seafood options. Mussels are popular due to their high protein and omega-3 content, and they are used in a variety of ways, from direct consumption to processed foods and even animal feed. The French mussel market has also benefited from a shift towards healthier eating habits and a greater awareness of the nutritional benefits of mussels. Overall, the outlook for the French mussel industry is optimistic, with expectations of continued growth in the coming years.



In contrast, the Italian clam market in 2024 has faced some challenges. The Scardovari Fishermen's Consortium reported a significant impact due to the presence of blue crabs, which have been devouring juvenile clams and mussels. This has led to a drastic reduction in production, with estimates indicating that they will not be able to reach the usual output levels of 5 000 to 5 500 tonnes. Despite these difficulties, the clam market remains vibrant, driven by consumer demand for sustainable seafood options. The industry is working on strategies to mitigate the impact of these challenges and ensure the continued supply of clams.

SMALL PELAGICS

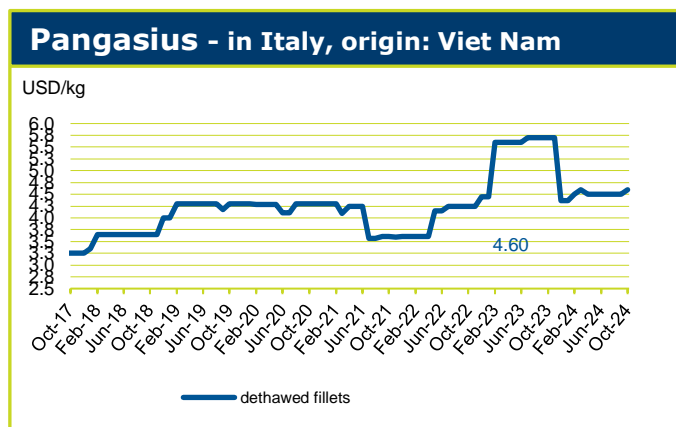
The Portuguese sardine market in 2024 has faced some significant challenges. The industry has been under pressure from climate change, which has warmed the waters and affected sardine populations. Additionally, overfishing has contributed to the decline in sardine stocks. To address these issues, the Directorate-General for Natural Resources, Security and Maritime Services (DGRM) has implemented new regulations, including a reduction in the sardine quota. These measures aim to help rebuild the sardine population and ensure sustainable fishing practices. Despite these challenges, the sardine industry remains an important part of Portugal's economy, providing jobs in fishing, processing, and canning. The industry continues to adapt to these changes and work towards a more sustainable future.



FRESHWATER

The carp market in Germany in 2024 has shown some interesting trends; for example, the retail price for live carp has ranged between EUR 5.99 and EUR 7.92 per kilogram. This price fluctuation is influenced by various factors, including supply and demand dynamics, production costs, and consumer preferences. Overall, the carp market in Germany remains stable, with consistent demand for this popular fish species. Carp is widely consumed during festive seasons, especially around Christmas, which helps sustain the market throughout the year.

The pangasius market in the United Kingdom of Great Britain and Northern Ireland in 2024 has seen significant growth. Despite global inflation, exports of pangasius to the United Kingdom increased by 33 percent in the first half of 2024, compared to the previous year.



FRESHWATER (cont.)

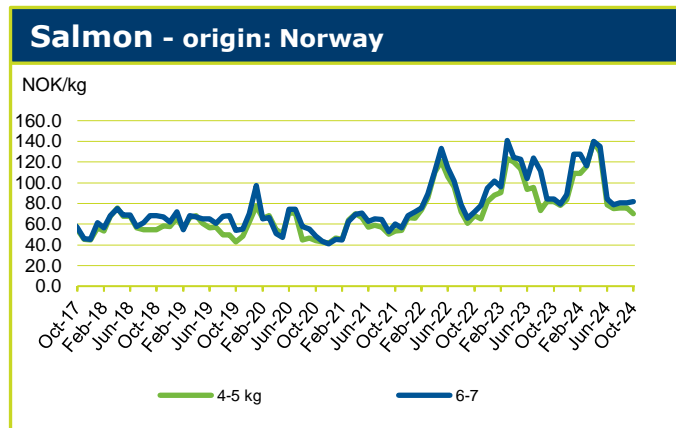
The growing demand for pangasius can be attributed to the high demand for affordable and versatile white fish in the UK market.

Viet Nam remains a key supplier, with exports reaching USD 64 million in 2022 and continuing to rise in 2024. The attractive prices of pangasius, ranging between USD 2.98 and USD 3.98 per kilogram, have also contributed to this increase.

SALMON

2024 has been a challenging year so far for the Norwegian salmon industry due to strong market competition and greater production costs. In addition, higher sea temperatures have led to increased salmon lice populations.

Despite this scenario, the third quarter of the year was a strong period for salmon trade, as the country exported 372 442 tonnes worth NOK 31.8 billion (EUR 2 715 million), which meant a volume growth of eight percent and a value increase of three percent compared to the third quarter last year, according to the Norwegian Seafood Council (NSC) figures. Atlantic salmon contributed 70 percent of the total export value in that period, with Poland, Denmark and the United States as the top three largest markets.



In September alone, Norway exported 141 600 tonnes of salmon worth NOK 11 6 billion (EUR 990 million), up nine percent and six percent, respectively, compared to the same month of 2023.



SALMON (cont.)

Nevertheless, the NSC says that market trends are uncertain. According to their analysis of the global market, the import value in local currency is weakening in several countries and the price of salmon measured in foreign currency has fallen. A lower import price in 2024 has not been compensated by corresponding growth in volume. This applies, for example, to the United States of America, China and Thailand.

TROUT

According to the NSC figures, a historic high record was reached by the end of September 2024 as trout exports exceeded NOK 2 billion in a single quarter. During the July–September 2024 period, Norway exported 25 033 tonnes worth NOK 2 billion (EUR 170 million), meaning an increase of 34 percent in volume and 24 percent in value compared with the third quarter of 2023.

Ukraine, Lithuania and the US market were the largest buyers for Norwegian trout in the period under review.

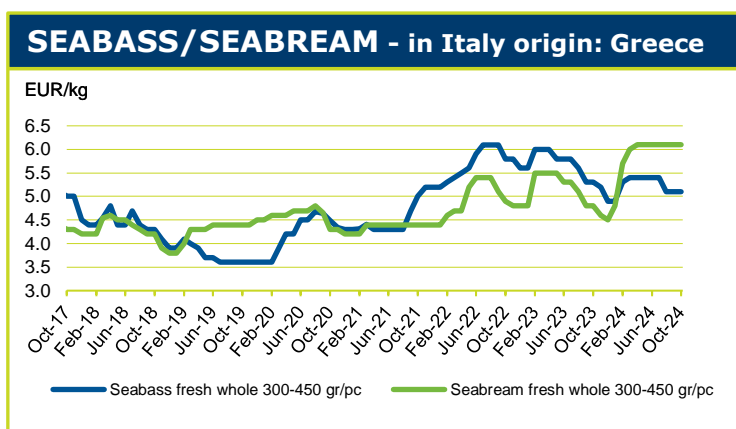
The species was a key driver in boosting the overall Norwegian seafood exported value. It ranked fourth among the top species exported during that period in terms of value, behind salmon, mackerel and cod. The NSC reported that September 2024 was the first month with a higher average price for fresh whole trout than for fresh whole salmon since May 2023. The average price for fresh whole trout was NOK 75.11 per kg (EUR 6.41), while for salmon, it was NOK 74.04 per kg (EUR 6.32).

Specifically, in September 2024, Norway exported 7 600 tonnes of trout worth NOK 625 million (EUR 53 million), up 22 percent in volume and 15 percent in terms of value.

SEABREAM/SEABASS

Turkish seabass exports reached 31 900 tonnes in the first eight month of 2024, which was 1 900 tonnes more than in the same period of 2023. The unit value declined during the same periods from USD 6.17 per kg to USD 6.06 per kg. Italy was the main importing country with 4 500 tonnes in the first eight months of the year, up by 1 000 tonnes from the same period of 2023, showing that Italy is directing its imports of seabass from Greece to Türkiye in recent months. However, Greece is still the main supplier of seabass to the Italian market with 12 500 tonnes, which is 1 000 tonnes less than the quantity imported in previous Jan-Aug period. The United Kingdom of Great Britain and Northern Ireland is a close second major importer of seabass from Türkiye with 4 100 tonnes in the first eight months of 2024.

In October 2024, price of seabass from Greece practically stayed the same, with the exception of the 450-600 g category, which increased from September 2024 by EUR 0.20 per kg. Seabream prices stayed stable for all sizes.





Fish Species Trade Name	Product Form	Grading	Price per kg		Reference & Area	Origin		
			EUR	USD				
GROUND FISH								
October 2024								
Cod/Cabillaud, Morue/ Bacalao <i>Gadus morhua</i>	Fresh - Whole	1-2 kg/pc	9.11	9.90 +	Italy CPT	Denmark		
		2-4	10.11	10.99 +				
	Fresh, fillet	100-200 g/pc	9.50	10.33				
		200-400	11.96	13.00				
		500-1000	10.50	11.41 -				
	Frozen, Fillet, 10 percent glazing	> 1000	8.96	9.74 +				
	20 percent glazing	1000-2000	7.80	8.48				
	Stockfish, soaked		7.60	8.26				
	Fresh, fillet	100-200 g/pc	15.00	16.30 =			wholesale	Norway
		200-400	12.50	13.59 =				
	Stockfish, dry	700 g/pc	26.00	28.26 -	DDP	Iceland		
	wet salted fillets	700-1000 g/pc	13.00	14.13 =				
	IQF, loin portion single frozen	100-150 g/pc	13.00	14.13	CIF			
	Salted cod			16.50	17.93 =	Spain wholesale	Europe	
	Fresh		8.00	8.70 -				
	Frozen		16.60	18.04 +				
	Fresh cultured		4.00	4.35 =				
	Fresh fillets		9.50	10.33 +				
	H&G	700-1000 g/pc	4.17	4.53	FOB			
		1000-2000	4.28	4.65				
Fresh, headed	2-3 kg/pc	9.10	9.89 -	France wholesale	Europe			
	3-4	10.10	10.98 -					
	4-5	10.90	11.85 -					
Fillet	100-200 g/pc	14.50	15.76 -					
	200-300	15.00	16.30 -		France			
Fresh - whole		12.00	13.04	Germany retail	Germany			
Fillet		28.00	30.43					
Fresh		NOK 61.98	5.20 5.63 +	Norway export price	Norway			
Fresh, fillet		NOK 140.30	11.78 12.74 +					
whole		NOK 68.41	5.74 6.21 +					
fillet		NOK 117.46	9.86 10.67 +					
Fillet	1 kg/pc	GBP 43.50	52.41 56.49 +	United Kingdom retail	Iceland			
Portion	160 g/pc	GBP 69.75	84.04 90.58 +					
salted and dried	1000	GBP 44.50	53.61 57.79					
Fillet - wet salted - 1st quality produced from frozen raw material	400-700 g/pc		11.30 12.28 =	Italy CIF	Denmark			
Defrosted, whole			14.50 15.76	CPT				
Fillet -skin-on MSC certified	500-1000 g/pc		4.50 4.89 -	Spain CIF	China			
25 percent glazing	> 1000 g		4.50 4.89 -					
Fillet - wet salted	200-400 g		5.65 6.14 -					
Hake/Merlu/Merluza <i>Merluccius capensis</i>	Minced block		2.15	2.34 +	Namibia FOB for Spanish market	Namibia		
	Fillets	100-110 g/pc	4.95	5.38				
	Fillets, skin-on, interleaved	170-230 g/pc	6.75	7.34 =				
		230-300	6.80	7.39 =	United States of America CIF			
		283-340	6.17	6.71				
		> 340	6.17	6.71	Spain FOB			
	IQF portion, trapeze	90-110 g/pc		9.60 10.43	Italy CIF			
	Merluccius merluccius	Fresh - whole	100-200 g/pc	7.57	8.23 +	CPT	Mediterranean	
			200-300	5.20	5.65			
			300-400	6.22	6.76 +			
			500-700	5.58	6.07 +			
			1000-2000	7.53	8.18			
			2000-4000	5.24	5.70			
		Fillets		10.20	11.09 +	wholesale		
		Fresh - whole	200-400	11.50	12.50 +			
		400-600	12.00	13.04 -				
Fresh - whole		1-2 kg/pc	7.50	8.15 +	France wholesale	France		
	2-3	8.50	9.24 +					
	3-4	9.50	10.33 +					
	4-5	9.50	10.33 +					
Fillets		6.00	6.52 -		Europe			
Fillets	3-4 pc/kg	6.40	6.96 +	Spain wholesale	Spain			
		5.60	6.09 =					
Fresh, from trawling	> 1000 g/pc	6.00	6.52 -					
Fresh, from longlining	> 1000	7.80	8.48 -					
	> 1000	10.50	11.41 =					
IQF, H&G	0.7-1 kg/pc	2.45	2.66	FOB	Europe			
	1-2	2.95	3.21					
	1.5-2.5	2.99	3.25					
H&G, interleaved	60-120 g/pc	1.87	2.03					
	100-200	1.98	2.15		Spain			



Fish Species Trade Name	Product Form	Grading	Price per kg		Reference & Area	Origin
			EUR	USD		
GROUND FISH (cont.)						
October 2024						
<i>Merluccius hubbsi</i>	H&G, interleaved	70-100 g/pc	1.85	2.01 ^	Spain FOB	Argentina
		100-200	1.95	2.12 -		
		200-300	2.10	2.28 ^		
		300-400	2.48	2.70		
		400-600	2.85	3.10 +		
	Fillet	80-120 g/pc	4.65	5.05	Italy CPT	
<i>Merluccius polli</i>	H&G	100-300 g/pc	1.80	2.15	Uruguay/Argentina FOB	Uruguay
	Fillet	2-4 oz/pc	3.80	4.10		
<i>Merluccius gayi</i>	H&G, interleaved	100-200 g/pc	2.08	2.26	Spain FOB	Guinea/ Senegal/Mauritania
		200-300 g/pc	2.27	2.47		
		300-425 g/pc	2.45	2.66		
<i>Merluccius bilinearis</i>	H&G, interleaved	1000-1500	3.15	3.42	Spain FOB	Ecuador
		100-300 g/pc	2.15	2.34		
<i>Merluccius productus</i>	H&G, interleaved	300-500	2.25	2.45	Spain FOB	Europe
		100-200 g/pc	1.75	1.90		
<i>Merluccius productus</i>	Fillet, PBO Minced block Fillet, skin.on, MSC Fillet, skinless, MSC	200-300	1.98	2.15	ex coldstore CIF	USA China
		150-300 g/pc	4.05	4.40 +		
			4.15	4.51 +		
			5.25	5.71		
Haddock/Eglefin/Eglofino <i>Melanogrammus aeglefinus</i>	H&G	< 0.8 kg/pc	NOK 18.75	1.57 1.70	Sweden FCA	Norway
	Whole, Block frozen			3.00 3.26	United States of America CIF	Poland
	H&G	> 0.8 kg/pc		2.28 2.48		Russia
	Fillet, skin on	1 kg/pc	GBP 17.00	20.48 22.08	United Kingdom retail	Iceland
	Fillet, skin on	500 g/pc	GBP 18.50	22.29 24.03		
	Whole, 20 percent glazing	300-500 g/pc		2.65 2.88 -	Spain CIF	Netherlands
		500-700		3.20 3.48 =		
Fillet, skin on, 20 percent glazing	150-300		6.20 6.74 ^			
Ling/Lingue franche/ Maruca <i>Molva molva</i>	Fillet - wet salted Produced from fresh raw material 1st quality	1-1.5 kg/pc		6.50 7.07 +	Italy DDP	
		IQF, fillets, skin-on	0.5-1.2 kg/pc	3.45 3.75	Spain FOB	Spain
Monkfish/Baudroie/ Rape <i>Lophius spp.</i>	Fresh, tail	< 300 g/pc		7.06 7.67	Italy CPT	UK
		200-500		11.87 12.90 +		
		500-1000		13.36 14.52 +		
		1000-2000		13.65 14.84 +		
		> 2000		13.66 14.85 +		
	Fresh, whole	100-300 g/pc		5.12 5.57	Italy CPT	Mediterranean
		300-600		7.65 8.32 ;		
		600-1000		10.10 10.98 +		
		500-1000		6.63 7.21 +		
		1000-2000		7.55 8.21 +		
	Whole	250-500 g/pc		9.25 10.05	Spain FOB	Namibia
		500-1000		9.45 10.27		
	Whole, gutted	250-400 g/pc		4.45 4.84	Spain FOB	Spain
300-600			4.78 5.20			
Tails, skin-on, 20% glazing 10% glazing	250-500 g/pc		7.29 7.92	CIF	Netherlands	
	500-1000		10.25 11.14			
Fresh, whole			16.00 17.39 +	wholesale	Spain	
			14.50 15.76 +			
Whole			4.60 5.00 +		China	
John Dory/ Saint Pierre/ Pez de San Pedro <i>Zeus faber</i>	Fresh - whole	1-2 kg/pc		20.50 22.28 =	France wholesale	France
		2-3		23.00 25.00 =		
	Fresh - gutted	500-1000 g/pc		19.58 21.28	Italy CPT	Italy
		1000-2000		22.65 24.62 -		
		2000-3000		21.73 23.62 -		
		600-800		12.06 13.11		
		800-1000		14.49 15.75		
	Fresh - fillets	1000-2000		18.90 20.54 -	France wholesale	France
		> 2000		19.35 21.03 -		
				10.80 11.74 =		
H&G	< 200 g/pc		1.35 1.47	Spain FOB	Mauritania/ Guinea/Senegal	
	80-250		1.90 2.07			
Fillets	80-120 g/pc		4.45 4.84	Spain FOB	Morocco	
			4.65 5.05			
Fillets, skin-on	100-150 g/pc		4.65 5.05	CIF	China	
	150-200		5.05 5.49			
	> 200		5.35 5.82			



Fish Species Trade Name	Product Form	Grading	Price per kg		Reference & Area	Origin	
			EUR	USD			
GROUND FISH (cont.)							
October 2024							
Golden redfish Sëbastes doré Gallineta dorada <i>Sebastes mentella</i>	Block, H&G, Japanese cut	50-100 g/pc	2.05	2.23	Spain FOB	Russian Federation	
		100-150	2.29	2.49			
		150-200	2.95	3.21			
		200-300	3.28	3.57			
<i>Sebastes marinus</i>	Block, whole	150-180 g/pc	1.28	1.39	CIF	Spain	
		180-250	1.98	2.15			
		200-300	1.50	1.63			
<i>Sebastes norvegicus</i>	Fillets, skin-on, 25% glazing	120-160 g/pc	5.90	6.41	Italy CPT	Norway	
		160-200	5.95	6.47			
		Fresh, whole	3.13	3.40			
Alaska pollack/Lieu de l'Alaska/Colín de Alaska <i>Theragra chalcogramma</i>	Fillets, skinless	200-400 g/pc	3.65	3.97	Spain CIF	China	
		400-600	3.65	3.97			
		120-170 g/pc	2.50	2.72 -			
		170-230	2.70	2.93 -			
	Fresh - whole	230-300	2.50	2.72 +	Germany retail	Germany	
		Fresh - fillet	8.00	12.90			
Dentex commun Dentón <i>Dentex dentex</i>		1-2	25.69	27.93	Spain CIF	China	
		2-3	28.78	31.28			
		3-5	25.97	28.23			
		5-7	27.03	29.39			
		7;10	23.88	25.95			
		225-300 g/pc	2.08	2.26			FOB
275-350	2.40	2.61					
300-425	2.67	2.90					
	2.89	3.14					
Flathead grey mullet/ Mulet à grosse tête/ Pardete <i>Mugil cephalus</i>		600-1000 g/pc	1.28	1.39	ex-vessel	Morocco	
		1000-2000	1.49	1.62			
Bogue/Boga <i>Boops boops</i>	IQF, whole	4-7 pc/kg	1.09	1.18 ^	wholesale	Spain	
		3-6	1.09	1.18			
		Fresh	1.80	1.96 +			
			1.54	1.67 +	Italy CPT		
FLAT FISH							
October 2024							
Turbot/Rodaballo <i>Psetta maxima</i>	whole, farmed	0.4-0.6 kg/pc	9.85	10.71	Spain CIF	Spain	
		0.6-0.8	9.85	10.71			
		0.8-1	9.85	10.71			
		1-1.5	9.85	10.71			
		Fresh - whole	0.3-0.5 kg/pc	12.25			13.32
	wild	0.5-1	13.35	14.51			
	Frozen, gutted, 20% glazing	300-500 g/pc	8.00	8.70			
		400-600	8.30	9.02			
		600-800	10.30	11.20 -			
		800-1000	10.40	11.30 -			
		1000-2000	13.00	14.13 -			
	Fillets, skin-less, 20% glazing	200-400 g/pc	27.95	30.38 +	Italy CPT	Spain/Portugal	
		400-600	29.75	32.34 +			
	Fresh - whole, wild	Culture	400-600 g/pc	12.50	13.59	France wholesale	France
			600-800	11.72	12.74 =		
			800-1000	13.32	14.48 +		
			1000-1500	11.80	12.83 +		
			1500-2000	11.21	12.18 -		
			2000-2500	11.53	12.53 +		
			2500-3000	11.70	12.72 +		
			3000-4000	12.95	14.08 -		
			4000-5000	12.70	13.80 -		
			Fresh - gutted, wild	Big	0.5-1 kg/pc		
1-2	19.31	20.99 -					
2-3	19.89	21.62					
Fresh - fillets	0.15-0.2	19.95			21.68		
Fresh - whole	0.5-1	11.68			12.70		
	1-2	14.50			15.76		
	2-3	19.50			21.20		
	3-4	14.42			15.67		
	4-5	16.47			17.90		
	Medium	22.00			23.91 =		
Fresh - whole, wild	Medium	1-2 kg/pc	19.00	20.65 -	France wholesale	France	
		2-3	22.00	23.91 -			
		3-4	26.00	28.26 =			



Fish Species Trade Name	Product Form	Grading	Price per kg		Reference & Area	Origin	
			EUR	USD			
FLATFISH (cont.)							
October 2024							
Sole/ Lenguado <i>Solea vulgaris</i>	Fresh - whole wild	120-175 g/pc	13.45	14.62	Spain CIF	Netherlands (Kingdom of)	
		175-200	15.10	16.41			
		160-360	10.50	11.41			
	Gutted, 20 percent glaze	110-160 g/pc	12.25	13.32 +			
		160-200	12.45	13.53 +			
		200-250	12.55	13.64 +			
		250-300	12.80	13.91 +			
		300-350	15.60	16.96 +			
		350-400	17.95	19.51 +			
	Fresh			16.50	17.93	wholesale	Spain
		Frozen		13.80	15.00 +		
	Fillets			25.00	27.17 =		
				29.00	31.52 =	Germany retail	Germany
	Fresh - whole	Fresh - gutted	5	14.19	15.42	Italy CPT	Netherlands (Kingdom of)
			4	15.83	17.21		
			3	20.47	22.25		
			2	24.46	26.59		
1			17.78	19.33			
Fresh - whole		5	9.52	10.35 -		Italy	
		4	14.91	16.21 -			
		3	17.34	18.85 -			
		2	23.68	25.74			
		1	20.56	22.35			
	100-200 g/pc	9.00	9.78 -	wholesale	North Sea		
	200-300	21.00	22.83 +				
Fresh - whole, wild	1	37.00	40.22 +	France wholesale	France		
	2	27.00	29.35 -				
	3	23.00	25.00 -				
	4	22.00	23.91 +				
Sand sole/sole-pole Lenguado de arena <i>Solea lascaris</i>	Fresh - whole	150-300 g/pc	14.15	15.38 +	Italy CPT	West Africa	
		300-600	14.14	15.37 +			
Senegalese sole/sole du Sénégal Lenguado senegalés <i>Solea senegalensis</i>	Fresh - whole, farmed	300-400 g/pc	21.50	23.37 =		Spain	
		400-500	21.51	23.38 =			
		500-600	21.51	23.38 -			
		600-700	21.50	23.37 =			
		800-1000	21.50	23.37 +			
Frozen on board, IWP whole, frozen on land	400-500 g/pc	8.25	8.97	Spain CIF FOB	Guinea		
		1.45	1.58				
Brill/Barbue/ Remol <i>Scophthalmus rhombus</i>	whole, 30% glazing	0.2-0.3 kg/pc	5.40	5.87 -	CIF	Netherlands (Kingdom of)	
		0.3-0.5	6.80	7.39			
		0.5-0.8	7.60	8.26 -			
European plaice/ Plie d'Europe/ Solla europea <i>Pleuronectes platessa</i>	Fresh - whole	300-400 g/pc	5.00	5.43			
		> 600	5.20	5.65			
	Fillet, white skin on, 30% glazing	60-120	5.35	5.82			
			5.70	6.20			
	Fresh - fillet	60-80 g/pc	6.92	7.52 -			Italy CPT wholesale
Fresh - whole skinless			8.00	12.90	Germany retail	Germany	
			16.00	17.39			
	IQF, whiteskin, 25 percent glazing	N. 2	9.80	10.65			
IQF, skinless, 25 percent glazing	N. 2	10.45	11.36	Netherlands FOB (for Italian market)			
European Flounder/ Flet d'Europe/ Platija europea <i>Platichthys flesus</i> <i>Scophthalmus rhombus</i>	Fresh - whole	400-600 g/pc	17.95	19.51	Italy CPT		
		1000-2000	19.68	21.39			
	Fresh - gutted	600-1000 g/pc	11.57	12.58 +			
		1000-2000	14.20	15.43 -			
Fresh - whole skinless	2000-3000	18.40	20.00	Germany retail	Germany		
			7.00			7.61	
			15.00	16.30			



Fish Species Trade Name	Product Form	Grading	Price per kg		Reference & Area	Origin
			EUR	USD		
TUNA/BILLFISH						
						October 2024
Tuna/Thon/Atún for canning	Skipjack - whole		1.31	1.42 +	Bangkok CFR FOB	Western/Central Pacific Ocean
			1.30	1.40 +		
			1.39	1.50 +	Ecuador ex-vessel	Eastern Tropical Pacific Ocean
	Yellowfin - whole		2.04	2.20 =		
	Skipjack - whole		1.42	1.54 -	Seychelles FOB	Indian Ocean
	Yellowfin - whole		2.25	2.45 -		
	Skipjack - whole		1.35	1.47 =	Abidjan ex-vessel	Atlantic Ocean
	Yellowfin - whole	> 10 kg	2.25	2.45 -		
	Skipjack - whole	1.8-3.4 kg/pc	1.48	1.61 -	Spain CFR	Various origins
	Yellowfin - whole	> 10 kg	2.50	2.72 -		
Skipjack	> 1.8 kg/pc	1.39	1.50	Tunisia CFR	Seychelles (ex-vessel)	
for direct consumption	Yellowfin - pre-cooked loins	double cleaned	8.15	8.80	Europe CFR	India
		single cleaned	8.15	8.80		
	Skipjack - pre-cooked loins		6.02	6.50		
	Skipjack - cooked & cleaned loins - vacuum packed	double cleaned	4.98	5.38 -		
	Albacore - whole, gutted	< 15 kg/pc	5.80	6.30 -	Spain wholesale FOB	Atlantic
		< 15 H&G	3.95	4.29		
	Yellowfin or Bigeye- H&G	< 25 kg/pc	4.10	4.46 +		
		> 20	4.50	4.89 -		
		25-50	4.65	5.05 -		
		50-100	4.65	5.05 +		
		> 100	4.50	4.89 =		
	Skipjack - cooked loins	single cleaned	4.26	4.60		
	Bigeye - frozen loins		6.57	7.10		
	Bluefin - H&G, skin-on	> 20 kg/pc	5.55	6.03		
		> 100	5.35	5.82		
	Albacore, fresh	4-7 kg/pc	3.78	4.11 =	Italy CPT	Spain
		7-10	5.96	6.48		
		9-12	4.55	4.95		
			6.54	7.11		
	Bluefin, fresh	10-20 kg/pc	10.14	11.03		Italy
20-30		10.33	11.23			
30-50		10.52	11.43			
> 50		10.00	10.87			
Yellowfin, fresh, gutted	20-30 kg/pc	10.72	11.65			
	30-50	10.25	11.14			
	> 50 kg/pc	14.57	15.84			
Bigeye, fresh	10-20 kg/pc	4.50	4.89			
	30-50	4.90	5.33			
Yellowfin Loins whole, bulk frozen	30-40 kg/pc	8.15	8.80	United States of America CIF	Mexico	
	40-50	8.87	9.58			
Atlantic bonito/Bonite à dos rayé/ Bonito del Atlántico <i>Sarda sarda</i>	IQF, frozen at land, whole	2-2.5 kg/pc	2.68	2.91	Spain FOB	Morocco
		2.5-3	2.79	3.03		
		> 3	2.90	3.15		
Swordfish/Espadon/ Pez espada <i>Xiphias gladius</i>	Fresh - whole	< 12 kg/pc	3.00	3.26	wholesale	Atlantic Ocean
		> 25	24.00	26.09		
		average	16.00	17.39		
	whole	< 12 kg/pc	3.50	3.80 =	FOB	
		> 25	20.00	21.74 =		
		average	9.90	10.76 +		
	H&G, skin-on	< 10 kg/pc	3.98	4.33 -		
		10-30	4.45	4.84 =		
		30-50	5.85	6.36 +		
		50-70	5.95	6.47 +		
		70-100	5.95	6.47 +		
		100-175	5.85	6.36 +		
		> 175	5.85	6.36 +		
Fresh - whole		12.00	13.04 +	Italy CPT		
Fresh - slice		9.88	10.74			
Fresh - slice, with bone, yellow		8.74	9.50			
Fresh - whole		12.00	13.04 =	France wholesale		
Frozen- filet, vacuum		9.00	9.78 =		Spain	



Fish Species Trade Name	Product Form	Grading	Price per kg		Reference & Area	Origin		
			EUR	USD				
SMALL PELAGICS						October 2024		
Mackerel/Maquereau/ Caballa <i>Scomber scombrus</i>	Fresh - whole	4-6 pc/kg		3.54	3.85 +	Italy CPT	France	
	Fresh - whole			2.80	3.04 -			
	Fresh - fillet, butterfly cut			4.91	5.34 -			
	Fresh			3.70	4.02 +			
	Fresh	Small		1.00	1.09 =	Spain wholesale	Spain	
			Large	7.00	7.61 +			
			Average	3.80	4.13 +			
		IQF Whole	2-3 pc/kg	2.10	2.28			FOB
			4-6	1.10	1.20			
			8-12	1.09	1.18			
Blockfrozen			300-500 g/pc	2.10	2.28			
IQF, Fillets 10% glaze	150-250	3.50	3.80					
IQF, H&G, 8-10% glaze	250-350 g/pc	1.75	1.90					
Fresh whole	> 600 g/pc	NOK	29.04	2.44	2.64 -	Norway export price	Norway	
		NOK	27.78	2.33	2.52 -			
		NOK	26.23	2.20	2.38 +			
fillets whole	200 g/pc	GBP	18.75	22.59	24.35	United Kingdom retail	UK	
	1 kg/pc	GBP	6.95	8.37	9.03			
<i>Scomber colias</i>	IQF, whole	4-6 pc/kg		1.16	1.26	Spain FOB	Morocco	
		8-10		1.15	1.25			
		16-20		0.85	0.92			
	3-6		1.28	1.39				
	Fillets	100-200 g/pc		3.65	3.97			
	IQF, 2 percent glazing	80-120 g/pc		3.15	3.42			
IQF, wrapped	> 1 kg		1.65	1.79		Namibia		
Horse Mackerel/ Chincard/ Jurel <i>Trachurus spp</i>	Whole	> 24 cm/pc		1.23	1.34	Morocco FOB for European market	Morocco	
	Fresh	Small		0.15	0.16 -	Spain wholesale	Spain	
		Large		5.50	5.98 -			
		Average		1.80	1.96 -			
	IQF	Blockfrozen	100-300 g/pc		0.95	1.03	FOB	Morocco/ Guinea
			200-300		1.50	1.63 +		
			300-600		2.18	2.37		
			500-800		2.39	2.60		
			700-1200		1.55	1.68		
	IQF	2-3 pc/kg	300-450		1.58	1.72		Senegal
			1-3		1.75	1.90	Spain	
			2-4		2.25	2.45		
			2-4		1.55	1.68		
3-5				1.50	1.63 -			
4-6				1.35	1.47 -			
5-9				1.15	1.25			
10-16		1.25	1.36 +					
Whole	2-4 pc/kg	16-20		0.98	1.07	Egypt CIF	Yemen	
		28-35		1.15	1.25			
		4-6		0.91	1.10			
6-8	2-4 pc/kg	4-6		0.91	1.10			
		6-8		0.91	1.10			
				0.91	1.10			
Chub mackerel/Maquereau espano/ Estornino <i>Scomber japonicus</i>	Block frozen	8-14 pc/kg		0.82	0.89	Spain FOB	Morocco	
		> 500 g/pc		1.18	1.43		Peru	
	Fillets, skin-on	50-150 g/pc		2.27	2.75	Netherlands CIF	Ecuador	
	Whole	2-4 pc/kg	4-6		0.79	0.95	Egypt CIF	Yemen
4-6				0.79	0.95			
6-8				0.83	1.00			
Herring/Hareng/Arenque <i>Clupeidae</i>	Fresh - fillets			4.29	4.66	Italy CPT	Denmark	
				3.00	3.26 -		France wholesale	Europe
				6.50	7.07 +			France
				13.00	14.13 +			
	Smoked - fillets			13.00	14.13 +			
		Smoked - fillets, vacuum packed			13.00	14.13 +		
	Fresh whole	fillet		NOK	10.36	0.87	0.94 +	Norway export price
			NOK	18.82	1.58	1.71 +		
			NOK	21.08	1.77	1.91 +		
		70-100 g/pc	PLN	1.69	0.39	0.42	Poland FOB	Baltic



Fish Species Trade Name	Product Form	Grading	Price per kg		Reference & Area	Origin	
			EUR	USD			
SMALL PELAGICS (cont.)						October 2024	
Sardine/Sardine/Sardina <i>Sardina pilchardus</i>	Fresh - whole		2.08	2.26 +	Italy CPT	Morocco	
	Frozen - whole		1.65	1.79 =			
	Fresh - fillet		4.59	4.99 -			
	Block, whole	12-16 cm/pc 13-18	12-16 cm/pc	1.23	1.34	Spain FOB	
				1.20	1.30		
				1.45	1.58 +		
				1.15	1.25		
				1.29	1.40		
				1.55	1.68 +		
	IQF	8-16 pc/kg 8-14	8-16 pc/kg	1.45	1.58 +		
1.15				1.25			
Fillets, butterfly cut	30-50 g/pc	30-50 g/pc	2.29	2.40			
			1.55	1.68 +			
Fresh			2.95	3.21	wholesale		
whole			2.70	2.93 -			
Fillets			GBP 6.89	8.30 8.95	United Kingdom	Portugal	
			GBP 7.95	9.58 10.32			
Fresh - whole			3.00	3.26 =	France - wholesale	France	
Fresh - butterfly cut			9.00	9.78 =			
Anchovy/Anchois/ Boquerón <i>Engraulis encrasicolus</i>	Fresh		3.50	3.80	Italy CPT wholesale	Italy	
	Fresh		3.94	4.28 +			
	Fresh	71-100 pc/kg > 100	5.45 5.25	5.92 + 5.71 +			
	Fresh			3.00	3.26 +	Spain - wholesale	France
				2.80	3.04 +		
				3.30	3.59 -		
	Fresh	30-32 pc/kg 41-45 46-50 50-55 55-60	30-32 pc/kg	1.95	2.12	FOB	Italy
				1.95	2.12 -		
				1.95	2.12 -		
				1.90	2.07 -		
1.95				2.12			
IQF, fillets	40-70 g/pc	40-70 g/pc	4.85	5.27 +		Morocco	
CEPHALOPODS						October 2024	
Squid/Encornet/Calamar <i>Loligo spp.</i>	Whole	S (< 18 cm)	6.50	7.07 =	Italy CIF	South Africa	
		M (18-25)	8.50	9.24 +			
		L (25-30)	10.00	10.87 +			
		XL (>30)	10.00	10.87 +			
	Fresh - whole	100-300 g/pc 300-500 400-600 500-1000	100-300 g/pc	9.87	10.73 -	CPT	Croatia
				8.40	9.13 -		
				14.95	16.25		
				17.13	18.62		
				18.00	19.57 +		
				16.00	17.39 -		
Grade A	< 3 pc/kg 3-6 6-10 10-20	< 3 pc/kg	7.50	8.10	Portugal/Italy CIF	Yemen	
			7.04	7.60			
			5.51	5.95			
			5.51	5.95			
Fresh - whole	Small Medium	Small Medium	10.50	11.41 -	France - wholesale	France	
			11.50	12.50 -			
Frozen	200-300 g/pc	200-300 g/pc	9.90	10.76 -	Spain - wholesale	Spain	
IQF, glazed cut, no wings, tentacles	small medium big very big	small medium big very big	6.70	7.28	Mauritania FOB	Mauritania	
			8.50	9.24			
			8.70	9.46			
			8.70	9.46			
<i>Loligo gahi</i>	Whole	< 10 cm/pc 9-12	2.18	2.35	United States of America CIF	India	
			2.64	2.85			
	Tubes, skin-on Tubes, skinless			2.28	2.48	Spain FOB	Argentina
				3.29	3.58		
				6.70	7.28		
	Whole	15-18 cm/pc 18-22 20-24 22-26	15-18 cm/pc	7.20	7.83		Spain
				3.60	3.91		
				3.98	4.33		
				3.98	4.33		
				3.75	4.08		
M S			4.61	5.01 +	Italy CPT	Argentina	
			4.37	4.75 -			
			3.98	4.33			
Whole	1 2 3 4	1 2 3 4	4.55	4.95 +	Spain wholesale	Falkland/Malvinas Islands	
			4.55	4.95 +			
			4.55	4.95 +			
			4.55	4.95 +			
200-300 g/pc 300-400			3.61	3.90 -	Argentina FOB	Argentina	
			3.33	3.60			
Whole, round	200-300 g/pc 300-400 > 500	200-300 g/pc	3.98	4.30	Uruguay FOB	Uruguay	
			4.44	4.80			
			2.92	3.15			



Fish Species Trade Name	Product Form	Grading	Price per kg		Reference & Area	Origin
			EUR	USD		
CEPHALOPODS (cont.)						
October 2024						
Squid/Encornet/Calamar <i>Illex illecebrosus</i> <i>Loligo duvauceli</i> <i>Todarodes sagittatus</i> <i>Uroteuthis duvauceli</i> <i>Doryteuthis pealeii</i> <i>Doryteuthis opalescens</i> <i>Dosidicus gigas</i>	Blockfrozen	9-16 cm/pc	2.38	2.59	Spain FOB	Spain
		11-14	2.85	3.10		
		165-335 g/pc	2.57	2.79		
		200-350	1.65	1.79		
	Blockfrozen	3-6 pc/kg	8.15	8.86		Yemen
		6-10	6.98	7.59		
		10-20	5.45	5.92		
	Block, frozen on board	> 20 cm/pc	2.15	2.34		Mauritania
		9-14 cm/pc	2.10	2.28		
		12-18	1.95	2.12		
25-30		2.25	2.45			
Whole			7.60	8.26 -	wholesale	India
			8.40	9.13		
			5.80	6.30 +		
Whole	1-2 kg		2.31	2.50	United States of America CIF	Panama
Octopus/Poulpe/Pulpo <i>Octopus vulgaris</i>	Sushi slice 100% net weight	7 g/pc	15.28	16.50 =	Europe CFR	Indonesia
		9	15.74	17.00 =		
		boiled cut	8.52	9.20 -		
		Flower type	1-2 kg/pc	5.56		
	90% net weight	>2	6.94	7.50 =	Italy CPT	Italy
	Fresh	1-2	9.88	10.74 -	Spain	
		1-2	11.26	12.24 -		
		T3	12.60	13.70 -		
		T4	11.03	11.98 +		
		T5	11.01	11.96 +		
		T6	10.31	11.20 +		
		T7	9.13	9.92 +		
	Fresh	250-500 g/pc	14.50	15.76 =	wholesale	Morocco
		T6	14.50	15.76 +		
	Frozen	T3		12.80	13.91	United States of America CIF
				16.65	18.10	
				11.75	12.77	
				9.55	10.38	
				8.25	8.97	
				7.95	8.64	
				7.50	8.15	
	Uncleaned	T1		5.95	6.47	Spain FOB
				9.75	10.60	
				8.77	9.53	
				8.15	8.86	
				7.75	8.42	
Frozen on board	T1		12.25	13.32	CIF	
			10.75	11.68		
			9.75	10.60		
			8.75	9.51		
			7.75	8.42		
Frozen, Galizian style			18.00	19.57	wholesale	Mauritania/Senegal Guinea
		Fresh	6.00	6.52		
		Frozen	6.25	6.79		
Gutted block	300-500 g/pc 500-1000 1000-2000		5.93	6.40	Italy/Portugal Spain CIF	Yemen
			5.93	6.40		
			5.93	6.40		
Flower	300-500 g/pc 500-1000 1000-2000		7.41	8.00		
			7.41	8.00		
			7.41	8.00		
Fresh			10.00	10.87 -	France wholesale	Europe
			13.50	14.67 =		
Fresh - whole	Mixed		6.76	7.35 +	Italy CPT	Croatia
Cleaned, block, 10% glazing	100-300 g/pc 300-600		3.45	3.75	Spain FOB	Spain
			3.50	3.80		
<i>Eledone moschata</i>						
<i>Eledone cirrhosa</i>						



Fish Species Trade Name	Product Form	Grading	Price per kg		Reference & Area	Origin	
			EUR	USD			
CEPHALOPODS (cont.)						October 2024	
Cuttlefish/Seiche/ Sepia <i>Sepia spp.</i>	Frozen at land- whole block Grade A	100-200 g/pc	4.77	5.15 +	Egypt/Thailand CIF Malaysia	Yemen	
		200-300	4.77	5.15 +			
		300-500	4.77	5.15 +			
		500-1000	4.77	5.15 +			
		> 1000	4.86	5.25 +			
	FAS - whole block	100-200 g/pc	4.12	4.45	Portugal/Greece Spain CIF		
		200-300 g/pc	4.78	5.16			
		300-500	4.63	5.00 -			
		> 500	5.15	5.56			
	not cleaned	0.3-0.6 kg/pc	0.6-0.9	5.15	5.60	Spain FOB	Morocco
			0.9-1.2	4.85	5.27		
			small	3.60	3.91		
		medium	3.80	4.13	Mauritania FOB	Mauritania	
		big	4.10	4.46			
	Block frozen, cleaned 10 percent glaze	100-200 g/pc	200-400	5.55	6.03	Spain FOB	Senegal/Morocco
400-600			7.25	7.88			
600-900			8.25	8.97			
	600-900	5.60	6.09				
Frozen			6.50	7.07	wholesale	Morocco	
Fresh			10.00	10.87			
Frozen			18.50	20.11 =	France - wholesale	France	
Fresh			6.50	7.07 =			
Fresh	100-200 g/pc	< 100	9.57	10.40	Italy CPT	Spain	
		100-300	6.24	6.78 -			
		300-500	6.04	6.57 -			
		500-1000	5.83	6.33 -			
		500-1000	6.05	6.58 -			
		Large	9.11	9.90	wholesale	Italy	
		Medium	18.50	20.11 +			
		13.00	14.13 =		Croatia		
CRUSTACEANS						October 2024	
Whiteleg shrimp/ Crevette pattes blanches/Camarón patiblanco <i>Penaeus vannamei</i>	PD, chemical treatment 100% net weight treated with non-phosphate	31-40 pc/lb	8.10	8.75 =	Europe CFR	Indonesia	
		41-50	7.18	7.75 =			
		51-60	6.99	7.55 =			
		61-70	6.81	7.35 =			
		71-90	6.62	7.15 =			
		91-120	6.48	7.00 =			
	tails	21-25 pc/kg	26-30	7.29	7.92 +	Italy CPT	Ecuador
			31-40	6.69	7.28 -		
			41-50	6.58	7.15 -		
			51-60	6.11	6.65 +		
			61-70	5.80	6.30 =		
			61-70	5.58	6.07 +		
	peeled and deveined, 25% glazing	21-25 pc/kg	26-30	9.50	10.33 -		
			31-35	9.40	10.22 +		
			36-40	8.21	8.92 -		
			41-50	8.75	9.51 +		
			51-60	8.50	9.24 +		
			51-60	7.91	8.60		
	Head-on	26-30 pc/kg	GBP 16.95	20.42	22.01	United Kingdom retail	Viet Nam
		20-30 pc/kg	GBP 18.25	21.99	23.70		
Frozen headon, shellon, 25% glaze	16-20 pc/kg	20-30	5.90	6.41	Spain wholesale FOB CIF		
		30-40	6.85	7.45			
		40-50	6.10	6.63			
		50-60	5.55	6.03			
		50-60	5.30	5.76			
frozen, headless	30-40 pc/kg	40-50	11.74	12.68	United States of America CIF	Peru	
		50-60	4.54	4.90			
		50-60	3.89	4.20			
P&D	16-20 pc/lb	20-30	7.99	8.63		Ecuador	
		20-30	10.19	11.00			
Peeled and cooked	51-60		10.65	11.50		Viet Nam	



Fish Species Trade Name	Product Form	Grading	Price per kg		Reference & Area	Origin
			EUR	USD		
CRUSTACEANS (cont.)						
October 2024						
Argentine red shrimp/ Salicoque rouge d'Argentine/ Camarón langostín argentino <i>Pleoticus muelleri</i>	Head-on, shell-on	10-20 pc/kg	8.40	9.13 -	Spain EXW	Argentina
		20-30	6.80	7.39 -		
		30-40	6.20	6.74 -		
		40-60	6.10	6.63 =		
	frozen on board	10-20 pc/kg	7.50	8.15	FOB	
		20-30	6.50	7.07		
		31-50	9.45	10.27		
		13-15 pc/kg	11.15	12.12		
	Tails, easy peel, 20% glazing	16-20	10.90	11.85	CFR CIF	China
		30-55	7.87	8.50		
		56-100	7.39	7.98		
		L1	8.75	9.51		
	Peeled, undeveined	40-70	10.93	11.80	Argentina FOB	Argentina
		70-90	10.93	11.80		
16-20 pc/lb		5.28	5.70 -			
20-30		5.56	6.00 -			
Headless, shell-on	26-30	8.51	9.19	United States of America CIF		
	40-70	14.34	15.59			
	L1	5.38	5.81 -			
	L3	5.00	5.40			
Head-on, shell-on	C1	10.07	10.88 -			
	C1	8.51	9.19 -			
Giant tiger prawn/ Crevette tigrée/ Langostino tigre <i>Penaeus monodon</i>	Farmed, organic, cooked	20-30 pc/kg	31.00	33.70 =	France wholesale	Madagascar
		30-40	28.00	30.43 =		
		40-50	25.00	27.17 =		
	Raw peeled and deveined, 20 percent glazing	6-8 pc/lb	15.85	17.23 -	Spain FOB	Bangladesh/ Viet Nam/ India
		8-12	9.45	10.27		
		13-15	8.15	8.86 =		
	Head-on	16-20	7.35	7.99 +		
8-12 pc/lb		GBP 33.75	40.66 43.83			
Norway lobster/ Langoustine/Cigala <i>Nephrops norvegicus</i>	IQF whole	0-5 pc/kg	31.00	33.70	Spain FOB	Spain
		5-10	27.50	29.89		
		10-15	22.95	24.95		
		15-20	17.85	19.40		
		20-30	12.75	13.86		
		30-40	7.65	8.32		
	male	40-50	5.25	5.71		
		2-4 pc/kg	41.00	44.57		
		4-7	31.65	34.40		
	IQF whole	7-9	31.45	34.18	wholesale	Denmark
		Fresh	40.00	43.48		
	Fresh	Frozen, tails	16.00	17.39	France wholesale	
		5-16 pc/kg	31.00	33.70 =		
		16-20	22.00	23.91 =		
		20-30	17.00	18.48 =		
		30-40	13.00	14.13 =		
	Cooked	20-40 pc/kg	22.00	23.91	Italy CIF CPT	
Whole, 30 percent glazing		11-15	13.22	14.37		
Fresh		6-9 pc/kg	24.45	26.58		
		8.12	23.40	25.43		
		11-15	16.89	18.36 -		
		16-20	10.65	11.58 -		
		21-30	8.18	8.90 -		
		31-40	5.16	5.61 -		
		41-50	5.70	6.20		
Frozen		16-20 pc/kg	18.90	20.54		
Andaman lobster/Langoustine Andamane/Cigala de Andamán <i>Metanephrops andamanicus</i>	IQF	6-10 pc/kg	34.95	37.99	Spain FOB	Mozambique
		11-15	30.50	33.15		
		16-20	23.95	26.03		
European lobster/ Homard européen/ Bogavante <i>Homarus gammarus</i>	Live - bulk	400-600 g/pc	29.00	31.52 +	France wholesale	Ireland
		400-600	30.00	32.61 +		
		700-1000	82.00	89.13		
	Live	400-600 gpc	24.95	27.12 +	Italy CPT	Europe
		600-800	26.19	28.47		
		800-1000	30.08	32.70 +		
> 1000	33.83	36.77 +				
> 2000	26.52	28.83				



Fish Species Trade Name	Product Form	Grading	Price per kg		Reference & Area	Origin	
			EUR	USD			
CRUSTACEANS (cont.)							
October 2024							
American lobster/ Homard américain/ Langosta americana <i>Homarus americanus</i>	Live	400-600 g/pc	26.00	28.26 +	France wholesale	Canada	
		< 3 kg/pc	19.99	21.73	Italy CPT	United States of America	
		3-5	30.30	32.93	wholesale		
				29.00		31.52	
			25.50	27.72		Canada	
		500-600 g/pc 1000	no quote		United Kingdom retail		
	Whole	350-400 g/pc	16.02	17.31	United States of America CIF		
	400-450	16.02	17.31				
Meat, minced		1.84	1.98				
Tails	6-7 oz/pc	44.91	48.50				
		7-8	44.91	48.50			
Scalloped spiny lobster/ Langouste festonnée/ Langosta festoneada <i>Panulirus homarus</i>	Whole	70-100 g/pc	11.57	12.50	Taiwan (Province of China)/ Saudi Arabia CIF	Yemen	
		100-150	14.81	16.00			
		150-200	17.59	19.00			
		> 200	20.09	21.70			
	Whole	70-100 g/pc	13.89	15.00	Italy CIF	Yemen	
		100-150	15.74	17.00			
		150-200	17.13	18.50			
		200-300	20.37	22.00			
		> 300	20.83	22.50			
	Fresh		30.00	32.61	Spain wholesale	Cuba	
Frozen		23.00	25.00				
Tails		50.00	54.35				
Whole		50.50	54.89	United States of America CIF	Spain		
Arabian whip lobster/ Langouste fouet arabe/ Langosta de fusta arabica <i>Puerulus sewelli</i>		SS	13.89	15.00	Italy CIF	Yemen	
		S	16.67	18.00			
		M	18.52	20.00			
		L	20.37	22.00			
Edible crab/Tourteau/ Buey de mar <i>Cancer pagurus</i>	Live, bulk	T2 (13-16 cm)	7.48	8.13 +	France auction wholesale	France	
		500-700 g/pc	10.50	11.41 +			
		> 1000	10.50	11.41 +			
			22.48	24.43 +			
	Fresh female Claws	800-1200 g/pc	4.89 4.43 4.20	5.32 4.82 4.57	Italy CPT	United Kingdom	
Blue swimming crab Étrille bleue Jaiba azul <i>Portunus pelagicus</i>	Whole	5-7 pc/kg	3.56	3.85	France CIF	Yemen	
		50-100	3.56	3.85			
		100-300	3.19	3.45			
			100-300 pc/kg	2.92	3.15	Italy CIF	
Snow crab/ Crabes des neiges/ Cangrejo de las nieves <i>Chionoecetes opilio</i>	Legs, parts, shoulders Clusters Parts Claws		12.76	13.78	United States of America CIF	Canada	
		8-10 oz/pc	18.88	20.39			
		> 10	20.41	22.05			
			12.76	13.78			
Southern king crab/ Crabe royal de Patagonie Centolla patagónica <i>Lithodes santolla</i>	Legs, Claws	S	43.58	47.06		Argentina	
		M	44.64	48.21			
		L	45.70	49.36			
			11.64	12.57 -			
BIVALVES							
October 2024							
Oyster/Huître/Ostra <i>Crassostrea gigas</i> <i>Ostrea edulis</i>	Live	60-100 g/pc	11.40	12.39	Spain CIF	Netherlands	
		80-95 g/pc	17.36	18.87			
		95-110	18.50	20.11			
			18.60	20.22			
							wholesale
	G2 (100 units)	####	130.43 =	France wholesale	France		
	M3 (100 units)	####	130.43 =				
	N3	10.00	10.87			retail	
Mussel/Moule/Mejillón <i>Mytilus edulis</i> <i>Mytilus galloprovincialis</i>	Live - Bottom mussel	Bulk	2.70	2.93 =	wholesale	Netherlands	
			2.90	3.15 =			
	Live - Rope (bouchot)	60-80 pc/kg	4.00	4.35 =	retail	Spain/Italy	
			5.96	6.48 -			
	Live	> 100 pc/kg	4.20	4.57	Italy CIF		
	Live		2.82	3.07 -	Italy CPT wholesale	Sardinia Italy	
			3.50	3.80 +			
			3.40	3.70 +			
			4.90	5.33			
	IQF - shell-off, 7 percent glazing <i>Mytilus chilensis</i>	Mussel meat IQF, Half shell Whole, vacuum packed Whole, cooked	200-300 pc/kg	4.90	5.33	CIF	Chile
				2.63	2.84 -		
				3.77	4.07 -		
				1.95	2.11 -		
				3.20	3.48 ^		
	60-80	3.10	3.37 ^				
<i>Perna canaliculus</i> <i>Mytilus galloprovincialis</i>	800 g pack, half shell Alive		GBP 19.90	23.98	United Kingdom retail	New Zealand UK (Scotland)	
			GBP 4.60	5.54			5.97



Fish Species Trade Name	Product Form	Grading	Price per kg		Reference & Area	Origin	
			EUR	USD			
BIVALVES (cont.)							
October 2024							
Razor shell/Couteau/ Navaja - <i>Solenidae</i>	Fresh	S	10.50	11.41	Spain CIF	Ireland	
			18.50	20.11		Netherlands	
	Live, depurated	10-12 cm/pc	5.25	5.71 +	wholesale	Italy	
			1.75	1.90			
			5.62	6.11 =			
Live		3.30	3.59 =	Italy CPT	Imported		
Great Atlantic scallop/ Coquille-St- Jacques/ Vieira <i>Pecten maximus</i>	Fresh, meat, roe-off		27.00	29.35 +	France wholesale	France	
		Frozen, meat, roe-on	43.00	46.74 =			
		Frozen, meat, roe-off	34.00	36.96 =			
	IQF, whole	3-5 pc/kg	5.35	5.82	Spain FOB	Spain	
		4-6	4.38	4.76			
	Frozen, half shelf	10-12	10.69	11.62	wholesale	Imported	
	Meat, 15% glazing	20-24	22.85	24.84			
	Meat, 20% glazing	22-25	22.85	24.84			
	Live		17.50	19.02			
	Frozen - whole		3.30	3.59 =	Italy CPT	UK	
	Fresh		4.80	5.22 -			
	Frozen, half shelf		9.09	9.88 +			
	Fresh, meat	10-20 pc/kg	GBP 27.50	33.13 35.71	United Kingdom retail		
	Half shell, roe on	10-20 pc/kg		11.67 12.60	United States of America CIF	Peru	
		20-30		11.06 11.95			
30-40			10.28 11.10				
Japanese carpet shell/ Palourde japonaise/ Almeja japonesa <i>Ruditapes philippinarum</i>	Live		13.41	14.58 +	Italy CPT	Italy	
			7.50	8.15	Spain wholesale	Spain	
SALMON							
October 2024							
Atlantic salmon/ Saumon de l'Atlantique/ Salmón del Atlántico <i>Salmo salar</i>	Fresh - gutted, head-on	2-3 kg/pc	8.90	9.67 -	France wholesale	Norway	
		3-4	8.90	9.67 -			
		4-5	9.40	10.22 -			
		5-6	9.60	10.43 -			
		6-7	9.60	10.43 +			
		2-3 kg/pc	9.40	10.22 -			
		2-3	11.90	12.93 -			
	Fresh - label rouge frozen, wild	2-3	8.00	8.70 =	Scotland		
	Smoked - Fillet, vacuum reconstituted sides	1-2 kg/pc	40.00	43.48 =	EU		
	Fresh - Fillet	3-4 kg/pc	14.50	15.76 -			
	Smoked - Fillet, vacuum reconstituted sides	1-2 kg/pc	37.00	40.22 -			
	Fresh - gutted, head-on	1-2 kg/pc	NOK 46.71	3.92 4.24 -	Norway FOB	Norway	
		2-3	NOK 49.87	4.19 4.53 -			
		3-4	NOK 66.15	5.55 6.01 -			
		4-5	NOK 69.84	5.86 6.34 -			
		5-6	NOK 74.63	6.27 6.78 -			
		6-7	NOK 81.67	6.86 7.42 +			
		7-8	NOK 89.53	7.52 8.13 +			
		8-9	NOK 87.17	7.32 7.92 +			
		> 9	NOK 87.17	7.32 7.92 +			
	Fresh fillet Smoked fillet Frozen		12.90	14.02	Spain wholesale		
			24.00	26.09			
		7.80	8.48				
Fillets, skin-on	700-1000 g/pc	11.60	12.61 =	CIF	Iceland		
	1000-1400	11.85	12.88 -				
	1400-1800	12.15	13.21 -				
	1800-2400	12.50	13.59 -				
IQF, gutted, wild fillets, block frozen	6-11 kg/pc	6.45	7.01	FOB	Poland		
		9.00	9.78 =	United States of America CIF			
guttled, head-on	4-5 kg/pc	8.75	9.51	Tunisia CFR	Norway		
	Fresh - Whole - Superior	1-2 kg/pc	4.49	4.88 -		Italy CPT	
		2-3	4.79	5.21 -			
		3-4	5.76	6.26 -			
		4-5	6.14	6.68 -			
		5-6	6.66	7.24 -			
		6-7	7.25	7.88 -			
		7-8	7.45	8.10 -			
		8-9	7.70	8.37			
		9-10	7.82	8.50			
			15.30	16.63			
	IQF portion, 10% glazing	100-150 g/pc	15.30	16.63			Denmark



Fish Species Trade Name	Product Form	Grading	Price per kg		Reference & Area	Origin
			EUR	USD		
SALMON (cont.)						October 2024
Chum salmon/Saumon chien/ Keta <i>Oncorhynchus keta</i>	H&G IQF	4-6 lb/pc > 6	4.65 4.60	5.05 - 5.00 =	Spain CIF	Canada
Pink salmon/Saumon rose Salmón rosado <i>Oncorhynchus gorbuscha</i>	Blockfrozen	600-800 g/pc	2.31	2.50	Russian Federation FOB	Europe
TROUT						October 2024
Rainbow trout/ Truite arc-en-ciel/ Trucha arco iris <i>Oncorhynchus mykiss</i>	Fresh- whole Fillet		7.90 11.20	8.59 = 12.17 =	France wholesale	France
	Fillet, smoked		21.00	22.83 =		
	Whole, gutted, bulk		14.10	15.33 -	Retail	
	Fresh - whole		5.00	5.43	Spain wholesale	Spain
	Fresh - fillets		5.90	6.41		
	Gutted, 10% glazing	200-300 g/pc	5.50	5.98 -	CIF	Türkiye
		300-350	5.80	6.30 -		
	Fillets, 20% glazing	80-120	6.65	7.23 =		
	Fresh - whole		6.00	6.52 =	Italy CPT	Italy
	Fresh, Fillets - skin-on		10.86	11.80 -		
	Fresh, Fillets - skinless		11.50	12.50		
	H&G	300-500 g/pc	4.67	5.08		
	Fresh, whole	600-800 g/pc	GBP 12.50	15.06 16.23	United Kingdom	Scotland
	gutted	500	GBP 10.50	12.65 13.64	retail	
FRESHWATER FISH						October 2024
Arctic char/Omble-chevalier/ Trucha alpina <i>Salvelinus alpinus</i>	Fresh- whole		12.30	13.37 =	France wholesale	Europe
Nile perch/Perche du Nil/Perca del Nilo <i>Lates niloticus</i>	Fresh, whole	2000-4000 g/pc	4.63	5.03 =	Italy FCA	Tanzania
	Fresh - fillets		6.04	6.57 =		
	Fresh - steaks		6.05	6.58 ^		
			15.99	17.38 +	retail	
			8.40	9.13 +	wholesale	
	Fresh - fillets		8.00	8.70	Spain wholesale	
	Fillets		5.80	6.30		
	Fillets, skinless	300-500 g/pc	7.50	8.15	CIF	
		500-1000	7.50	8.15		
Pike perch/Sandre/ Lucioperca <i>Sander lucioperca</i>	Fillet - skinless, PBI, IWP	500-1000 g/pc	5.97	6.45	CFR	
	Fresh- whole	Average size	9.00	9.78 =	France wholesale	Europe
	Fillet		12.00	13.04 =		
Nile Tilapia/Tilapia du Nil/Tilapia del Nilo <i>Oreochromis niloticus</i>	Fillet - skinless, 20% glazing	70-140 g/pc	4.40	4.78	Spain CFR	China
		140-200	4.55	4.95		
	Gutted, scale-less, 20% glazing	200-300 g/pc	2.40	2.61		
		300-500	2.90	3.15		
		500-800	3.40	3.70		
		> 800	3.45	3.75		
	Fillet	3-5 oz/pc	5.10	5.54	United States of America CIF	Viet Nam
Pangasius <i>Pangasius hypophthalmus</i>	Fillet, thawed		4.60	5.00 +	Italy wholesale	
	Fillet		10.40	11.30 +	retail	
	Fresh, fillet		5.00	5.43	Spain wholesale	
	Fillet		3.50	3.80		
	Fillet, 20% glazing	120-170 g/pc	2.95	3.21	CIF	
		170-230	3.00	3.26 +		
	Fillets, interleaved, 0% glazing	170-230	4.05	4.40 -		
NON-TRADITIONAL SPECIES						October 2024
Sturgeon/Esturgeon/ Esturione <i>Acipenseridae</i>	Frozen - Whole	1.5-2 kg/pc	7.50	8.15	France CIF	France
	Gutted	5-7 kg/pc	10.50	11.41		
	Fillets	200-300 g/pc	16.00	17.39		
		800-1000	16.00	17.39		
<i>A.baeri</i>	Caviar (Aquitaine) metal boxes		1,400	1,522		
European eel/Anguille d'Europe/ Anguilla europea <i>Anguilla anguilla</i>	Smoked	Medium	49.00	53.26 =	wholesale	Europe
	Fresh		20.00	21.74 =	Italy CPT	
Common dentex/Denté commun Denton <i>Dentex dentex</i>	Fresh - whole	225-300 g/pc	2.08	2.26	Spain FOB	Morocco
		275-350	2.35	2.55 -		
		350-500	2.45	2.66 ^		
		500-800	2.65	2.88 -		
		1-2 kg/pc	25.69	27.93	Italy CPT	
		2-3	29.00	31.52 +		
		3-5	25.97	28.23		
		5-7	27.03	29.39		
		7-10	23.88	25.95		



Fish Species Trade Name	Product Form	Grading	Price per kg		Reference & Area	Origin
			EUR	USD		
NON-TRADITIONAL SPECIES (cont.)						
October 2024						
Dusky grouper Mérou noir/Mero moreno <i>Epinephelus marginatus</i>	Fresh - whole	1-2 kg/pc	18.27	19.86 +	Italy CPT	Senegal
		2-4	16.16	17.57 -		
		4-7	16.38	17.80 -		
		7-10	14.09	15.32 -		
		10-20	14.09	15.32 +		
H&G	5-8 kg/pc	5.65	6.10	France/Spain CIF	Yemen	
	8-12	5.65	6.10			
	> 12	5.65	6.10			
White grouper/ Merou blanc/Cherna de ley <i>Epinephelus aeneus</i>	Gutted	1-2 kg/pc	10.56	11.48 +	Italy CPT	Senegal
		2-4	9.98	10.85 +		
		4-7	10.91	11.86 +		
		7-10	11.11	12.07 +		
		> 10	12.15	13.21 +		
	small	medium	4.49	4.85 -	CIF	Yemen
		big	4.49	4.85 -		
Small-scale grouper Mérou petites écailles Mero escamoso <i>Epinephelus polylepis</i>	1-3 kg/pc	3-5	4.72	5.10	France/Greece CIF	
		5-8	4.58	4.95		
		8-12	4.72	5.10		
		2-3 kg/pc	4.49	4.85		
	3-5	5-8	4.49	4.85		
		5-8	4.49	4.85		
Spangled emperor/ Empereur moris/ Emperador relámpago <i>Lethrinus nebulosus</i>	H&G	3-5 kg/pc	4.63	5.00	Italy/Greece CIF	
	Gutted, scales off	3-5 kg/pc	3.06	3.30 -		
		1-2	2.50	2.70 -		
		2-3	3.37	2.70 -		
	Headless, gutted	2-3	4.63	5.00	France CIF	
		3-5	4.63	5.00		
5-10		4.72	5.10			
Whole	1-2	2.73	2.95			
	2-3	2.73	2.95			
Mahi mahi/Dorade/ Dorado <i>Coryphaena hippurus</i>	Gutted, skinless		2.73	2.95	Europe CIF	Mozambique
		Fresh, gutted	7.68	8.35 +	Italy CPT	Imported
	Fresh, fillets		11.00	11.96	Spain FOB	Spain
			2.65	2.88		
	H&G, headless	< 20 kg/pc	4.95	5.38 =		
Red pandora Pageot à tache rouge/ Breca chata <i>Pagellus bellottii</i>	Whole, blockfrozen	< 250 g/pc	1.59	1.73	Italy/Greece CFR	Yemen
		200-350	2.38	2.59		
		300-500 g/pc	3.06	3.30		
	Whole	500-1000	2.04	2.20	France CFR	
		500-1500 g/pc	2.08	2.25		
Common pandora/Pageot commun/ Breca <i>Pagellus erythrinus</i>	Fresh, whole	300-500 g/pc	11.02	11.98 +	Spain FOB	Morocco
Blue shark/ Peau bleue/Tiburón azul <i>Prionace glauca</i>	H&G, skin-on	< 4 kg/pc	2.85	3.10 +	Spain FOB	Spain
		4-7	1.98	2.15 -		
		7-12	1.59	1.73 -		
		12-20	1.48	1.61 -		
		> 20	1.37	1.49 -		
Mako shark/Taupe bleue Marrajo dientuso <i>Isurus oxyrinchus</i>		< 10 kg/pc	4.75	5.16 +		
		10-30	6.65	7.23 +		
		30-50	6.85	7.45 +		
		50-100	6.20	6.74 +		
		> 100	4.45	4.84 +		
Black marlin/Makaire noir/ Marlin negro <i>Makaira nigricans</i>	H&G, skin-on	< 80 kg/pc	4.75	5.16 =		
		> 80	4.85	5.27 =		
		< 80 kg/pc	4.75	5.16 =		
Blue marlin/Makaire bleu/ Marlin azul <i>Makaira indica</i>		> 80	4.85	5.27 =		
Thornback ray/ Raie bouclée Raya de clavos <i>Raja clavata</i>	Fresh, wings	300-500 g/pc	6.25	6.79 +	Italy CPT	Imported
		400-600	6.52	7.09		
		500-800	8.58	9.32		
	Wings, skin-less, 20% glazing	150-300 g/pc	5.75	6.25 +	Spain CIF	Netherlands (Kingdom of)
300-600		5.95	6.47 +			
> 600		6.10	6.63 +			
Crimson jobfish/ Colas fil/Panchito hebra <i>Pristipomoides filamentosus</i>	Whole, gutted	2-3 pc/kg	2.96	3.20 -	France/ Italy CIF	Yemen
		3-5	3.38	3.65		
		5-10	3.38	3.65		



Fish Species Trade Name	Product Form	Grading	Price per kg		Reference & Area	Origin
			EUR	USD		
SEABASS/SEABREAM/ MEAGRE						October 2024
Seabass/Bar, Loup/Lubina <i>Dicentrarchus labrax</i>	Fresh - whole farmed	200-300 g/pc	4.60	5.00 =	Greece FOB	Greece
		300-450	4.80	5.22 =		
		450-600	5.30	5.76 +		
		600-800	7.00	7.61 =		
		800-1000	9.10	9.89 =		
		> 1000	11.00	11.96 =		
		200-300 g/pc	4.90	5.33 =	Italy CIF	
		300-450	5.10	5.54 =		
		450-600	5.60	6.09 +		
		600-800	7.30	7.93 =		
		800-1000	9.40	10.22 =		
		> 1000	11.30	12.28 =		
		200-300 g/pc	4.97	5.40 =	France CIF	
		300-450	5.17	5.62 =		
		450-600	5.67	6.16 +		
		600-800	7.37	8.01 =		
		800-1000	9.47	10.29 =		
		> 1000	11.37	12.36 =		
	200-300 g/pc	4.96	5.39 =	Spain CIF		
	300-450	5.16	5.61 =			
	450-600	5.66	6.15 +			
	600-800	7.36	8.00 =			
	800-1000	9.46	10.28 =			
	> 1000	11.36	12.35 =			
	200-300 g/pc	5.00	5.43 =	Germany CIF		
	300-450	5.20	5.65 =			
	450-600	5.70	6.20 +			
600-800	7.40	8.04 =				
800-1000	9.50	10.33 =				
> 1000	11.40	12.39 =				
200-300 g/pc	4.97	5.40 =	Portugal CIF			
300-450	5.17	5.62 =				
450-600	5.67	6.16 +				
600-800	7.37	8.01 =				
800-1000	9.47	10.29 =				
> 1000	11.37	12.36 =				
Fresh - whole farmed	200-300 g/pc	5.24	5.70 =	UK CIF		
	300-450	5.44	5.91 =			
	450-600	5.94	6.46 +			
	600-800	7.64	8.30 =			
	800-1000	9.74	10.59 =			
	> 1000	11.64	12.65 =			
H&G, gutted, without scales, 20% glazing	200-300 g/pc	5.60	6.09 =	Spain CIF	Türkiye	
	300-400	5.70	6.20 =			
	400-600	5.80	6.30 =			
	800-1000	12.30	13.37 =			
Fillets, skin-on, 20% glazing	80-120 g/pc	8.50	9.24 +			
	120-160	9.30	10.11 +			
	> 160	9.60	10.43 +			
Fresh - whole - wild, from trawling	800-1000 g/pc	18.00	19.57 -	France wholesale	France	
	1000-2000	18.50	20.11 -			
	2000-3000	20.50	22.28 -			
Fresh - whole - wild, from line fishing	1000-2000 g/pc	19.00	20.65 -			
	2000-3000	26.00	28.26 +			
	> 3000	35.00	38.04 +			
Fresh - whole - farmed	400-600 g/pc	11.20	12.17 =			
	600-800	12.00	13.04 =			
	800-1000	13.00	14.13 =			
	300-400 g/pc	6.70	7.28 =	Italy CPT	Croazia	
	400-600	7.14	7.76 =			
	600-800	8.49	9.23 =			
	Large	12.10	13.15 =		Italy (Orbetello)	
	Medium	10.10	10.98 =			
	Small	7.80	8.48 =			
Fresh, wild	500-1000 g/pc	12.77	13.88 -		Morocco	
	1000-2000	13.30	14.46 +			
Fresh, wild, line caught	500-1000 g/pc	14.55	15.82 -			
	1000-2000	14.87	16.16 -			
	2000-3000	21.13	22.96 -			
Fresh, wild		31.00	33.70 +	wholesale	Europe	
Fresh, farmed		6.50	7.07 =			



Fish Species Trade Name	Product Form	Grading	Price per kg		Reference & Area	Origin	
			EUR	USD			
SEABASS/SEABREAM/ MEAGRE (cont.)						October 2024	
Seabass/Bar, Loup/Lubina <i>Dicentrarchus labrax</i>	Fresh, farmed	200-300 g/pc	3.18	3.46 -	Italy CIF	Greece	
		300-450	5.40	5.87 =			
		450-600	5.62	6.11 =			
		600-800	6.95	7.55 -			
	800-1000	9.77	10.62 +				
	Fresh, fillets	70-100 g/pc	9.93	10.79 =	CPT		
100-140		9.74	10.59 -				
140-180		11.45	12.45 =				
Gilthead seabream/ Dorade royale/Dorada <i>Sparus aurata</i>	farmed	200-300 g/pc	5.20	5.65 =	Greece FOB		
		300-450	5.80	6.30 =			
		450-600	5.90	6.41 =			
		600-800	6.80	7.39 =			
		800-1000	8.50	9.24 =			
		> 1000	10.00	10.87 =			
		200-300 g/pc	300-450	5.50		5.85 =	Italy CIF
			450-600	6.10		6.50 =	
			600-800	6.20		6.74 =	
			800-1000	7.10		7.72 =	
	> 1000		8.80	9.57 =			
	200-300 g/pc	300-450	5.57	6.05 =	France CIF		
		450-600	6.17	6.71 =			
		600-800	6.27	6.82 =			
		800-1000	7.17	7.79 =			
		> 1000	8.87	9.64 =			
	200-300 g/pc	300-450	5.56	6.04 =	Spain CIF		
		450-600	6.16	6.70 =			
		600-800	6.26	6.80 =			
		800-1000	7.16	7.78 =			
		> 1000	8.86	9.63 =			
	Fresh - whole farmed	200-300 g/pc	300-450	5.60	6.09 =	Germany CIF	Greece
			450-600	6.20	6.74 =		
			600-800	6.30	6.85 =		
			800-1000	7.20	7.83 =		
			> 1000	8.90	9.67 =		
		200-300 g/pc	300-450	5.57	6.05 =	Portugal CIF	
			450-600	6.17	6.71 =		
600-800			6.27	6.82 =			
800-1000			7.17	7.79 =			
> 1000			8.87	9.64 =			
200-300 g/pc	300-450	5.84	6.35 =	UK CIF			
	450-600	6.44	7.00 =				
	600-800	6.54	7.11 =				
	800-1000	7.44	8.09 =				
	> 1000	9.14	9.93 =				
Fresh - wild	500-1000 g/pc	24.40	26.52	Spain CIF	France		
	1000-2000	19.80	21.52				
	3000-4000	16.40	17.83				
Fillets, skin-on, 20% glazing	80-120 g/pc	9.85	10.71 +	wholesale	Türkiye		
	120-160	9.85	10.71 +		Europe		
Fresh, wild		28.00	33.73	France wholesale	France		
		5.75	6.93		EU		
Fresh, farmed		15.50	16.85 -	France wholesale	France		
		15.50	16.85 -		France		
Fresh, wild	500-800 g/pc	17.00	18.48 -	France wholesale	France		
	800-1000	15.50	16.85 -				
	> 1000	17.00	18.48 -				
		17.00	18.48 -				
Fresh - farmed	300-400 g/pc	9.30	10.11 =	France wholesale	France		
	400-600	10.80	11.74 =				
	600-800	11.80	12.83 =				
	800-1000	12.80	13.91 =				
		12.80	13.91 =				



Fish Species Trade Name	Product Form	Grading	Price per kg		Reference & Area	Origin
			EUR	USD		
SEABASS/SEABREAM/ MEAGRE (cont.)						October 2024
Gilthead seabream/ Dorade royale/Dorada <i>Sparus aurata</i>	Fresh, farmed	300-400 g/pc	6.00	6.52 -	Italy CIF CPT	Greece
		200-300 g/pc	3.99	4.34 +		
		300-400	4.63	5.03 +		
		400-600	5.18	5.63 +		
		600-800	6.17	6.70 +		
		800-1000	6.77	7.36 +		
	Fresh, fillets	70-100 g/pc	11.00	11.96 +		
		100-140	11.19	12.16 +		
		140-180	11.64	12.65 +		
	Fresh - wild	800-1000	23.17	25.19 +		Morocco
		1000-2000	24.91	27.08 -		
		2000-3000	20.22	21.98 -		
		> 3000	18.22	19.80 -		
Fresh - farmed	Large	11.40	12.39 =	Italy (Orbetello)		
	Medium	10.20	11.09 =			
	Small	7.80	8.48	Croatia		
	300-400 g/pc	6.50	7.07			
White seabream/Sar/Sargo <i>Diplodus sargus</i>	Fresh	400-600 g/pc	6.90	7.50	Senegal Spain	
		600-800	7.50	8.15		
		300-500 g/pc	8.17	8.88 +		
		500-1000	8.12	8.83 +		
Meagre/Maigre commun/Corvina <i>Argyrosomus regius</i>	Fresh - Whole farmed	1000-2000	10.02	10.89 -	Greece	
		> 2000	12.92	14.04 +		
		800-1000 g/pc	6.94	7.54 -		
		1000-2000	7.47	8.12 =		
	Fresh- whole, wild	0.5-1 kg/pc	11.87	12.90 -	Mediterraneo	
		1-2	12.70	13.80 =		
		2-4	14.29	15.53 -		
		3-5	14.32	15.57 +		
		5-10	14.31	15.55 +		
		10-15	14.15	15.38 -		
		15-20	14.09	15.32 -		
		20-30	14.14	15.37 +		
	Fresh, cultured		10.00	10.87	Spain wholesale	
		7.70	8.37			
> 1000 g/pc		13.50	14.67 -	France wholesale France		



The European Fish Price Report is a monthly GLOBEFISH publication. This issue was prepared by Helga Josupeit, Rodrigo Misa, and Firoza Buranudeen.

PRICE REFERENCE (INCOTERMS 2010)

CFR	Cost and Freight
CIF	Cost, Insurance and Freight
CIP	Carriage and Insurance Paid To
CPT	Carriage Paid To
DAT	Delivered at Terminal
DAP	Delivered at Place
DDP	Delivered Duty Paid
EXW	Ex Works
FCA	Free Carrier
FAS	Free Alongside Ship
FOB	Free on Board

PRODUCT FORM

C&P	Cooked and Peeled
FAS	Frozen at Sea
H&G	Headed and Gutted
HOG	Head on Gutted (salmon)
IQF	Individually Quick Frozen
IWP	Individually Wrapped Pack
PBI	Pinbone In
PBO	Pinbone Off
PD	Peeled and Deveined
PTO	Peeled Tail On
PUD	Peeled, Undeveined

CURRENCY RATES

		US\$	EUR
Canada	CAD	1.39	1.50
Norway	NOK	11.01	11.91
USA	USD		1.08
EU	EUR	0.92	
Denmark	DKK	6.90	7.46
Russia	RUR	97.12	105.07
Poland	PLN	4.02	4.34
UK	GBP	0.77	0.83

Exchange Rates 28.10.2024

Acronyms

FAD	Fish aggregating device
HORECA	Hotels, Restaurants, Catering
NSC	Norwegian Seafood Council
ICCAT	International Commission for the Conservation of Atlantic Tunas
IATTC	Inter American Tropical Tuna Commission

SYMBOLS

- + Price increased in original currency since last report
- Price decreased in original currency since last report
- = Updated but unchanged price
- ^ New insertion
- Not updated since last issue

**GLOBEFISH Market Reports are available from the GLOBEFISH web site:
www.fao.org/in-action/globefish**



Food and Agriculture
Organization of the
United Nations

EUROPEAN PRICE REPORT

GLOBEFISH

Trade and Market Team (NFIMT)
Fisheries and Aquaculture Division
Food and Agriculture Organization of the United Nations
Viale delle Terme di Caracalla
00153 Rome, Italy

globefish@fao.org

www.globefish.org



#FAOfish



GLOBEFISH