



Food and Agriculture
Organization of the
United Nations

EUROPEAN PRICE REPORT



September 2024
9/2024

Latest trends

The last 12 issues of the European Price Report showed an overall declining trend for fish prices in Europe, influenced by the ample supply of some important items such as shrimp and squid. In addition, inflation in the European Union is under control now, close to the two percent mark. The main exception to this trend was groundfish species, prices of which increased by 10 percent during the period under review (September 2023 to August 2024).

Sales during the tourist season in the summer of 2024 were very good, as European citizens took advantage of the increase in their disposable incomes. As a result, the restaurant sector saw a spike in consumption of fishery products, always considered a luxury item on their menus as compared to red meat. Shrimp and cephalopods were in good demand, mainly in the Mediterranean countries, but high production of these species, especially in South America, led to lower prices. The species that increased its presence in the market the most due to high restaurant demand was shrimp, for which turnover increased by about 10 percent in the course of the summer of 2024. The cumulative imports of shrimp into the European Union during the first half of the year increased by five percent in quantity terms. Similar to the shrimp trade, lobster and crab were also in excellent demand, and prices were good. In contrast, tuna experienced a downward price trend in the world market due to lower demand for canned products.

Index for prices

| | |
|-------------------------|----|
| Groundfish | 10 |
| Flatfish | 12 |
| Tuna | 14 |
| Small Pelagics | 15 |
| Cephalopods | 16 |
| Crustaceans | 18 |
| Bivalves | 20 |
| Salmon | 21 |
| Trout | 22 |
| Freshwater fish | 22 |
| Non-Traditional Species | 22 |
| Seabass-Seabream-Meagre | 24 |

The **European Fish Price Report**, based on information supplied by industry correspondents, aims to provide guidance on broad price trends. Price information is indicative and should be used only for forecasting medium- and long-term trends. FAO is not responsible for any errors or omissions.



LATEST TRENDS (cont.)

The 40th Anniversary of the FAO GLOBEFISH project, held on 18 and 19 September 2024 at FAO headquarters in Rome, Italy, was a significant milestone in the history of GLOBEFISH. This hybrid event brought together a wide range of stakeholders from across the fisheries and aquaculture sectors, marking four decades of invaluable contributions made by GLOBEFISH to global markets, trade, and fisheries management. The event welcomed 78 in-person attendees, alongside more than 50 online participants, who actively contributed to the discussions on the future of fisheries and aquaculture. The programme featured a series of keynotes, panel discussions, and dialogues on pressing topics.

The two-day event aligned closely with the Blue Transformation agenda, advocating for sustainable trade in fisheries and aquaculture products; improving food access; and promoting the fair and inclusive development of aquatic food value chains. Discussions were framed by the four pillars of FAO's strategy: better production, better nutrition, a better environment, and a better life.

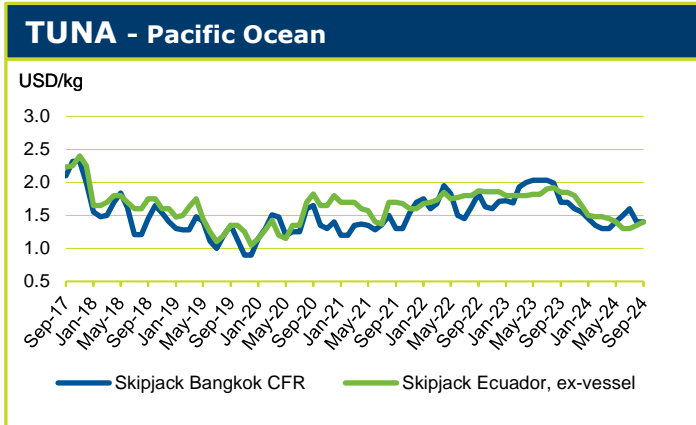
GROUND FISH

Norway is one of the main cod exporters in the world. During September 2024, export prices for fresh cod declined by EUR 0.10 per kg and for frozen cod by EUR 0.15 per kg. It is likely that this is only a seasonal trend, and that as winter approaches, cod prices will increase again due to limited supply and low catch quotas.

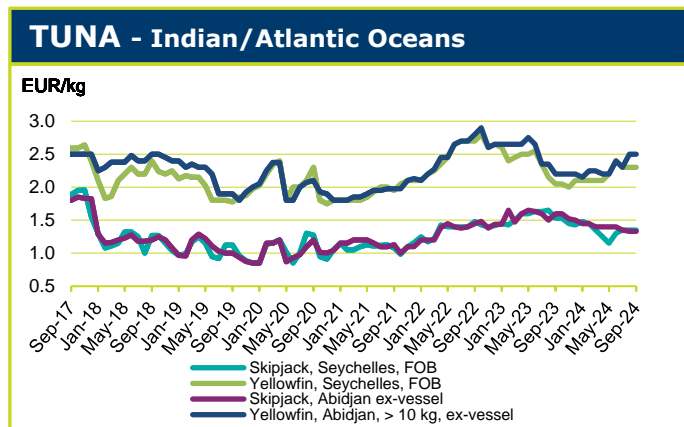
In the Italian market, the limited supply of cod led to a substantial price increase between August and September 2024. Fresh cod fillets were selling at some EUR 0.40 per kg more than usual.

TUNA - BILLFISHES

Fishing in the Western and Central Pacific Ocean has slowed down further to the moderate-to-poor level, mainly due to bad weather and strong currents. Thai canneries are reportedly well-stocked from the carrier landings in the previous months, while the skipjack price has fallen sharply again. Numerous carriers have been diverted away from the Thailand market due to better pricing elsewhere, especially Manta, Ecuador, where the price is now USD 150 per tonne higher than in Bangkok.

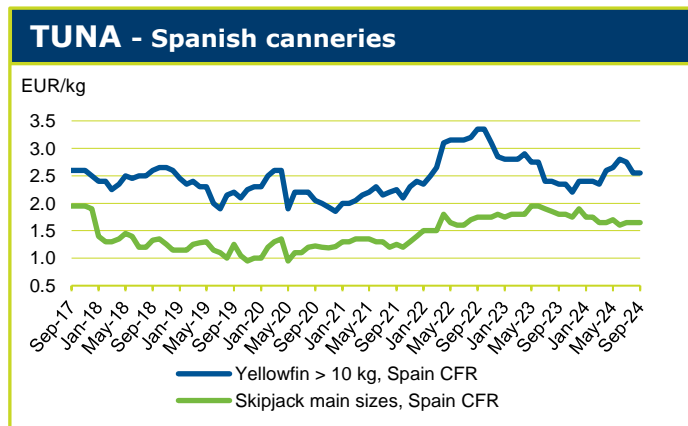


Catching in the Indian Ocean is reported to be very poor, especially for skipjack. Local canneries are now short of raw materials. As a result, the skipjack price is increasing while the yellowfin price remains stable.



Fishing in the Atlantic Ocean has slowed down and is back to the poor level again. Local canneries remain short of raw material. The skipjack price is up slightly while the price for yellowfin, which is in short supply, remains high.

The first 72-day IATTC 'veda' in the Eastern Pacific Ocean will remain in force until 8 October 2024. Vessels that choose to continue operating during this period report that fishing has fallen to the moderate level. With the drop in catches and fishing efforts, both skipjack and yellowfin prices have increased.



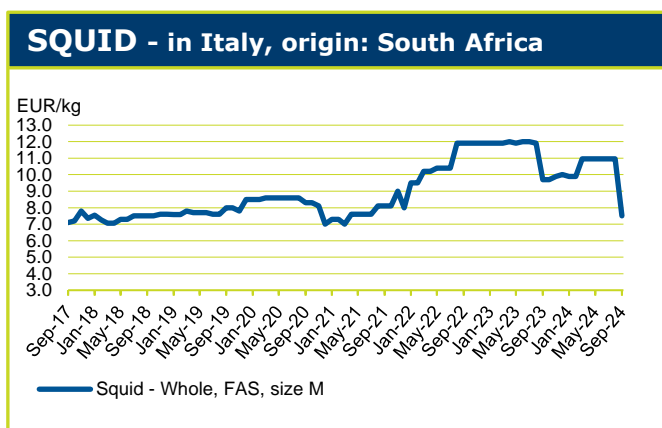
TUNA – BILLFISHES (cont.)

In the European market, the price of skipjack is down while the yellowfin price is stable. Meanwhile, the price for cooked, single-cleaned skipjack loins has dropped further.

CEPHALOPODS

A number of containers confirmed at the close of the squid season in South Africa were delayed in getting shipped and were delivered to European customers after prices had started to fall. This meant that buyers renegotiated lower prices, with large squid prices decreasing by as much as EUR 3.00 per kg. These prices are presently in flux, and while there have been shipments at lower costs, many exporters are reluctant to accept a sharp decrease. The supply/demand equation is also volatile as catching has slowed down after a good start to the reopening of the season, due partially to winter weather.

The sharp reduction in prices in the European market was prompted by record catches of squid in Argentina, with indications that the catch for the total squid season will be approximately 180 000 tonnes, the highest in recent history. Most of these squid ends up in the European market, having a depressing effect on the price levels, which had been very high last year. Catches around the Falkland Islands (Malvinas) have been good too. Meanwhile, Spain imported some 46 000 tonnes from the SW Atlantic in the first half of 2024, which compares to 35 500 tonnes in the same period of 2023. The impact on prices in the European market was significant.

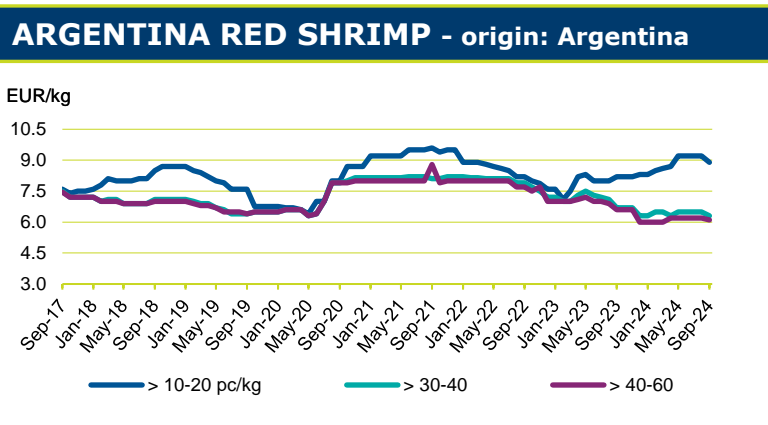


CEPHALOPODS (cont.)

Yet another important aspect for seafood trade is the emergence of seafood alternatives, one of the latest trial products being 3D-printed plant-based calamari rings that aim to replicate the taste, texture, and protein content of real calamari. Researchers combined microalgae and mung beans, two protein-rich plant sources, to create a vegan paste. They integrated omega-3 fatty acids into the paste, enhancing its nutritional composition to match that of genuine calamari. Using a 3D printer, the paste was transformed into intricately-layered rings, closely mimicking the texture and structure of calamari. The 3D-printed food then underwent cooking tests, including air-frying, which garnered positive results. The researchers are now actively refining the composition to attain optimal elasticity and sensory qualities, particularly ensuring that it is allergen-free.

CRUSTACEANS

Shrimp are in good demand at the moment in the European market. Despite the strong demand, prices of Argentine shrimp have dropped by up to EUR 0.60 per kg in the last few months due to the exceptionally good catches.

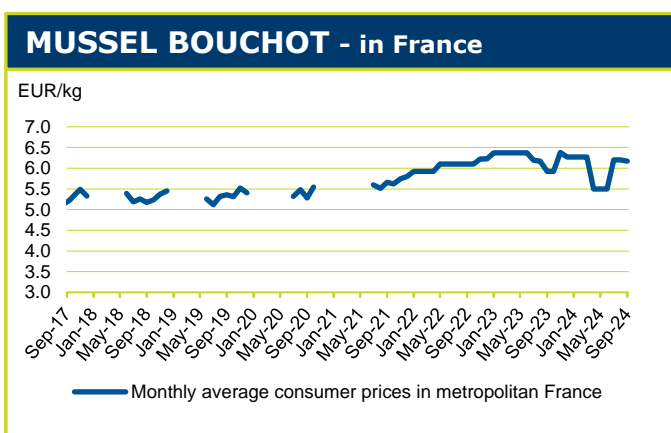


Lobster and crab are also well demanded at the moment, but catches are high leading to generally lower prices in the main European markets, such as Spain and France.

BIVALVES

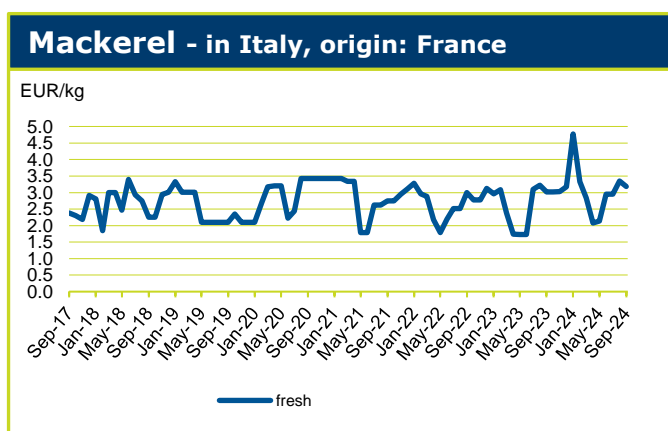
The regional fisheries office in Veneto, Italy, recently delivered over 14 million specimens of clam seed to some 1 500 fishermen from the Portotollese Consortium of Scardovari. This move is aimed at revitalizing the local clam industry in the wake of the devastating impact of the invasive blue crab in the region. Paradoxically, the crab, after having proliferated because of the warm waters in the area, now seems to be a victim of a mucilage event. Unconfirmed reports say that only last week in Porto Tolle, about 100 kilograms of dead blue crabs were found on the beach.

Trade associations have called for ongoing scientific monitoring and data collection in order to understand the impact of this alien species on the ecosystem, and therefore develop effective strategies. In 2023, from July to November, almost 427 thousand kgs of blue crab were disposed of, while from March to the end of July 2024, the figure was slightly over 403 thousand. Although about 44 thousand kgs of blue crab were sold from January–June 2024 (510 thousand kgs in 2023, from July to December), the demand for the product in commercial channels is low.



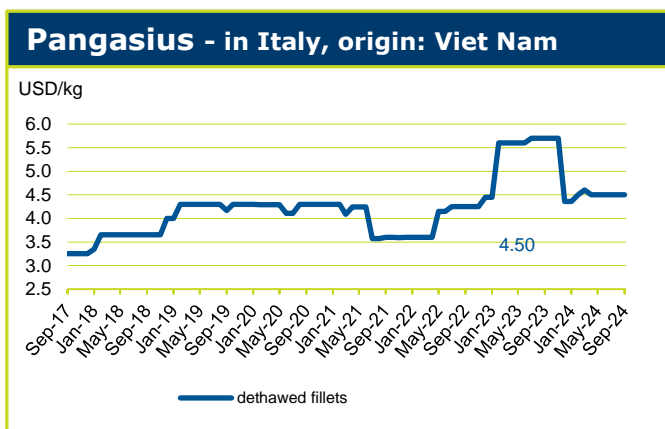
SMALL PELAGICS

Mackerel export prices have declined slightly, as reported by sources in Norway. The supply seems sufficient, while the demand for fresh mackerel in Europe is good. Norwegian herring export prices are generally stable, with a tiny upward trend.



FRESHWATER

In the first half of 2024, the European Union imported 35 000 tonnes of pangasius (mainly from Viet Nam), down by 2 000 tonnes from the same period of 2023. The leading EU importer was the Kingdom of the Netherlands with 7 400 tonnes; second was Germany with 5 800 tonnes, on par with the first half of 2023. Spain, which in the past had been the main EU importing country for pangasius, reported an increase of 1 000 tonnes to reach 3 800 tonnes in the first half of 2024.



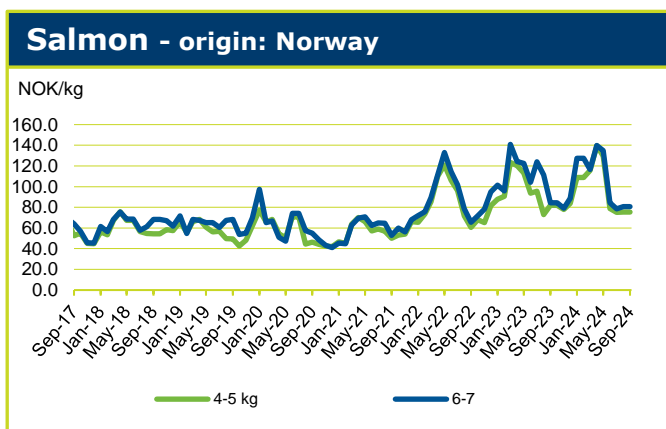
SALMON

August 2024 was a record export month for Norwegian salmon in terms of price and volume, with 125 521 tonnes of salmon worth NOK 10.8 billion (EUR 916 million). This represents a three percent growth in volume and four percent in value compared with the same month of last year. The largest markets for salmon in August 2024 were Poland, the United States and Denmark.

Nevertheless, the Norwegian Seafood Council (NSC) says that market trends are uncertain. According to their analysis of the global market, the import value in local currency is weakening in several countries and the price of salmon measured in foreign currency has fallen. A lower import price in 2024 has not been compensated by corresponding growth in volume. This applies, for example, to the United States of America, China and Thailand.

SALMON (cont.)

NSC data disseminated by Undercurrent News Price Portal recorded that fresh Atlantic salmon FOB prices regarding sales to export markets at the Norwegian border reached NOK 76.85 (EUR 6.56) at week 34, down 5.2 percent compared to the previous week. Salmon prices continue the downward trend reported in the previous European Price Report, starting from week 19 at NOK 122.10 (EUR 10.43).



TROUT

August 2024 was a very positive month for Norwegian trout exports, which contributed to the best August ever for Norwegian seafood exports in general. Further, according to the Norwegian Seafood Council (NSC), trout accounted for 5.3 percent of the export value, making it Norway's second most important export species.

In that month, Norway exported 9 673 tonnes of trout worth NOK 771 million (EUR 65.3 million), which represented a sharp increase of 44 percent in terms of volume and 36 percent in value compared with August 2023. This was a record high export value in a single month, up NOK 145 million (EUR 12.3 million) from the previous record month, which was in July 2024.

The three largest markets for the species in August 2024 were Ukraine, Lithuania and the United States, with Ukraine registering the greatest growth in value for that month (+ 324 percent).

According to NSC data disseminated by Undercurrent News Price Portal, weekly volumes and FOB prices regarding sales to export markets at the Norwegian border showed that HOG fresh Norwegian trout reached NOK 72.30 (EUR 6.17) at week 34 of 2024. This meant a decline of 1.9 percent compared to the price registered in the previous week, continuing a downward trend decline that started in week 31 at NOK 74.80 (EUR 6.28).

SEABREAM/SEABASS

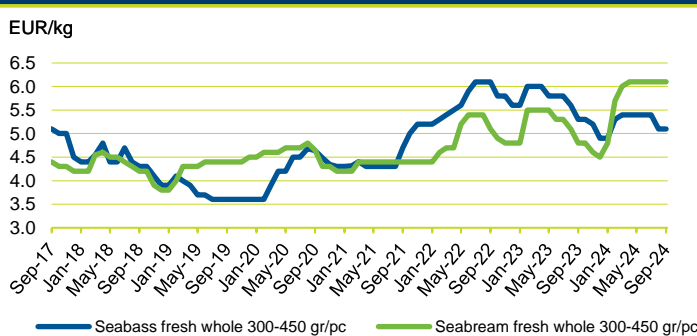
Türkiye is by far the main seabass exporter worldwide. Its exports are about double the ones of Greece. In the first half of 2024, some 53 000 tonnes of seabass were exported from Türkiye, more than double the Greek figure. Italy is the main importing country, followed by Spain and the United States of America.

Greece continues to be the second major seabass exporter in the world. In the first half of 2024, the country exported some 25 500 tonnes of fresh seabass, some 20 percent more than in the same period of 2023. Main importing country of Greek seabass continues to be Italy, with about 35 percent of Greek seabass exports. Italy increased these imports by some 10 percent to 9 100 tonnes. Spain is second, increasing its imports of seabass from Greece by about the same amount.

In the case of seabream, Greece and Türkiye export about the same quantity, some 30 000 tonnes each in the first half of the year. This meant a 16 percent of the Greek seabream exports, while Türkiye reported a small increase during the period under review over the corresponding 2023 figure.

In September, seabass and seabream prices were about stable on August 2024 figures, with the exception of large seabass which reported a 10 percent price increase.

SEABASS/SEABREAM - in Italy origin: Greece





| Fish Species Trade Name | Product Form | Grading | Price per kg | | Reference & Area | Origin | | | |
|---|---|--------------------|----------------|-------|---------------------|--------------------------------|------------------|---------------|--------|
| | | | EUR | USD | | | | | |
| GROUND FISH | | | | | | | | | |
| | | | | | | September 2024 | | | |
| Cod/Cabillaud, Morue/ Bacalao <i>Gadus morhua</i> | Fresh - Whole | 1-2 kg/pc | 8.72 | 9.58 | - | Italy CPT | Denmark | | |
| | | 2-4 | 9.93 | 10.91 | + | | | | |
| | Fresh, fillet | 100-200 g/pc | 9.50 | 10.44 | | | | | |
| | | 200-400 | 11.96 | 13.14 | + | | | | |
| | | 500-1000 | 10.85 | 11.92 | | | | | |
| | Frozen, Fillet, 10 percent glazing | > 1000 | 8.68 | 9.54 | + | | | | |
| | | 20 percent glazing | 1000-2000 | 7.80 | 8.57 | | | | |
| | Stockfish, soaked | | 7.60 | 8.35 | | | | | |
| | Fresh, fillet | 100-200 g/pc | 15.00 | 16.48 | = | | | wholesale | Norway |
| | | 200-400 | 12.50 | 13.74 | = | | | | |
| | Stockfish, dry | 700 g/pc | 30.00 | 32.97 | + | DDP | Iceland | | |
| | wet salted fillets | 700-1000 g/pc | 13.00 | 14.29 | = | | | | |
| | IQF, loin portion single frozen | 100-150 g/pc | 13.00 | 14.29 | | CIF | | | |
| | Salted cod | Fresh | | 16.50 | 18.13 | = | Spain wholesale | Europe | |
| | | | | 8.20 | 9.01 | - | | | |
| | | Frozen | | 16.50 | 18.13 | = | | | |
| | | | Fresh cultured | | 4.00 | 4.40 | | | = |
| | | Fresh fillets | | 9.00 | 9.89 | = | | | |
| | H&G | 700-1000 g/pc | 4.17 | 4.58 | | FOB | Spain | | |
| | | 1000-2000 | 4.28 | 4.70 | | | | | |
| Fresh, headed | 2-3 kg/pc | | 10.00 | 10.99 | = | France wholesale | Europe | | |
| | 3-4 | | 10.60 | 11.65 | + | | | | |
| | 4-5 | | 11.80 | 12.97 | + | | | | |
| | Fillet | 100-200 g/pc | | 14.80 | 16.26 | | | | |
| 200-300 | | | 15.50 | 17.03 | | | | | |
| Fresh - whole | | | 12.00 | 13.19 | | Germany retail | Germany | | |
| | Fillet | | 28.00 | 30.77 | | | | | |
| Fresh | | | NOK 51.65 | 4.42 | 4.88 | Norway export price | Norway | | |
| | Fresh, fillet | | NOK 126.75 | 10.85 | 11.98 | | | | |
| | whole | | NOK 52.81 | 4.52 | 4.99 | | | | |
| | fillet | | NOK 99.48 | 8.52 | 9.40 | | | | |
| Fillet | 1 kg/pc | | GBP 21.10 | 25.42 | 28.13 | United Kingdom retail | Iceland | | |
| | 160 g/pc | | GBP 34.50 | 41.57 | 46.00 | | | | |
| | 1000 | | GBP 44.50 | 53.61 | 59.33 | | | | |
| Portion salted and dried | | | | | | Italy CIF | Denmark | | |
| | Fillet - wet salted - 1st quality produced from frozen raw material | 400-700 g/pc | | 11.30 | 12.42 | | | = | |
| Defrosted, whole | | | 14.50 | 15.93 | = | CPT | | | |
| Fillet - skin-on MSC certified | 500-1000 g/pc | | 4.55 | 5.00 | | Spain CIF | China | | |
| | > 1000 g | | 4.55 | 5.00 | | | | | |
| | Fillet - wet salted | 200-400 g | | 5.70 | 6.26 | | | | |
| Hake/Merlu/Merluza <i>Merluccius capensis</i> | Minced block | | 2.08 | 2.29 | = | Namibia FOB for Spanish market | Namibia | | |
| | | | | | | | | | |
| | Fillet | 100-110 g/pc | | 4.95 | 5.44 | United States of America CIF | | | |
| | | | | | | | | | |
| | Fillet, skin-on, interleaved | 170-230 g/pc | | 6.75 | 7.42 | Spain FOB | | | |
| | | 230-300 | | 6.80 | 7.47 | | | | |
| | | 283-340 | | 6.17 | 6.78 | | | | |
| | | > 340 | | 6.17 | 6.78 | | | | |
| | IQF portion, trapeze | 90-110 g/pc | | 9.60 | 10.55 | Italy CIF | | | |
| | <i>Merluccius merluccius</i> | Fresh - whole | 100-200 g/pc | 6.89 | 7.57 | + | CPT | Mediterranean | |
| 200-300 | | | 5.20 | 5.71 | + | | | | |
| 300-400 | | | 4.04 | 4.44 | - | | | | |
| 500-700 | | | 4.04 | 4.44 | ^ | | | | |
| 1000-2000 | | | 7.53 | 8.27 | | | | | |
| Fillet | | 2000-4000 | 5.24 | 5.76 | | | | | |
| | | | 7.77 | 8.54 | + | | | | |
| Fresh - whole | | 200-400 | 10.00 | 10.99 | | wholesale | | | |
| | | 400-600 | 16.00 | 17.58 | + | | | | |
| Fresh - whole | | 1-2 kg/pc | | 5.50 | 6.04 | + | France wholesale | France | |
| | 2-3 | | 6.40 | 7.03 | + | | | | |
| | 3-4 | | 8.60 | 9.45 | + | | | | |
| | 4-5 | | 8.10 | 8.90 | + | | | | |
| | Fillet | | 10.50 | 11.54 | | | | | |
| Fillet | 3-4 pc/kg | | 6.25 | 6.87 | + | Spain wholesale | Spain | | |
| | | | 5.60 | 6.15 | - | | | | |
| | Fresh, from trawling | > 1000 g/pc | 7.00 | 7.69 | - | | | | |
| | Fresh, from longlining | > 1000 | 9.50 | 10.44 | + | | | | |
| | | > 1000 | 10.50 | 11.54 | - | | | | |
| | IQF, H&G | 0.7-1 kg/pc | 2.45 | 2.69 | | | | | |
| | | 1-2 | 2.95 | 3.24 | | | | | |
| | 1.5-2.5 | 2.99 | 3.29 | | | | | | |
| H&G, interleaved | 60-120 g/pc | | 1.87 | 2.05 | | FOB | Europe | | |
| | | | 1.87 | 2.05 | | | | | |
| | 100-200 | | 1.98 | 2.18 | | | | | |



| Fish Species Trade Name | Product Form | Grading | Price per kg | | Reference & Area | Origin | |
|---|--|-----------------------|---------------|-------------|---------------------------------|-------------------------------|-------------------------------|
| | | | EUR | USD | | | |
| GROUND FISH (cont.) | | | | | | September 2024 | |
| <i>Merluccius hubbsi</i> | H&G, interleaved | 80-200 g/pc | 1.98 | 2.18 | Spain FOB | Argentina | |
| | | 300-400 | 2.48 | 2.73 | | | |
| | | 400-600 | 2.79 | 3.07 | | | |
| | | 650-900 | 2.90 | 3.19 | | | |
| | Fillet | 80-120 g/pc | 4.65 | 5.11 = | Italy CPT | | |
| <i>Merluccius polli</i> | H&G | 100-300 g/pc | 1.80 | 2.15 | Uruguay/Argentina - FOB | Uruguay | |
| | | 300-500 | 2.05 | 2.25 | | | |
| | | 2-4 oz/pc | 3.73 | 4.10 | | | |
| <i>Merluccius gayi</i> | H&G, interleaved | 100-200 g/pc | 2.08 | 2.29 | Spain FOB | Guinea/ Senegal/Mauritania | |
| | | 200-300 g/pc | 2.27 | 2.49 | | | |
| | | 300-425 g/pc | 2.45 | 2.69 | | | |
| | | 1000-1500 | 3.15 | 3.46 | | | |
| <i>Merluccius gayi</i> | H&G | 100-300 g/pc | 2.15 | 2.36 | Spain FOB | Ecuador | |
| | | 300-500 | 2.25 | 2.47 | | | |
| <i>Merluccius bilinearis</i> | H&G | 100-200 g/pc | 1.75 | 1.92 = | Spain FOB | Europe | |
| | | 200-300 | 1.98 | 2.18 | | | |
| <i>Merluccius productus</i> | Fillet, PBO Minced block Fillet, skin.on, MSC Fillet, skinless, MSC | 150-300 g/pc | 2.91 | 3.20 = | ex coldstore CIF | USA China | |
| | | | 2.00 | 2.20 = | | | |
| | | | 3.75 | 4.12 | | | |
| | | | 3.85 | 4.23 | | | |
| | | | 5.25 | 5.77 | | | |
| Haddock/Eglefin/Eglofino <i>Melanogrammus aeglefinus</i> | H&G | < 0.8 kg/pc | NOK 18.75 | 1.61 1.77 | Sweden FCA | Norway | |
| | Whole, Block frozen | | | 3.00 3.30 | United States of America CIF | Poland | |
| | H&G | > 0.8 kg/pc | | 2.28 2.51 | | Russia | |
| | Fillet, skin on | 1 kg/pc | GBP 17.00 | 20.48 22.67 | United Kingdom retail | Iceland | |
| | Fillet, skin on | 500 g/pc | GBP 18.50 | 22.29 24.67 | | | |
| <i>Melanogrammus aeglefinus</i> | Whole, 20 percent glazing | 300-500 g/pc | 2.70 | 2.97 | Spain CIF | Netherlands | |
| | | 500-700 | 3.20 | 3.52 | | | |
| | | 100-200 | 5.20 | 5.71 | | | |
| Ling/Lingue franche/ Maruca <i>Molva molva</i> | Fillet - wet salted Produced from fresh raw material 1st quality | 1-1.5 kg/pc | 6.00 | 6.59 | Italy DDP | | |
| | | IQF, fillets, skin-on | 0.5-1.2 kg/pc | 3.45 | 3.79 | Spain FOB | Spain |
| Monkfish/Baudroie/ Rape <i>Lophius spp.</i> | Fresh, tail | < 300 g/pc | 7.06 | 7.76 - | Italy CPT | UK | |
| | | 200-500 | 11.59 | 12.74 - | | | |
| | | 500-1000 | 12.73 | 13.99 - | | | |
| | | 1000-2000 | 13.21 | 14.52 - | | | |
| | | > 2000 | 13.58 | 14.92 - | | | |
| | Fresh, whole | 100-300 g/pc | 5.12 | 5.63 + | Italy CPT | Mediterranean | |
| | | 300-600 | 8.63 | 9.48 + | | | |
| | | 600-1000 | 8.00 | 8.79 + | | | |
| | | 500-1000 | 6.54 | 7.19 + | | | |
| | | 1000-2000 | 7.20 | 7.91 + | | | |
| | | > 2000 | 6.80 | 7.47 | | | |
| | Whole | 250-500 g/pc | 9.25 | 10.16 | Spain FOB | Namibia | |
| | | 500-1000 | 9.45 | 10.38 | | | |
| Whole, gutted | 250-400 g/pc | 4.45 | 4.89 | Spain FOB | Spain | | |
| | 300-600 | 4.78 | 5.25 | | | | |
| Tails, skin-on, 20% glazing 10% glazing | 250-500 g/pc | 7.29 | 8.01 | CIF | Netherlands | | |
| | 500-1000 | 10.25 | 11.26 | | | | |
| Fresh, whole | | 15.00 | 16.48 + | wholesale | Spain | | |
| | | 14.00 | 15.38 + | | | | |
| | | 4.55 | 5.00 - | | | | |
| John Dory/ Saint Pierre/ Pez de San Pedro <i>Zeus faber</i> | Fresh - whole | 1-2 kg/pc | 20.50 | 22.53 + | France wholesale | France | |
| | | 2-3 | 23.00 | 25.27 + | | | |
| | | 500-1000 g/pc | 19.58 | 21.52 + | | | |
| | Fresh - gutted | 1000-2000 | 25.92 | 28.48 + | Italy CPT | Italy | |
| | | 2000-3000 | 21.73 | 23.88 - | | | |
| | | 600-800 | 12.06 | 13.25 | | | |
| | | 800-1000 | 14.49 | 15.92 | | | |
| | | 1000-2000 | 20.07 | 22.05 + | | | |
| | Fresh - fillets | > 2000 | 19.99 | 21.97 + | | | |
| | | | 10.80 | 11.87 - | | | |
| | H&G | < 200 g/pc | 80-250 | 1.35 | 1.48 | Spain FOB | Mauritania/ Guinea/Senegal |
| | | | 100-300 | 1.85 | 2.03 | | |
| | | | 300-500 | 1.95 | 2.14 | | |
| > 500 | | | 6.35 | 6.98 | | | |
| Fillets | | | 80-120 g/pc | 4.45 | 4.89 | | |
| Fillets, skin-on | | | 100-150 g/pc | 4.65 | 5.11 | | |
| Fillets, skin-on | 150-200 | 5.05 | 5.55 | CIF | China | | |
| | > 200 | 5.35 | 5.88 | | | | |



| Fish Species Trade Name | Product Form | Grading | Price per kg | | Reference & Area | Origin | | |
|---|--|-------------------------|---------------|------------------|---------------------|-----------------------------|-----|-------------------|
| | | | EUR | USD | | | | |
| GROUND FISH (cont.) | | | | | | September 2024 | | |
| Golden redfish Sébastes doré Gallineta dorada <i>Sebastes mentella</i> | Block, H&G, Japanese cut | 50-100 g/pc | 2.05 | 2.25 | Spain FOB | Russian Federation | | |
| | | 100-150 | 2.29 | 2.52 | | | | |
| | | 150-200 | 2.95 | 3.24 | | | | |
| | | 200-300 | 3.28 | 3.60 | | | | |
| | | 300-500 | 3.55 | 3.90 | | | | |
| <i>Sebastes marinus</i> | Block, whole | 150-180 g/pc | 1.28 | 1.41 | CIF | Spain | | |
| | | 180-250 | 1.98 | 2.18 | | | | |
| | | 200-300 | 1.50 | 1.65 | | | | |
| <i>Sebastes norvegicus</i> | Fillets, skin-on, 25% glazing | 120-160 g/pc | 5.90 | 6.48 | Italy CPT | Iceland | | |
| | | 160-200 | 5.95 | 6.54 | | | | |
| | | Fresh, whole | 3.13 | 3.44 | | | | |
| | | Fresh, fillet | 9.63 | 10.58 - | | Norway | | |
| Alaska pollack/Lieu de l'Alaska/Colín de Alaska <i>Theragra chalcogramma</i> | Fillets, skinless 25 percent glaze 20 percent glaze, MSC | 200-400 g/pc | 3.65 | 4.01 | Spain CIF | China | | |
| | | 400-600 | 3.65 | 4.01 | | | | |
| | | 120-170 g/pc | 2.60 | 2.83 | | | | |
| | | 170-230 | 2.80 | 3.04 | | | | |
| | | 230-300 | 2.35 | 2.55 | | | | |
| | | Fresh - whole fillet | 8.00 18.00 | 12.90 19.78 | Germany retail | Germany | | |
| Dentex commun Dentón <i>Dentex dentex</i> | | 1-2 | 25.69 | 28.24 | Spain CIF | China | | |
| | | 2-3 | 28.78 | 31.62 | | | | |
| | | 3-5 | 25.97 | 28.54 | | | | |
| | | 5-7 | 27.03 | 29.71 | | | | |
| | | 7;10 | 23.88 | 26.24 | | | | |
| | | 225-300 g/pc | 2.08 | 2.29 | | | FOB | Guinea/Mauritania |
| | | 275-350 | 2.40 | 2.64 | | | | |
| 300-425 | 2.67 | 2.93 | | | | | | |
| Flathead grey mullet/ Mulet à grosse tête/ Pardete <i>Mugil cephalus</i> | | 600-1000 g/pc | 1.28 | 1.41 | ex-vessel | Morocco | | |
| | | 1000-2000 | 1.49 | 1.64 | | | | |
| | | | | | | | | |
| Bogue/Boga <i>Boops boops</i> | IQF, whole | 6-8 pc/kg | 0.98 | 1.08 | wholesale | Spain | | |
| | | 3-6 | 1.09 | 1.20 | | | | |
| | | Fresh | 1.30 | 1.43 + | | | | |
| | | | 1.50 | 1.65 + | Italy CPT | | | |
| FLATFISH | | | | | | September 2024 | | |
| Turbot/Rodaballo <i>Psetta maxima</i> | whole, farmed | 0.4-0.6 kg/pc | 9.85 | 10.82 | Spain CIF | Spain | | |
| | | 0.6-0.8 | 9.85 | 10.82 | | | | |
| | | 0.8-1 | 9.85 | 10.82 | | | | |
| | | 1-1.5 | 9.85 | 10.82 | | | | |
| | Fresh - whole wild | 0.3-0.5 kg/pc | 12.25 | 13.46 | wholesale | Netherlands (Kingdom of) | | |
| | | 0.5-1 | 13.35 | 14.67 | | | | |
| | Frozen, gutted, 20% glazing | 300-500 g/pc | 8.00 | 8.79 | wholesale | Spain | | |
| | | 400-600 | 8.30 | 9.12 | | | | |
| | | 600-800 | 10.75 | 11.81 | | | | |
| | | 800-1000 | 10.90 | 11.98 | | | | |
| | | 1000-2000 | 13.55 | 14.89 | | | | |
| | Fillets, skin-less, 20% glazing | 200-400 g/pc | 25.95 | 28.52 | Italy CPT | Spain/Portugal | | |
| | | 400-600 | 27.50 | 30.22 | | | | |
| | Fresh - whole, wild | 400-600 g/pc | 12.50 | 13.74 | wholesale | Netherlands (Kingdom of) | | |
| | | 600-800 | 11.70 | 12.86 + | | | | |
| | Fresh - whole, farmed | 800-1000 | 12.68 | 13.93 + | wholesale | France | | |
| | | 1000-1500 | 11.40 | 12.53 - | | | | |
| | Frozen | 1500-2000 | 12.39 | 13.62 + | wholesale | France | | |
| | | 2000-2500 | 11.46 | 12.59 - | | | | |
| | Culture | 2500-3000 | 11.45 | 12.58 - | wholesale | France | | |
| 3000-4000 | | 13.35 | 14.67 - | | | | | |
| Fresh - gutted, wild | 4000-5000 | 13.30 | 14.62 - | wholesale | France | | | |
| | 0.5-1 kg/pc | 14.30 | 15.71 - | | | | | |
| Fresh - fillets | 1-2 | 21.30 | 23.41 - | wholesale | France | | | |
| | 2-3 | 19.89 | 21.86 - | | | | | |
| Fresh - whole | 0.15-0.2 | 19.95 | 21.92 + | wholesale | France | | | |
| | 0.5-1 | 11.68 | 12.84 - | | | | | |
| Fresh - whole | 1-2 | 14.50 | 15.93 | wholesale | France | | | |
| | 2-3 | 19.50 | 21.43 | | | | | |
| Fresh - whole, wild | 3-4 | 14.42 | 15.85 | wholesale | France | | | |
| | 4-5 | 16.47 | 18.10 | | | | | |
| Fresh - whole, wild | Big | 23.00 | 25.27 + | wholesale | France | | | |
| | Medium | 22.00 | 24.18 ^ | | | | | |
| Fresh - whole, wild | 1-2 kg/pc | 20.00 | 21.98 - | France wholesale | France | | | |
| | 2-3 | 23.00 | 25.27 - | | | | | |
| | 3-4 | 26.00 | 28.57 | | | | | |



| Fish Species Trade Name | Product Form | Grading | Price per kg | | Reference & Area | Origin | | |
|---|----------------------------|-------------------------|----------------|---|------------------------|-----------------------------|----------------|-----------------------------|
| | | | EUR | USD | | | | |
| FLATFISH (cont.) | | | | | | | | |
| September 2024 | | | | | | | | |
| Sole/Sole/ Lenguado <i>Solea vulgaris</i> | Fresh - whole wild | 120-175 g/pc | 13.45 | 14.78 | Spain CIF | Netherlands (Kingdom of) | | |
| | | 175-200 | 15.10 | 16.59 | | | | |
| | | 160-360 | 10.50 | 11.54 | | | | |
| | Gutted, 20 percent glaze | 110-160 g/pc | 11.00 | 12.09 | | | | |
| | | 160-200 | 11.45 | 12.58 | | | | |
| | | 200-250 | 11.60 | 12.75 | | | | |
| | | 250-300 | 11.95 | 13.13 | | | | |
| | | 300-350 | 14.95 | 16.43 | | | | |
| | | 350-400 | 17.60 | 19.34 | | | | |
| | Fresh Frozen Fillets | 400-500 | 19.40 | 21.32 | | | wholesale | Spain |
| | | | 16.50 | 18.13 | | | | |
| | | | 13.70 | 15.05 = | | | | |
| | Fresh - whole | | 25.00 | 27.47 + | | | | |
| | Fresh - whole | | 29.00 | 31.87 = | | | Germany retail | Germany |
| | Fresh - gutted | 5 | 14.19 | 15.59 | | | Italy CPT | Netherlands (Kingdom of) |
| 4 | | 15.83 | 17.40 - | | | | | |
| 3 | | 20.47 | 22.49 - | | | | | |
| 2 | | 24.46 | 26.88 | | | | | |
| Fresh - whole | 1 | 17.78 | 19.54 | Italy | Italy | | | |
| | 200-300 g/pc | 13.59 | 14.93 | | | | | |
| | 300-400 | 17.41 | 19.13 - | | | | | |
| | 400-600 | 15.04 | 16.53 - | | | | | |
| | 600-800 | 23.68 | 26.02 | | | | | |
| | 800-1000 | 20.56 | 22.59 | | | | | |
| | 1-2 | 19.00 | 20.88 | | | | | |
| 100-200 g/pc | 15.03 | 16.52 | wholesale | North Sea | | | | |
| 200-300 | 10.00 | 10.99 - | | | | | | |
| Fresh - whole, wild | 1 | 27.50 | 30.22 - | France wholesale | France | | | |
| | 2 | 33.50 | 36.81 + | | | | | |
| | 3 | 28.00 | 30.77 + | | | | | |
| | 4 | 21.00 | 23.08 + | | | | | |
| Sand sole/sole-pole Lenguado de arena <i>Solea lascaris</i> | Fresh - whole | 150-300 g/pc 300-600 | 12.90 12.01 | 14.18 13.20 | Italy CPT | West Africa | | |
| Senegalese sole/sole du Sénégal Lenguado senegalés <i>Solea senegalensis</i> | Fresh - whole, farmed | 300-400 g/pc | 21.50 | 23.63 + | Spain | Spain | | |
| | | 400-500 | 21.53 | 23.66 + | | | | |
| | | 500-600 | 21.55 | 23.68 + | | | | |
| | | 600-700 | 21.50 | 23.63 + | | | | |
| | 800-1000 | 20.80 | 22.86 = | | | | | |
| Frozen on board, IWP whole, frozen on land | 400-500 g/pc | 8.25 | 9.07 | Spain CIF FOB | Guinea | | | |
| Brill/Barbue/ Remol <i>Scophthalmus rhombus</i> | whole, 30% glazing | 0.2-0.3 kg/pc | 5.55 | 6.10 | CIF | Netherlands (Kingdom of) | | |
| | | 0.3-0.5 | 6.80 | 7.47 | | | | |
| | | 0.5-0.8 | 7.95 | 8.74 | | | | |
| | | 1-2 | 10.25 | 11.26 | | | | |
| | 25% glazing | | | | | | | |
| European plaice/ Plie d'Europe/ Solla europea <i>Pleuronectes platessa</i> | Fresh - whole | 300-400 g/pc | 5.00 | 5.49 | Italy CPT wholesale | Germany | | |
| | | 400-600 | 5.20 | 5.71 | | | | |
| | | > 600 | 5.35 | 5.88 | | | | |
| | | 60-120 | 5.70 | 6.26 | | | | |
| | Fresh - fillet | 60-80 g/pc | 6.92 | 7.60 - | | | | |
| | | | 17.50 | 19.23 - | | | | |
| | Fresh - whole skinless | | 8.00 | 12.90 | | | Germany retail | Germany |
| | | | 16.00 | 17.58 | | | | |
| IQF, whiteskin, 25 percent glazing IQF, skinless, 25 percent glazing | N. 2 | 9.80 | 10.77 | Netherlands FOB (for Italian market) | | | | |
| | N. 2 | 10.45 | 11.48 | | | | | |
| European Flounder/ Flet d'Europe/ Platija europea <i>Platichthys flesus</i> <i>Scophthalmus rhombus</i> | Fresh - whole | 500-1000 g/pc | 17.00 | 18.68 | Italy CPT | | | |
| | | 1000-2000 | 19.68 | 21.63 | | | | |
| | Fresh - gutted | 600-1000 g/pc | 11.06 | 12.15 - | | | | |
| | | 1000-2000 | 15.32 | 16.84 - | | | | |
| | Fresh - whole skinless | 2000-3000 | 18.40 | 20.22 | | | Germany retail | Germany |
| | | 7.00 | 7.69 | | | | | |
| | | 15.00 | 16.48 | | | | | |



| Fish Species Trade Name | Product Form | Grading | Price per kg | | Reference & Area | Origin |
|--|--|----------------|--------------|---------------------------------|---------------------|-----------------------------------|
| | | | EUR | USD | | |
| TUNA/BILLFISH | | | | | | |
| | | | | | | September 2024 |
| Tuna/Thon/Atún for canning | Skipjack - whole | | 1.14 | 1.25 - | Bangkok CFR FOB | Western/Central Pacific Ocean |
| | | | 1.14 | 1.25 - | | |
| | | | 1.27 | 1.40 + | Ecuador | Eastern Tropical Pacific Ocean |
| | Yellowfin - whole | | 2.00 | 2.20 + | ex-vessel | |
| | Skipjack - whole | | 1.45 | 1.59 + | Seychelles | Indian Ocean |
| | Yellowfin - whole | | 2.30 | 2.53 = | FOB | |
| | Skipjack - whole | | 1.35 | 1.48 + | Abidjan | Atlantic Ocean |
| | Yellowfin - whole | > 10 kg | 2.50 | 2.75 = | ex-vessel | |
| | Skipjack - whole | 1.8-3.4 kg/pc | 1.50 | 1.65 - | Spain CFR | Various origins |
| | Yellowfin - whole | > 10 kg | 2.55 | 2.80 = | | |
| | Skipjack | > 1.8 kg/pc | 1.36 | 1.50 | Tunisia CFR | Seychelles (/ ex-vessel) |
| | Yellowfin - pre-cooked loins | double cleaned | 8.00 | 8.80 | Europe CFR | India |
| | | single cleaned | 8.00 | 8.80 | | |
| | Skipjack - pre-cooked loins | | 5.91 | 6.50 | | |
| | Skipjack - cooked & cleaned loins - vacuum packed | double cleaned | 5.23 | 5.75 - | | various origins |
| for direct consumption | Albacore - whole, gutted | < 15 kg/pc | 7.50 | 8.24 + | Spain wholesale | Atlantic |
| | H&G | < 15 | 3.95 | 4.34 | FOB | |
| | Yellowfin or Bigeye- H&G | < 25 kg/pc | 3.95 | 4.34 | | |
| | | > 20 | 4.60 | 5.05 | | |
| | | 25-50 | 4.70 | 5.16 | | |
| | | 50-100 | 4.60 | 5.05 | | |
| | | > 100 | 4.50 | 4.95 | | |
| | Skipjack - cooked loins | single cleaned | 4.18 | 4.60 | | |
| | Bigeye - frozen loins | | 6.45 | 7.10 | | |
| | Bluefin - H&G, skin-on | > 20 kg/pc | 5.55 | 6.10 | | |
| | | > 100 | 5.35 | 5.88 | | |
| | Albacore, fresh | 4-7 kg/pc | 3.77 | 4.14 - | Italy CPT | Spain |
| | | 7-10 | 5.96 | 6.55 - | | |
| | | 9-12 | 4.55 | 5.00 | | |
| | | | 6.54 | 7.19 | | Italy |
| Bluefin, fresh | 10-20 kg/pc | 10.14 | 11.15 | | | |
| | 20-30 | 10.33 | 11.35 | | | |
| | 30-50 | 10.52 | 11.56 | | | |
| | > 50 | 10.00 | 10.99 | | | |
| Yellowfin, fresh, gutted | 20-30 kg/pc | 10.72 | 11.78 | | | |
| | 30-50 | 10.25 | 11.26 | | | |
| | > 50 kg/pc | 14.57 | 16.01 | | | |
| | | 11.07 | 12.16 | | | |
| Bigeye, fresh | 10-20 kg/pc | 4.50 | 4.95 - | | | |
| | 30-50 | 4.90 | 5.38 | | | |
| Yellowfin Loins whole, bulk frozen | 30-40 kg/pc | 8.00 | 8.80 - | United States of America CIF | Mexico | |
| | 40-50 | 8.71 | 9.58 + | | | |
| Atlantic bonito/Bonite à dos rayé/ Bonito del Atlántico <i>Sarda sarda</i> | IQF, frozen at land, whole | 2-2.5 kg/pc | 2.68 | 2.95 | Spain FOB | Morocco |
| | | 2.5-3 | 2.79 | 3.07 | | |
| | | > 3 | 2.90 | 3.19 | | |
| Swordfish/Espadon/ Pez espada <i>Xiphias gladius</i> | Fresh - whole | < 12 kg/pc | 3.00 | 3.30 | wholesale | Atlantic Ocean |
| | | > 25 | 24.00 | 26.37 | | |
| | | average | 16.00 | 17.58 | | |
| | whole | < 12 kg/pc | 3.50 | 3.85 = | | |
| | | > 25 | 20.00 | 21.98 + | | |
| | | average | 9.75 | 10.71 + | | |
| | H&G, skin-on | < 10 kg/pc | 4.25 | 4.67 | FOB | |
| | | 10-30 | 4.45 | 4.89 | | |
| | | 30-50 | 5.75 | 6.32 | | |
| | | 50-70 | 5.65 | 6.21 | | |
| | 70-100 | 5.55 | 6.10 | | | |
| | 100-175 | 5.45 | 5.99 | | | |
| | > 175 | 4.95 | 5.44 | | | |
| Fresh - whole | | 9.91 | 10.89 - | Italy CPT | | |
| Fresh - slice | | 9.88 | 10.86 + | | | |
| Fresh - slice, with bone, yellow | | 8.74 | 9.60 | | | |
| Fresh - whole | | 12.00 | 13.19 | France wholesale | | |
| Frozen - fillet, vacuum | | 9.00 | 9.89 | | Spain | |



| Fish Species Trade Name | Product Form | Grading | Price per kg | | Reference & Area | Origin | | | |
|---|---------------------------------|--------------|------------------|------------------|---------------------|---------------------------------|-----------------|-------------|--------|
| | | | EUR | USD | | | | | |
| SMALL PELAGICS | | | | | | September 2024 | | | |
| Mackerel/Maquereau/ Caballa <i>Scomber scombrus</i> | Fresh - whole | 4-6 pc/kg | | 3.19 | 3.51 - | Italy CPT | France | | |
| | Fresh - whole | | | 3.20 | 3.52 | | | | |
| | Fresh - fillet, butterfly cut | | | 5.39 | 5.92 - | | | | |
| | Fresh | | | 3.50 | 3.85 | | | | |
| | Fresh | Small | | 1.00 | 1.10 - | Spain wholesale | Spain | | |
| | | | Large | | 6.00 | | | 6.59 - | |
| | | | Average | | 3.50 | | | 3.85 = | |
| | | IQF Whole | 2-3 pc/kg | | 2.10 | | | 2.31 | FOB |
| | | | 4-6 | | 1.10 | | | 1.21 | |
| | | | 8-12 | | 1.09 | | | 1.20 | |
| Blockfrozen | 300-500 g/pc | | 2.10 | 2.31 | | | | | |
| | IQF, Fillets 10% glaze | 150-250 | | 3.50 | 3.85 | | | | |
| | IQF, H&G, 8-10% glaze | 250-350 g/pc | | 1.75 | 1.92 | | | | |
| Fresh whole | > 600 g/pc | | NOK 33.84 | 2.90 3.20 - | Norway export price | Norway | | | |
| | | | NOK 31.32 | 2.68 2.96 - | | | | | |
| | | | NOK 19.50 | 1.67 1.84 = | | | | | |
| Scomber colias | fillets whole | 200 g/pc | | GBP 18.75 | 22.59 25.00 | United Kingdom retail | UK | | |
| | | 1 kg/pc | | GBP 6.95 | 8.37 9.27 | | | | |
| | IQF, whole | 4-6 pc/kg | 8-10 | | 1.16 | 1.27 | Spain FOB | Morocco | |
| | | | 16-20 | | 0.85 | 0.93 | | | |
| | | | 3-6 | | 1.28 | 1.41 | | | |
| | | | Fillets | 100-200 g/pc | | 3.65 | | | 4.01 |
| | IQF, 2 percent glazing | 80-120 g/pc | | 3.15 | 3.46 | | | | |
| | IQF, wrapped | > 1 kg | | 1.65 | 1.81 | | Namibia | | |
| Horse Mackerel/ Chincard/ Jurel <i>Trachurus spp</i> | Whole | > 24 cm/pc | | 1.23 | 1.35 | Morocco FOB for European market | Morocco | | |
| | Fresh | Small | | 0.50 | 0.55 + | Spain wholesale | Spain | | |
| | | | Large | | 6.00 | | | 6.59 + | |
| | | | Average | | 2.30 | | | 2.53 + | |
| | IQF | 100-300 g/pc | | 0.95 | 1.04 | FOB | Morocco/ Guinea | | |
| | | | Blockfrozen | 200-300 | | | | 1.20 | 1.32 - |
| | | | | 300-600 | | | | 2.18 | 2.40 |
| | | | | 500-800 | | | | 2.39 | 2.63 |
| | | | | 700-1200 | | | | 1.55 | 1.70 |
| | | 300-450 | | 1.58 | 1.74 | | | | |
| | IQF | 2-3 pc/kg | 1-3 | | 1.75 | 1.92 | Spain | | |
| | | | 2-4 | | 2.25 | 2.47 | | | |
| 3-5 | | | | 1.55 | 1.70 | | | | |
| 4-6 | | | | 1.58 | 1.74 | | | | |
| 5-9 | | | | 1.48 | 1.63 | | | | |
| 10-16 | | | | 1.15 | 1.26 | | | | |
| 16-20 | | | | 1.08 | 1.19 | | | | |
| 28-35 | | | | 0.98 | 1.08 | | | | |
| Whole | 2-4 pc/kg | | | 0.91 1.10 | Egypt CIF | Yemen | | | |
| | | | | 0.91 1.10 | | | | | |
| | | | | 0.91 1.10 | | | | | |
| Chub mackerel/Maquereau español/ Estornino <i>Scomber japonicus</i> | Block frozen | 8-14 pc/kg | | 0.82 | 0.90 | Spain FOB | Morocco | | |
| | | > 500 g/pc | | 1.18 1.43 | | | Peru | | |
| | Fillets, skin-on | 50-150 g/pc | | 2.27 2.75 | Netherlands CIF | Ecuador | | | |
| | Whole | 2-4 pc/kg | | | 0.79 0.95 | Egypt CIF | Yemen | | |
| | | | | 0.79 0.95 | | | | | |
| | | | | 0.83 1.00 | | | | | |
| Herring/Hareng/Arenque <i>Clupeidae</i> | Fresh - fillets | | | 4.29 | 4.71 | Italy CPT | Denmark | | |
| | Salted - fillets | | | 3.20 | 3.52 = | France wholesale | Europe | | |
| | | | | 6.30 | 6.92 | | France | | |
| | | | | 11.00 | 12.09 | | | | |
| | Smoked - fillets | | | 11.00 | 12.09 | | | | |
| | Smoked - fillets, vacuum packed | | | 10.00 | 10.99 | | | | |
| | Fresh whole | | | NOK 9.27 | 0.79 0.88 = | Norway export price | Norway | | |
| | | | NOK 12.97 | 1.11 1.23 + | | | | | |
| | | | NOK 17.23 | 1.48 1.63 + | | | | | |
| fillet | | | 70-100 g/pc | PLN 1.69 | 0.39 0.43 | Poland FOB | Baltic | | |



| Fish Species Trade Name | Product Form | Grading | Price per kg | | Reference & Area | Origin | |
|---|------------------------|--------------|--------------|--------------------|---------------------------------|------------------------------|------------|
| | | | EUR | USD | | | |
| SMALL PELAGICS (cont.) | | | | | | September 2024 | |
| Sardine/Sardine/Sardina <i>Sardina pilchardus</i> | Fresh - whole | | 1.84 | 2.02 + | Italy CPT | Morocco | |
| | Frozen - whole | | 1.64 | 1.80 + | | | |
| | Fresh - fillet | | 5.22 | 5.74 + | | | |
| | Block, whole | IQF | 12-16 cm/pc | 1.23 | 1.35 | Spain FOB | |
| | | | 13-18 | 1.20 | 1.32 | | |
| | | | 8-16 pc/kg | 1.25 | 1.37 | | |
| | | | 8-14 | 1.15 | 1.26 | | |
| | | | 18-25 | 1.29 | 1.42 | | |
| | | | 22-28 | 1.38 | 1.52 | | |
| | Fillets, butterfly cut | 30-50 g/pc | 2.95 | 3.24 - | wholesale | | |
| Fresh | | 3.00 | 3.30 + | | | | |
| whole | | GBP 6.89 | 8.30 9.19 | United Kingdom | Portugal | | |
| Fillets | | GBP 7.95 | 9.58 10.60 | retail | | | |
| Fresh - whole | | 3.00 | 3.30 - | France - wholesale | France | | |
| Fresh - butterfly cut | | 9.00 | 9.89 | | | | |
| Anchovy/Anchois/ Boquerón <i>Engraulis encrasicolus</i> | Fresh | | 3.50 | 3.85 | Italy CPT wholesale | Italy | |
| | Fresh | 71-100 pc/kg | 5.00 | 5.49 + | | | |
| | Fresh | > 100 | 2.55 | 2.80 - | | | |
| | Fresh | | | 2.80 | 3.08 - | Spain - wholesale | France |
| | | | | 2.20 | 2.42 + | | Italy |
| | | | | 4.20 | 4.62 + | | Spain |
| | Fresh Blockfrozen | | 30-32 pc/kg | 1.95 | 2.14 | FOB | |
| | | | 41-45 | 2.20 | 2.42 | | |
| | | | 46-50 | 2.20 | 2.42 | | |
| | | | 50-55 | 1.95 | 2.14 | | |
| IQF, fillets | | 40-70 g/pc | 1.95 | 2.14 | | | |
| | | | 4.35 | 4.78 | | | Morocco |
| CEPHALOPODS | | | | | | September 2024 | |
| Squid/Encornet/Calamar <i>Loligo spp.</i> | Whole | S (< 18 cm) | 6.50 | 7.14 - | Italy CIF | South Africa | |
| | | M (18-25) | 7.50 | 8.24 - | | | |
| | | L (25-30) | 8.50 | 9.34 - | | | |
| | | XL (>30) | 8.50 | 9.34 - | | | |
| | Fresh - whole | Grade A | 100-300 g/pc | 13.21 | 14.52 - | CPT | Croatia |
| | | | 300-500 | 17.21 | 18.91 | | |
| | | | 400-600 | 13.94 | 15.32 - | | |
| | | | 500-1000 | 17.13 | 18.82 | wholesale | Morocco |
| | | | 100-300 g/pc | 16.00 | 17.58 - | | |
| | | | 300-500 | 18.50 | 20.33 + | | |
| Fresh - whole | Medium | < 3 pc/kg | 7.36 | 8.10 | Portugal/Italy CIF | Yemen | |
| | | 3-6 | 6.91 | 7.60 | | | |
| | | 6-10 | 5.41 | 5.95 | | | |
| | | 10-20 | 5.41 | 5.95 | | | |
| Frozen | Medium | Small | 16.20 | 17.80 = | France - wholesale | France | |
| | | Medium | 15.50 | 17.03 - | | | |
| IQF, glazed cut, no wings, tentacles | | | 200-300 g/pc | 10.80 | 11.87 - | Spain - wholesale | Spain |
| | | | small | 6.70 | 7.36 | Mauritania FOB | Mauritania |
| | | | medium | 8.50 | 9.34 | | |
| | | | big | 8.70 | 9.56 | | |
| | | | very big | 8.70 | 9.56 | | |
| Whole | | < 10 cm/pc | 2.14 | 2.35 | United States of America CIF | India | |
| | | | 2.59 | 2.85 | | | |
| Tubes, skin-on Tubes, skinless | | 9-12 | 2.28 | 2.51 | Spain FOB | Argentina | |
| | | | 3.29 | 3.62 | | | |
| | | | 6.70 | 7.36 | | | |
| Whole | | 15-18 cm/pc | 7.20 | 7.91 | Italy CPT | Argentina | |
| | | | 18-22 | 3.60 | | | 3.96 |
| | | | 20-24 | 3.98 | | | 4.37 + |
| | | | 22-26 | 3.98 | | | 4.37 + |
| | | M | 3.75 | 4.12 | | | |
| | | S | 4.51 | 4.96 + | | | |
| 100-200 g/pc | | | 4.50 | 4.95 ^ | CIF | | |
| | | | 3.98 | 4.37 | | | |
| Whole | | 1 | 4.50 | 4.95 + | Spain wholesale | Falkland/Malvinas Islands | |
| | | | 2 | 4.50 | | | 4.95 + |
| | | | 3 | 4.50 | | | 4.95 + |
| | | | 4 | 4.50 | | | 4.95 + |
| 200-300 g/pc 300-400 | | | 3.55 | 3.90 - | Argentina FOB | Argentina | |
| | | | 3.27 | 3.60 | | | |
| Whole, round | | 200-300 g/pc | 3.91 | 4.30 | Uruguay FOB | Uruguay | |
| | | | 300-400 | 4.36 | | | 4.80 |
| | | | > 500 | 2.86 | | | 3.15 |



| Fish Species Trade Name | Product Form | Grading | Price per kg | | Reference & Area | Origin | |
|--|--------------------------------|------------------------|--------------|---------|------------------------------|------------------------------|------------------------------|
| | | | EUR | USD | | | |
| CEPHALOPODS (cont.) | | | | | | | |
| | | | | | | September 2024 | |
| Squid/Encornet/Calamar <i>Illex illecebrosus</i> <i>Loligo duvauceli</i> <i>Todarodes sagittatus</i> <i>Uroteuthis duvauceli</i> <i>Doryteuthis pealeii</i> <i>Doryteuthis opalescens</i> <i>Dosidicus gigas</i> | Blockfrozen | 9-16 cm/pc | 2.38 | 2.62 | Spain FOB | Spain | |
| | | 11-14 | 2.85 | 3.13 | | | |
| | | 165-335 g/pc | 2.57 | 2.82 | | | |
| | | 200-350 | 1.65 | 1.81 | | | |
| | <i>Loligo duvauceli</i> | Blockfrozen | 3-6 pc/kg | 8.15 | | 8.96 | Yemen |
| | | | 6-10 | 6.98 | | 7.67 | |
| | | | 10-20 | 5.45 | | 5.99 | |
| | <i>Todarodes sagittatus</i> | Block, frozen on board | > 20 cm/pc | 2.15 | | 2.36 | Mauritania |
| | | | 9-14 cm/pc | 2.10 | | 2.31 | |
| | | | 12-18 | 1.95 | | 2.14 | |
| 25-30 | | | 2.25 | 2.47 | | | |
| <i>Uroteuthis duvauceli</i> <i>Doryteuthis pealeii</i> <i>Doryteuthis opalescens</i> <i>Dosidicus gigas</i> | Whole | | 8.00 | 8.79 - | wholesale | India | |
| | | | 8.50 | 9.34 | | | |
| | | | 5.75 | 6.32 | | | |
| <i>Dosidicus gigas</i> | Whole | 1-2 kg | 2.27 | 2.50 | United States of America CIF | Panama | |
| | | | | | | | |
| | | | | | | | |
| Octopus/Poulpe/Pulpo <i>Octopus vulgaris</i> | Sushi slice 100% net weight | 7 g/pc | 15.00 | 16.50 = | Europe CFR | Indonesia | |
| | | 9 | 15.45 | 17.00 = | | | |
| | | boiled cut | 8.45 | 9.30 = | | | |
| | Flower type 90% net weight | 1-2 kg/pc | 5.45 | 6.00 = | | | |
| | | >2 | 6.82 | 7.50 = | | | |
| | Fresh | 1-2 | | 13.33 | 14.65 + | Italy CPT | Italy |
| | | | | 12.35 | 13.57 + | | |
| | | | | 12.74 | 13.99 = | | |
| | | | | 10.53 | 11.57 - | | |
| | | | | 10.71 | 11.77 + | | |
| | | | | 10.06 | 11.05 + | | |
| | | | | 8.88 | 9.76 + | | |
| | Fresh | 250-500 g/pc | T6 | 14.50 | 15.93 | wholesale | |
| | | | T6 | 12.50 | 13.74 | | |
| | Frozen | T3 | | 12.80 | 14.07 | United States of America CIF | |
| | | | | 16.65 | 18.30 | | |
| | | | | 11.75 | 12.91 | | |
| | | | | 9.55 | 10.49 | | |
| | | | | 8.25 | 9.07 | | |
| | | | | 7.95 | 8.74 | | |
| | | | | 7.50 | 8.24 | | |
| | | | | 7.20 | 7.91 | | |
| | Uncleaned | T1 | | 5.95 | 6.54 | Spain FOB | Mauritania/Senegal Guinea |
| | | | | 9.75 | 10.71 | | |
| | | | | 8.77 | 9.64 | | |
| | | | | 8.15 | 8.96 | | |
| | | | | 7.75 | 8.52 | | |
| | Frozen on board | T1 | | 12.25 | 13.46 | CIF | |
| | | | | 10.75 | 11.81 | | |
| | | | | 9.75 | 10.71 | | |
| | | | 8.75 | 9.62 | | | |
| | | | 7.75 | 8.52 | | | |
| Frozen, Galizian style | | | 18.00 | 19.78 | wholesale | | |
| | | | 6.00 | 6.59 | | | |
| Frozen | | | 6.25 | 6.87 | | Thailand | |
| | | | | | | | |
| Gutted block | 300-500 g/pc | 500-1000 | 5.82 | 6.40 | Italy/Portugal Spain CIF | Yemen | |
| | | 1000-2000 | 5.82 | 6.40 | | | |
| | | 300-500 g/pc | 7.27 | 8.00 | | | |
| Flower | 500-1000 | | 7.27 | 8.00 | | | |
| | | | 7.27 | 8.00 | | | |
| | | | 7.27 | 8.00 | | | |
| Fresh | | | 11.80 | 12.97 - | France wholesale | Europe | |
| | | | 13.50 | 14.84 | | | |
| <i>Eledone moschata</i> <i>Eledone cirrhosa</i> | Fresh - whole | Mixed | 4.45 | 4.89 + | Italy CPT | Croatia | |
| | | | | | | | |
| <i>Eledone cirrhosa</i> | Cleaned, block, 10% glazing | 100-300 g/pc | 3.45 | 3.79 | Spain FOB | Spain | |
| | | 300-600 | 3.50 | 3.85 | | | |



| Fish Species Trade Name | Product Form | Grading | Price per kg | | Reference & Area | Origin | |
|--|---|---------------|--------------|--------------------|----------------------------------|-----------------------|------------|
| | | | EUR | USD | | | |
| CEPHALOPODS (cont.) | | | | | | September 2024 | |
| Cuttlefish/Seiche/ Sepia <i>Sepia spp.</i> | Frozen at land- whole block Grade A | 100-200 g/pc | 4.55 | 5.00 | Egypt/Morocco CIF Malaysia | Yemen | |
| | | 200-300 | 4.55 | 5.00 | | | |
| | | 300-500 | 4.55 | 5.00 | | | |
| | | 500-1000 | 4.55 | 5.00 | | | |
| | | > 1000 | 4.55 | 5.00 | | | |
| | FAS - whole block | 100-200 g/pc | 4.05 | 4.45 | Portugal/Greece Spain CIF | | |
| | | 200-300 g/pc | 4.69 | 5.16 | | | |
| | | 300-500 | 4.87 | 5.36 | | | |
| | | > 500 | 5.05 | 5.56 | | | |
| | not cleaned | 0.3-0.6 kg/pc | 0.6-0.9 | 5.15 | 5.66 | Spain FOB | Morocco |
| | | | 0.9-1.2 | 4.85 | 5.33 | | |
| | | | small | 3.60 | 3.96 | | |
| | | | medium | 3.80 | 4.18 | Mauritania FOB | Mauritania |
| | | | big | 4.10 | 4.51 | | |
| | | | | | | | |
| Block frozen, cleaned 10 percent glaze | 100-200 g/pc | 200-400 | 5.55 | 6.10 | Spain FOB | Senegal/Morocco | |
| | | 400-600 | 7.25 | 7.97 | | | |
| | | 600-900 | 8.25 | 9.07 + | | | |
| Frozen | | 6.50 | 7.14 | wholesale | Morocco | | |
| Fresh | | 10.00 | 10.99 | | | | |
| Frozen | | 18.50 | 20.33 = | France - wholesale | France | | |
| Frozen | | 6.50 | 7.14 = | | | | |
| Fresh | | 9.57 | 10.52 | Italy CPT | Spain Morocco | | |
| | 100-200 g/pc | 6.41 | 7.04 - | | | | |
| | < 100 | 7.91 | 8.69 + | | | | |
| | 100-300 | 6.88 | 7.57 - | | | | |
| | 300-500 | 8.40 | 9.23 + | | | | |
| | 500-1000 | 9.11 | 10.01 | | | | |
| | Large | 18.00 | 19.78 + | | | | |
| | Medium | 13.00 | 14.29 = | wholesale | Italy Croatia | | |
| CRUSTACEANS | | | | | | September 2024 | |
| Whiteleg shrimp/ Crevette pattes blanches/Camarón patiblanco <i>Penaeus vannamei</i> | PD, chemical treatment 100% net weight treated with non-phosphate | 31-40 pc/lb | 7.95 | 8.75 + | Europe CFR | Indonesia | |
| | | 41-50 | 7.05 | 7.75 + | | | |
| | | 51-60 | 6.86 | 7.55 + | | | |
| | | 61-70 | 6.68 | 7.35 + | | | |
| | | 71-90 | 6.50 | 7.15 = | | | |
| | | 91-120 | 6.36 | 7.00 = | | | |
| | tails | 21-25 pc/kg | 26-30 | 7.11 | 7.81 + | Italy CPT | Ecuador |
| | | | 31-40 | 6.74 | 7.41 + | | |
| | | | 41-50 | 6.73 | 7.39 = | | |
| | | | 51-60 | 6.08 | 6.68 - | | |
| | | | 61-70 | 5.78 | 6.35 - | | |
| | | | 61-70 | 5.53 | 6.08 - | | |
| | peeled and deveined, 25% glazing | 21-25 pc/kg | 26-30 | 9.75 | 10.71 | | |
| | | | 31-35 | 9.20 | 10.11 + | | |
| | | | 36-40 | 8.71 | 9.57 + | | |
| 41-50 | | | 8.01 | 8.80 - | | | |
| 51-60 | | | 8.50 | 9.34 + | | | |
| 51-60 | | | 7.91 | 8.69 | | | |
| Head-on | 26-30 pc/kg | GBP 16.95 | 20.42 | 22.60 | United Kingdom retail | Viet Nam | |
| | 20-30 pc/kg | GBP 18.25 | 21.99 | 24.33 | | | |
| Frozen headon, shellon, 25% glaze | 16-20 pc/kg | 20-30 | 5.90 | 6.48 | Spain wholesale FOB CIF | Ecuador | |
| | | 30-40 | 6.85 | 7.53 | | | |
| | | 40-50 | 6.10 | 6.70 | | | |
| | | 50-60 | 5.55 | 6.10 | | | |
| | | 50-60 | 5.30 | 5.82 | | | |
| frozen, headless | 30-40 pc/kg | 40-50 | 5.25 | 5.77 | United States of America CIF | Peru Ecuador | |
| | | 50-60 | 11.52 | 12.68 | | | |
| | | 50-60 | 4.45 | 4.90 | | | |
| P&D | 16-20 pc/lb | 20-30 | 3.82 | 4.20 | | | |
| | | 20-30 | 7.85 | 8.63 | | | |
| Peeled and cooked | 51-60 | 20-30 | 10.00 | 11.00 | | Viet Nam | |
| | | 51-60 | 10.45 | 11.50 | | | |



| Fish Species Trade Name | Product Form | Grading | Price per kg | | Reference & Area | Origin | | |
|--|--|------------------|--------------|------------------------------|-------------------------------------|--------------------------------|-----------|---------|
| | | | EUR | USD | | | | |
| CRUSTACEANS (cont.) | | | | | | | | |
| | | | | | | September 2024 | | |
| Argentine red shrimp/ Salicoque rouge d'Argentine/ Camarón langostín argentino <i>Pleoticus muelleri</i> | Head-on, shell-on | 10-20 pc/kg | 8.90 | 9.78 - | Spain EXW | Argentina | | |
| | | 20-30 | 6.90 | 7.58 - | | | | |
| | | 30-40 | 6.30 | 6.92 - | | | | |
| | | 40-60 | 6.10 | 6.70 - | | | | |
| | frozen on board | 10-20 pc/kg | 7.50 | 8.24 | FOB | | | |
| | | 20-30 | 6.50 | 7.14 | | | | |
| | Tails, easy peel, 20% glazing | 31-50 | 9.45 | 10.38 | CFR | China | | |
| | | 13-15 pc/kg | 11.15 | 12.25 | CIF | | | |
| | | 16-20 | 10.90 | 11.98 | | | | |
| | | 30-55 | 7.73 | 8.50 | Argentina FOB | | Argentina | |
| | 56-100 | 7.25 | 7.98 | | | | | |
| | L1 | 8.75 | 9.62 | | | | | |
| | Peeled, undeveined | 40-70 | 10.73 | 11.80 | United States of America CIF | | | |
| | | 70-90 | 10.73 | 11.80 | | | | |
| 16-20 pc/lb | | 8.81 | 9.69 | | | | | |
| 20-30 | | 11.82 | 13.00 | | | | | |
| Headless, shell-on | 26-30 | 8.35 | 9.19 | | | | | |
| | 40-70 | 14.34 | 15.76 | | | | | |
| Head-on, shell-on | L1 | 5.45 | 6.00 | | | | | |
| | L3 | 4.91 | 5.40 | | | | | |
| Peeled | C1 | 10.91 | 12.00 | | | | | |
| Headless, shell-on | C1 | 8.64 | 9.50 | | | | | |
| Giant tiger prawn/ Crevette tigrée/ Langostino tigre <i>Penaeus monodon</i> | Farmed, organic, cooked | 20-30 pc/kg | 31.00 | 34.07 = | France wholesale | Madagascar | | |
| | | 30-40 | 28.00 | 30.77 = | | | | |
| | | 40-50 | 25.00 | 27.47 = | | | | |
| | Raw peeled and deveined, 20 percent glazing | 6-8 pc/lb | 16.25 | 17.86 | Spain FOB | Bangladesh/ Viet Nam/ India | | |
| | | 8-12 | 9.45 | 10.38 | | | | |
| | | 13-15 | 8.15 | 8.96 | | | | |
| 16-20 | | 7.05 | 7.75 | | | | | |
| Head-on | 8-12 pc/lb | GBP 33.75 | 40.66 45.00 | United Kingdom retail | Bangladesh | | | |
| Norway lobster/ Langoustine/Cigala <i>Nephrops norvegicus</i> | IQF whole | 0-5 pc/kg | 31.00 | 34.07 | Spain FOB | Spain | | |
| | | 5-10 | 27.50 | 30.22 | | | | |
| | | 10-15 | 22.95 | 25.22 | | | | |
| | | 15-20 | 17.85 | 19.62 | | | | |
| | | 20-30 | 12.75 | 14.01 | | | | |
| | | 30-40 | 7.65 | 8.41 | | | | |
| | male | 40-50 | 5.25 | 5.77 | | | | |
| | | 2-4 pc/kg | 41.00 | 45.05 | | | | |
| | | 4-7 | 31.65 | 34.78 | | | | |
| | IQF whole | 7-9 | 31.45 | 34.56 | wholesale | Denmark | | |
| | | | | | | | | |
| | Fresh | | 40.00 | 43.96 + | | | | |
| | Frozen, tails | | 16.00 | 17.58 = | | | | |
| | Fresh | 5-16 pc/kg | 31.00 | 34.07 = | France wholesale | | | |
| 16-20 | | 22.00 | 24.18 = | | | | | |
| 20-30 | | 17.00 | 18.68 = | | | | | |
| 30-40 | | 13.00 | 14.29 = | | | | | |
| 20-40 pc/kg | | 22.00 | 24.18 | | | | | |
| Cooked | Whole, 30 percent glazing | 11-15 | 13.22 | 14.53 | Italy CIF CPT | | | |
| | Fresh | 6-9 pc/kg | 24.75 | 27.20 = | | | | |
| | | 8-12 | 23.40 | 25.71 | | | | |
| | | 11-15 | 17.90 | 19.67 + | | | | |
| | | 16-20 | 10.88 | 11.96 - | | | | |
| | | 21-30 | 8.23 | 9.05 - | | | | |
| | | 31-40 | 5.19 | 5.71 - | | | | |
| | Frozen | 41-50 | 5.70 | 6.26 | | | | |
| | | 16-20 pc/kg | 18.90 | 20.77 | | | wholesale | Ireland |
| | | | | | | | | |
| | | | | | | | | |
| | | | | | | | | |
| Andaman lobster/Langoustine Andamane/Cigala de Andamán <i>Metanephrops andamanicus</i> | IQF | 6-10 pc/kg | 34.95 | 38.41 | Spain FOB | Mozambique | | |
| | | 11-15 | 30.50 | 33.52 | | | | |
| | | 16-20 | 23.95 | 26.32 | | | | |
| European lobster/ Homard européen/ Bogavante <i>Homarus gammarus</i> | Live - bulk | 400-600 g/pc | 26.00 | 28.57 = | France wholesale | Ireland | | |
| | | 400-600 | 26.00 | 28.57 - | | | | |
| | | 700-1000 | 82.00 | 90.11 | | | | |
| | Live | 400-600 gpc | 21.23 | 23.33 - | Italy CPT | Europe | | |
| | | 600-800 | 26.19 | 28.78 + | | | | |
| | | 800-1000 | 21.63 | 23.77 - | | | | |
| > 1000 | | 26.11 | 28.69 - | | | | | |
| > 2000 | 26.52 | 29.14 - | | | | | | |



| Fish Species Trade Name | Product Form | Grading | Price per kg | | Reference & Area | Origin |
|--|---------------------------------|--|--------------|---------------------------------|--|------------------------------|
| | | | EUR | USD | | |
| CRUSTACEANS (cont.) | | | | | | |
| | | | | | | September 2024 |
| American lobster/ Homard américain/ Langosta americana <i>Homarus americanus</i> | Live | 400-600 g/pc | 23.00 | 25.27 = | France wholesale | Canada |
| | | < 3 kg/pc 3-5 | 19.99 | 21.97 + | Italy CPT | United States of America |
| | | | 30.30 | 33.30 | wholesale | |
| | | | 29.00 | 31.87 | | United Kingdom retail |
| | 500-600 g/pc 1000 | no quote | | | | |
| | Whole | 350-400 g/pc | 15.73 | 17.31 | United States of America CIF | |
| 400-450 | | 15.73 | 17.31 | | | |
| Meat, minced | | 1.80 | 1.98 | | | |
| Tails | | 6-7 oz/pc | 44.09 | 48.50 | | |
| | 7-8 | 44.09 | 48.50 | | | |
| Scalloped spiny lobster/ Langouste festonnée/ Langosta festoneada <i>Panulirus homarus</i> | Whole | 70-100 g/pc | 11.36 | 12.50 | Taiwan (Province of China)/ Saudi Arabia CIF | Yemen |
| | | 100-150 | 14.55 | 16.00 | | |
| | | 150-200 | 17.27 | 19.00 | | |
| | | > 200 | 19.73 | 21.70 | | |
| | Whole | 70-100 g/pc | 13.64 | 15.00 = | Italy CIF | Yemen |
| | | 100-150 | 15.45 | 17.00 = | | |
| | | 150-200 | 16.82 | 18.50 = | | |
| | | 200-300 | 20.00 | 22.00 + | | |
| | Fresh | > 300 | 20.45 | 22.50 + | Spain wholesale | Cuba |
| | | Frozen | 30.00 | 32.97 | | |
| Tails | | 23.00 | 25.27 | United States of America CIF | Spain | |
| | Whole | 50.00 | 54.95 | | | |
| Arabian whip lobster/ Langouste fouet arabe/ Langosta de fusta arabica <i>Puerulus sewelli</i> | | SS | 13.64 | 15.00 | Italy CIF | Yemen |
| | | S | 16.36 | 18.00 | | |
| | | M | 18.18 | 20.00 | | |
| | | L | 20.00 | 22.00 | | |
| Edible crab/Tourteau/ Buey de mar <i>Cancer pagurus</i> | Live, bulk | T2 (13-16 cm) | 6.48 | 7.12 | France auction wholesale | France |
| | | 500-700 g/pc > 1000 | 9.50 | 10.44 = | | |
| | Fresh | | 10.00 | 10.99 = | Italy CPT | United Kingdom |
| | | Claws | 11.77 | 12.93 + | | |
| Blue swimming crab Étrille bleue Jaiba azul <i>Portunus pelagicus</i> | Whole | 5-7 pc/kg | 3.50 | 3.85 | France CIF | Yemen |
| | | 50-100 | 3.50 | 3.85 | | |
| | | 100-300 | 3.14 | 3.45 | | |
| | | 100-300 pc/kg | 2.86 | 3.15 | Italy CIF | |
| | | | | | | |
| Snow crab/ Crabes des neiges/ Cangrejo de las nieves <i>Chionoecetes opilio</i> | Legs, parts, shoulders | | 12.53 | 13.78 | United States of America CIF | Canada |
| | | 8-10 oz/pc > 10 | 18.54 | 20.39 | | |
| | Clusters | | 20.04 | 22.05 | | |
| | | | 12.53 | 13.78 | | |
| | | | 29.06 | 31.97 | | |
| Southern king crab/ Crabe royal de Patagonie Centolla patagónica <i>Lithodes santolla</i> | Legs, Claws | S | 42.78 | 47.06 | | Argentina |
| | | M | 43.83 | 48.21 | | |
| | | L | 44.87 | 49.36 | | |
| | | | 16.36 | 18.00 | | |
| | | | | | | September 2024 |
| BIVALVES | | | | | | |
| Oyster/Huître/Ostra <i>Crassostrea gigas</i> <i>Ostrea edulis</i> | Live | 60-100 g/pc | 11.40 | 12.53 | Spain CIF | Netherlands |
| | | 80-95 g/pc | 17.36 | 19.08 | | |
| | | 95-110 | 18.50 | 20.33 | | |
| | | G2 (100 units) M3 (100 units) N3 | 18.60 | 20.44 = | France wholesale | France |
| | | | #### | 131.87 | | |
| | | | #### | 131.87 | | |
| Mussel/Moule/Mejillón <i>Mytilus edulis</i> <i>Mytilus galloprovincialis</i> | Live - Bottom mussel | Bulk | 2.70 | 2.97 = | wholesale | Netherlands |
| | | | 2.90 | 3.19 = | | |
| | Live - Rope (bouchot) | 60-80 pc/kg | 4.00 | 4.40 = | France | France |
| | | | | | | |
| | Live | > 100 pc/kg | 6.17 | 6.78 - | retail | Italy |
| | | | 4.20 | 4.62 | | |
| | Live | | 3.02 | 3.32 + | Italy CPT wholesale | Sardinia Italy |
| | | | 2.90 | 3.19 | | |
| | | | 3.20 | 3.52 | | |
| | | | 4.90 | 5.38 | | |
| IQF - shell-off, 7 percent glazing | 200-300 pc/kg | | | CIF | Chile | |
| | | | | | | |
| | | | | | | |
| Mussel meat IQF, Half shell Whole, vacuum packed <i>Perna canaliculus</i> <i>Mytilus galloprovincialis</i> | 800 g pack, half shell Alive | | 2.65 | 2.91 | Spain CIF | |
| | | | 3.95 | 4.35 | | |
| | | | 1.95 | 2.15 | | |
| | | | | | | |
| Perna canaliculus <i>Mytilus galloprovincialis</i> | 800 g pack, half shell Alive | | GBP 19.90 | 23.98 | United Kingdom retail | New Zealand UK (Scotland) |
| | | | GBP 4.60 | 5.54 | | |



| Fish Species Trade Name | Product Form | Grading | Price per kg | | Reference & Area | Origin | |
|--|--|---------------|-----------------------|---------------------------------|---------------------------------|-----------------------|---------|
| | | | EUR | USD | | | |
| BIVALVES (cont.) | | | | | | September 2024 | |
| Razor shell/Couteau/ Navaja - <i>Solenidae</i> | Fresh | S | 10.50 | 11.54 | Spain CIF | Ireland | |
| | | | 18.50 | 20.33 | | Netherlands | |
| | Live, depurated | 10-12 cm/pc | 3.85 | 4.23 | wholesale | Europe | |
| | | | 1.75 | 1.92 | | Italy | |
| | | | 5.64 | 6.20 + | | Italy CPT | |
| Live | | 3.30 | 3.63 = | France wholesale | Imported | | |
| Great Atlantic scallop/ Coquille-St- Jacques/ Vieira <i>Pecten maximus</i> | Fresh, meat, roe-off | | 26.50 | 29.12 - | | France | |
| | | | Frozen, meat, roe-on | 43.00 | | | 47.25 - |
| | | | Frozen, meat, roe-off | 34.00 | | | 37.36 - |
| | IQF, whole | 3-5 pc/kg | 5.35 | 5.88 | Spain FOB | Spain | |
| | | 4-6 | 4.38 | 4.81 | | | |
| | Frozen, half shelf | 10-12 | 10.69 | 11.75 | wholesale | | |
| | Meat, 15% glazing | 20-24 | 22.85 | 25.11 | | | |
| | Meat, 20% glazing | 22-25 | 22.85 | 25.11 | | | |
| | Live | | 17.50 | 19.23 | | | |
| | Frozen - whole | | 3.30 | 3.63 = | Italy CPT | Imported | |
| | Fresh | | 5.30 | 5.82 + | United Kingdom retail | UK | |
| | Frozen, half shelf | | 9.04 | 9.93 - | | | |
| | Fresh, meat | 10-20 pc/kg | GBP 27.50 | 33.13 36.67 | United States of America CIF | Peru | |
| | Half shell, roe on | 10-20 pc/kg | 11.45 | 12.60 | | | |
| 20-30 | | 10.86 | 11.95 | | | | |
| | 30-40 | 10.09 | 11.10 | | | | |
| Japanese carpet shell/ Palourde japonaise/ Almeja japonesa <i>Ruditapes philippinarum</i> | Live | | 11.37 | 12.49 | Italy CPT | Italy | |
| | | | 7.50 | 8.24 | Spain wholesale | Spain | |
| SALMON | | | | | | September 2024 | |
| Atlantic salmon/ Saumon de l'Atlantique/ Salmón del Atlántico <i>Salmo salar</i> | Fresh - gutted, head-on | 2-3 kg/pc | 9.10 | 10.00 - | France wholesale | Norway | |
| | | 3-4 | 9.10 | 10.00 - | | | |
| | | 4-5 | 9.60 | 10.55 - | | | |
| | | 5-6 | 9.80 | 10.77 - | | | |
| | | 6-7 | 9.50 | 10.44 - | | | |
| | Fresh - label rouge | 2-3 kg/pc | 9.60 | 10.55 - | | Scotland | |
| | | frozen, wild | 2-3 | 12.10 13.30 - | | | |
| | Smoked - Fillet, vacuum reconstituted sides | 1-2 kg/pc | 40.00 | 43.96 | | EU | |
| | Fresh - Fillet | 3-4 kg/pc | 19.40 | 21.32 | | | |
| | reconstituted sides | 1-2 kg/pc | 39.00 | 42.86 | | | |
| | Fresh - gutted, head-on | 1-2 kg/pc | NOK 59.29 | 5.08 5.60 - | Norway FOB | Norway | |
| | | 2-3 | NOK 68.98 | 5.91 6.52 + | | | |
| | | 3-4 | NOK 73.42 | 6.29 6.94 + | | | |
| | | 4-5 | NOK 75.37 | 6.45 7.12 + | | | |
| | | 5-6 | NOK 78.06 | 6.68 7.38 + | | | |
| | | 6-7 | NOK 80.79 | 6.92 7.64 + | | | |
| | | 7-8 | NOK 78.10 | 6.69 7.38 + | | | |
| | | 8-9 | NOK 78.93 | 6.76 7.46 + | | | |
| | > 9 | NOK 78.75 | 6.74 7.44 + | | | | |
| | Fresh fillet | | 12.90 | 14.18 - | Spain wholesale | | |
| | Smoked fillet | | 24.00 | 26.37 = | | | |
| | Frozen | | 7.80 | 8.57 - | CIF | | |
| | Fillets, skin-on | 700-1000 g/pc | 11.60 | 12.75 | | | |
| 1000-1400 | | 11.95 | 13.13 | | | | |
| 1400-1800 | | 12.35 | 13.57 | | | | |
| 1800-2400 | | 12.60 | 13.85 | | | | |
| IQF, gutted, wild | 6-11 kg/pc | 6.45 | 7.09 | FOB | Iceland | | |
| fillets, block frozen | | 9.00 | 9.89 | United States of America CIF | Poland | | |
| gutted, head-on | 4-5 kg/pc | 8.75 | 9.62 | Tunisia CFR | Norway | | |
| Fresh - Whole - Superior | 1-2 kg/pc | 5.08 | 5.58 - | Italy CPT | | | |
| | 2-3 | 5.63 | 6.18 - | | | | |
| | 3-4 | 6.12 | 6.72 - | | | | |
| | 4-5 | 6.25 | 6.87 - | | | | |
| | 5-6 | 6.56 | 7.21 - | | | | |
| | 6-7 | 7.04 | 7.74 - | | | | |
| | 7-8 | 7.60 | 8.35 - | | | | |
| | 8-9 | 8.51 | 9.35 - | | | | |
| | 9-10 | 7.82 | 8.59 - | | | | |
| IQF portion, 10% glazing | 100-150 g/pc | 15.30 | 16.81 | | Denmark | | |



| Fish Species Trade Name | Product Form | Grading | Price per kg | | Reference & Area | Origin |
|--|---------------------------------|------------------------|----------------|----------------|------------------------------|-----------------------|
| | | | EUR | USD | | |
| SALMON (cont.) | | | | | | September 2024 |
| Chum salmon/Saumon chien/ Keta <i>Oncorhynchus keta</i> | H&G IQF | 4-6 lb/pc > 6 | 4.90 4.60 | 5.38 5.05 | Spain CIF | Canada |
| Pink salmon/Saumon rose Salmón rosado <i>Oncorhynchus gorbuscha</i> | Blockfrozen | 600-800 g/pc | 2.27 | 2.50 | Russian Extraction FOB | Europe |
| TROUT | | | | | | September 2024 |
| Rainbow trout/ Truite arc-en-ciel/ Trucha arco iris <i>Oncorhynchus mykiss</i> | Fresh - whole | | 7.90 | 8.68 = | France wholesale | France |
| | Fillet | | 11.20 | 12.31 | | |
| | Fillet, smoked | | 21.00 | 23.08 | | |
| | Whole, gutted, bulk | | 17.80 | 19.56 + | Retail | |
| | Fresh - whole | | 5.00 | 5.49 | Spain wholesale | Spain |
| | Fresh - fillets | | 5.90 | 6.48 | | |
| | Gutted, 10% glazing | 200-300 g/pc | 6.10 | 6.70 | CIF | Türkiye |
| | | 300-350 | 6.10 | 6.70 | | |
| | Fillets, 20% glazing | 80-120 | 6.65 | 7.31 | | |
| | Fresh - whole | | 6.00 | 6.59 = | Italy CPT | Italy |
| Fresh, Fillets - skin-on | | 11.00 | 12.09 + | | | |
| Fresh, Fillets - skinless | | 11.50 | 12.64 | | | |
| H&G | 300-500 g/pc | 4.67 | 5.13 | | | |
| Fresh, whole gutted | 600-800 g/pc 500 | GBP 12.50 GBP 10.50 | 15.06 12.65 | 16.67 14.00 | United Kingdom retail | Scotland |
| FRESHWATER FISH | | | | | | September 2024 |
| Arctic char/Omble-chevalier/ Trucha alpina <i>Salvelinus alpinus</i> | Fresh - whole | | 12.30 | 13.52 = | France wholesale | Europe |
| Nile perch/Perche du Nil/Perca del Nilo <i>Lates niloticus</i> | Fresh, whole | 2000-4000 n/pc | 4.64 | 5.10 | Italy FCA | Tanzania |
| | Fresh - fillets | | 5.91 | 6.49 | | |
| | | | 14.99 | 16.47 | | |
| | Fresh - fillets | | 8.10 | 8.90 | retail wholesale | |
| | Fillets | | 8.00 | 8.79 | Spain wholesale | |
| Fillets, skinless | 300-500 g/pc 500-1000 | 7.50 7.50 | 8.24 8.24 | CIF | | |
| Pike perch/Sandre/ Lucioperca <i>Sander lucioperca</i> | Fillet - skinless, PBI, IWP | 500-1000 g/pc | 5.86 | 6.45 | CFR | |
| | Fresh - whole | Average size | 9.00 | 9.89 - | France wholesale | Europe |
| | Fillet | | 12.00 | 13.19 | | |
| Nile Tilapia/Tilapia du Nil/Tilapia del Nilo <i>Oreochromis niloticus</i> | Fillet - skinless, 20% glazing | 70-140 g/pc | 4.40 | 4.84 | Spain CFR | China |
| | | 140-200 | 4.55 | 5.00 | | |
| | Gutted, scale-less, 20% glazing | 200-300 g/pc | 2.40 | 2.64 | | |
| | | 300-500 | 2.90 | 3.19 | | |
| | | 500-800 | 3.40 | 3.74 | | |
| | | > 800 | 3.45 | 3.79 | | |
| Pangasius <i>Pangasius hypophthalmus</i> | Fillet, thawed | | 4.50 | 4.95 | Italy wholesale | Viet Nam |
| | Fillet | | 7.24 | 7.96 | | |
| | Fresh, fillet | | 5.00 | 5.49 | Spain wholesale | |
| | Fillet | | 3.50 | 3.85 | | |
| | Fillet, 20% glazing | 120-170 g/pc | 2.95 | 3.24 | | |
| Fillets, interleaved, 0% glazing | 170-230 | 2.95 | 3.24 | CIF | | |
| | 170-230 | 4.25 | 4.67 | | | |
| NON-TRADITIONAL SPECIES | | | | | | September 2024 |
| Sturgeon/Esturgeon/ Esturione <i>Acipenseridae</i> | Frozen - Whole | 1.5-2 kg/pc | 7.50 | 8.24 | France CIF | France |
| | Gutted | 5-7 kg/pc | 10.50 | 11.54 | | |
| | Fillets | 200-300 g/pc | 16.00 | 17.58 | | |
| | | 800-1000 | 16.00 | 17.58 | | |
| <i>A.baeri</i> | Caviar (Aquitaine) metal boxes | | 1.400 | 1.538 | | |
| European eel/Anguille d'Europe/ Anguilla europea <i>Anguilla anguilla</i> | Smoked | Medium | 49.00 | 53.85 | wholesale | Europe |
| | Fresh | | 20.00 | 21.98 = | Italy CPT | |
| Common dentex/ Denté commun Denton <i>Dentex dentex</i> | Fresh - whole | 225-300 g/pc | 2.08 | 2.29 | Spain FOB | Morocco |
| | | 275-350 | 2.40 | 2.64 | | |
| | | 500-800 | 2.89 | 3.18 | | |
| | | 1-2 kg/pc | 25.69 | 28.24 | Italy CPT | |
| | | 2-3 | 28.78 | 31.62 | | |
| | | 3-5 | 25.97 | 28.54 | | |
| 5-7 | 27.03 | 29.71 | | | | |
| 7-10 | 23.88 | 26.24 | | | | |



| Fish Species Trade Name | Product Form | Grading | Price per kg | | Reference & Area | Origin | |
|---|--------------------|---------------|-------------------|------------------|---------------------|-----------------------------|------------|
| | | | EUR | USD | | | |
| NON-TRADITIONAL SPECIES (cont.) | | | | | | | |
| | | | | | | September 2024 | |
| Dusky grouper Mérou noir/Mero moreno <i>Epinephelus marginatus</i> | Fresh - whole | 1-2 kg/pc | 16.35 | 17.97 + | Italy CPT | Senegal | |
| | | 2-4 | 19.02 | 20.90 + | | | |
| | | 4-7 | 17.15 | 18.85 + | | | |
| | | 7-10 | 16.05 | 17.64 + | | | |
| | 10-20 | 13.29 | 14.60 + | | | | |
| H&G | 5-8 kg/pc | 5.55 | 6.10 | France/Spain CIF | Yemen | | |
| | 8-12 | 5.55 | 6.10 | | | | |
| | > 12 | 5.55 | 6.10 | | | | |
| White grouper/ Merou blanc/Cherna de ley <i>Epinephelus aeneus</i> | Gutted | 1-2 kg/pc | 9.00 | 9.89 - | Italy CPT | Senegal | |
| | | 2-4 | 9.01 | 9.90 - | | | |
| | | 4-7 | 10.51 | 11.55 - | | | |
| | | 7-10 | 10.51 | 11.55 + | | | |
| | | > 10 | 10.90 | 11.98 | | | |
| | | small | 4.50 | 4.95 | | | CIF |
| | medium | 4.50 | 4.95 | | | | |
| big | 4.50 | 4.95 | | | | | |
| Small-scale grouper Mérou petites écailles Mero escamoso <i>Epinephelus polylepis</i> | H&G | 1-3 kg/pc | 4.64 | 5.10 | France/Greece CIF | | |
| | | 3-5 | 4.50 | 4.95 | | | |
| | | 5-8 | 4.64 | 5.10 | | | |
| | | 8-12 | 4.64 | 5.10 | | | |
| | 2-3 kg/pc | 4.41 | 4.85 | | | | |
| 3-5 | 4.41 | 4.85 | France/Greece CIF | | | | |
| 5-8 | 4.41 | 4.85 | | | | | |
| Spangled emperor/ Empereur moris/ Emperador relámpago <i>Lethrinus nebulosus</i> | H&G | 3-5 kg/pc | 4.55 | 5.00 | Italy/Greece CIF | | |
| | Gutted, scales off | 3-5 kg/pc | 3.05 | 3.35 | | | |
| | | 1-2 | 2.64 | 2.90 | | | |
| | | 2-3 | 3.37 | 2.90 | | | |
| | Headless, gutted | 2-3 | 4.55 | 5.00 | | | France CIF |
| | | 3-5 | 4.55 | 5.00 | | | |
| | | 5-10 | 4.64 | 5.10 | | | |
| Whole | 1-2 | 2.68 | 2.95 | France CIF | | | |
| | 2-3 | 2.68 | 2.95 | | | | |
| Mahi mahi/Dorado/ Dorado <i>Coryphaena hippurus</i> | Gutted, skinless | | 2.68 | 2.95 | Europe CIF | Mozambique | |
| | | Fresh, gutted | | 7.51 | | | 8.25 - |
| | Fresh, fillets | | | 11.00 | 12.09 | Italy CPT | Imported |
| | | | | 2.65 | 2.91 | | |
| | H&G, headless | < 20 kg/pc | 4.95 | 5.44 | Spain FOB | Spain | |
| | | | | | | | |
| Red pandora/ Pageot à tache rouge/ Breca chata <i>Pagellus bellottii</i> | Whole, blockfrozen | < 250 g/pc | 1.59 | 1.75 | Italy/Greece CFR | Yemen | |
| | | 200-350 | 2.38 | 2.62 | | | |
| | | 300-500 g/pc | 3.00 | 3.30 | | | |
| | Whole | 500-1000 | 2.00 | 2.20 | France CFR | | |
| | | 500-1500 g/pc | 2.05 | 2.25 | | | |
| | > 1500 | 2.05 | 2.25 | | | | |
| Common pandora/Pageot Breca <i>Pagellus erythrinus</i> | Fresh, whole | | 5.85 | 6.43 | Spain FOB | Morocco | |
| | | 300-500 g/pc | 9.35 | 10.27 + | | | |
| | | 500-1000 | 11.28 | 12.40 + | | | |
| | | 1000-2000 | 11.30 | 12.42 + | | | |
| Blue shark/ Peau bleue/Tiburón azul <i>Prionace glauca</i> | H&G, skin-on | < 4 kg/pc | 2.50 | 2.75 | Spain FOB | Spain | |
| | | 4-7 | 2.25 | 2.47 | | | |
| | | 7-12 | 1.75 | 1.92 | | | |
| | | 12-20 | 1.55 | 1.70 | | | |
| | | > 20 | 1.45 | 1.59 | | | |
| | | | | | | | |
| Mako shark/Taupe bleue Marrajo dientuso <i>Isurus oxyrinchus</i> | H&G, skin-on | < 10 kg/pc | 4.25 | 4.67 | Spain FOB | Spain | |
| | | 10-30 | 6.45 | 7.09 | | | |
| | | 30-50 | 6.75 | 7.42 | | | |
| | | 50-100 | 5.55 | 6.10 | | | |
| | | > 100 | 4.15 | 4.56 | | | |
| Black marlin/Makaire noir/ Marlin negro <i>Makaira nigricans</i> | H&G, skin-on | < 80 kg/pc | 4.75 | 5.22 | Spain FOB | Spain | |
| | | > 80 | 4.85 | 5.33 | | | |
| Blue marlin/Makaire bleu/ Marlin azul <i>Makaira indica</i> | H&G, skin-on | < 80 kg/pc | 4.75 | 5.22 | Spain FOB | Spain | |
| | | > 80 | 4.85 | 5.33 | | | |
| Thornback ray/ Raie bouclée Raya de clavos <i>Raja clavata</i> | Fresh, wings | 300-500 g/pc | 5.51 | 6.05 - | Italy CPT | Imported | |
| | | 400-600 | 6.52 | 7.16 | | | |
| | | 500-800 | 8.58 | 9.42 | | | |
| | Wings, skin-less | 150-300 g/pc | 5.70 | 6.26 | Spain CIF | Netherlands (Kingdom of) | |
| | | 300-600 | 5.90 | 6.48 | | | |
| | > 600 | 6.05 | 6.65 | | | | |
| Crimson jobfish/ Colas fil/Panchito hebra <i>Pristipomoides filamentosus</i> | Whole, gutted | 2-3 pc/kg | 3.32 | 3.65 | France/ Italy CIF | Yemen | |
| | | 3-5 | 3.32 | 3.65 | | | |
| | | 5-10 | 3.32 | 3.65 | | | |



| Fish Species Trade Name | Product Form | Grading | Price per kg | | Reference & Area | Origin | |
|--|-------------------------|--------------|--------------|------------------|---------------------|-----------------------|-------------------|
| | | | EUR | USD | | | |
| SEABASS/SEABREAM/ MEAGRE | | | | | | September 2024 | |
| Seabass/Bar, Loup/Lubina <i>Dicentrarchus labrax</i> | Fresh - whole farmed | 200-300 g/pc | 4.60 | 5.05 = | Greece FOB | Greece | |
| | | 300-450 | 4.80 | 5.27 = | | | |
| | | 450-600 | 5.10 | 5.60 = | | | |
| | | 600-800 | 7.00 | 7.69 = | | | |
| | | 800-1000 | 9.10 | 10.00 = | | | |
| | | > 1000 | 11.00 | 12.09 + | | | |
| | | 200-300 g/pc | 4.90 | 5.38 = | Italy CIF | | |
| | | 300-450 | 5.10 | 5.60 = | | | |
| | | 450-600 | 5.40 | 5.93 = | | | |
| | | 600-800 | 7.30 | 8.02 = | | | |
| | | 800-1000 | 9.40 | 10.33 = | | | |
| | | > 1000 | 11.30 | 12.42 + | | | |
| | | 200-300 g/pc | 4.97 | 5.46 = | France CIF | | |
| | | 300-450 | 5.17 | 5.68 = | | | |
| | | 450-600 | 5.47 | 6.01 = | | | |
| | | 600-800 | 7.37 | 8.10 = | | | |
| | | 800-1000 | 9.47 | 10.41 = | | | |
| | | > 1000 | 11.37 | 12.49 + | | | |
| | 200-300 g/pc | 4.96 | 5.45 = | Spain CIF | | | |
| | 300-450 | 5.16 | 5.67 = | | | | |
| | 450-600 | 5.46 | 6.00 = | | | | |
| | 600-800 | 7.36 | 8.09 = | | | | |
| | 800-1000 | 9.46 | 10.40 = | | | | |
| | > 1000 | 11.36 | 12.48 + | | | | |
| | 200-300 g/pc | 5.00 | 5.49 = | Germany CIF | | | |
| | 300-450 | 5.20 | 5.71 = | | | | |
| 450-600 | 5.50 | 6.04 = | | | | | |
| 600-800 | 7.40 | 8.13 = | | | | | |
| 800-1000 | 9.50 | 10.44 = | | | | | |
| > 1000 | 11.40 | 12.53 + | | | | | |
| 200-300 g/pc | 4.97 | 5.46 = | Portugal CIF | | | | |
| 300-450 | 5.17 | 5.68 = | | | | | |
| 450-600 | 5.47 | 6.01 = | | | | | |
| 600-800 | 7.37 | 8.10 = | | | | | |
| 800-1000 | 9.47 | 10.41 = | | | | | |
| > 1000 | 11.37 | 12.49 + | | | | | |
| Fresh - whole farmed | 200-300 g/pc | 5.24 | 5.76 = | UK CIF | | | |
| | 300-450 | 5.44 | 5.98 = | | | | |
| | 450-600 | 5.74 | 6.31 = | | | | |
| | 600-800 | 7.64 | 8.40 = | | | | |
| | 800-1000 | 9.74 | 10.70 = | | | | |
| | > 1000 | 11.64 | 12.79 + | | | | |
| H&G, gutted, without scales, 20% glazing | 200-300 g/pc | 5.60 | 6.15 | Spain CIF | Türkiye | | |
| | 300-400 | 5.70 | 6.26 | | | | |
| | 400-600 | 5.80 | 6.37 | | | | |
| | 800-1000 | 12.30 | 13.52 | | | | |
| Fillets, skin-on, 20% glazing | 80-120 g/pc | 7.90 | 8.68 | | | | |
| | 120-160 | 8.10 | 8.90 | | | | |
| | > 160 | 8.50 | 9.34 | | | | |
| Fresh - whole - wild, from trawling | 800-1000 g/pc | 18.50 | 20.33 | France wholesale | France | | |
| | 1000-2000 | 19.50 | 21.43 | | | | |
| | 2000-3000 | 20.50 | 22.53 | | | | |
| Fresh - whole - wild, from line fishing | 1000-2000 | 22.50 | 24.73 | | | | |
| | 2000-3000 | 23.50 | 25.82 | | | | |
| | > 3000 | 28.00 | 30.77 + | | | | |
| Fresh - whole - farmed | 400-600 g/pc | 11.20 | 12.31 + | | | | |
| | 600-800 | 12.00 | 13.19 + | | | | |
| | 800-1000 | 13.00 | 14.29 + | | | | |
| | 300-400 g/pc | 6.70 | 7.36 | | | Italy CPT | Croazia |
| | 400-600 | 7.14 | 7.85 | | | | Italy (Orbetello) |
| | 600-800 | 8.49 | 9.33 | | | | |
| Fresh, wild | 500-1000 g/pc | 14.35 | 15.77 + | | Morocco | | |
| | 1000-2000 | 12.40 | 13.63 - | | | | |
| | 2000-3000 | 21.13 | 23.21 | | | | |
| Fresh, wild, line caught | 500-1000 g/pc | 14.55 | 15.99 | | | | |
| | 1000-2000 | 14.87 | 16.34 | | | | |
| Fresh, wild Fresh, farmed | | 16.00 | 17.58 | wholesale | Europe | | |
| | | 6.50 | 7.14 | | | | |



| Fish Species Trade Name | Product Form | Grading | Price per kg | | Reference & Area | Origin |
|--|---------------|--------------|--------------|------------------|---------------------|-----------------------|
| | | | EUR | USD | | |
| SEABASS/SEABREAM/ MEAGRE (cont.) | | | | | | September 2024 |
| Seabass/Bar, Loup/Lubina <i>Dicentrarchus labrax</i> | Fresh, farmed | 200-300 g/pc | 3.21 | 3.53 | Italy CIF | Greece |
| | | 300-450 | 5.41 | 5.95 | | |
| | | 450-600 | 5.63 | 6.19 | | |
| | | 600-800 | 7.02 | 7.71 | | |
| | 800-1000 | 9.60 | 10.55 | | | |
| | Fresh, filets | 70-100 g/pc | 9.92 | 10.90 | CPT | |
| 100-140 | | 9.84 | 10.81 | | | |
| 140-180 | | 11.45 | 12.58 | | | |
| Gilthead seabream/ Dorade royale/Dorada <i>Sparus aurata</i> | farmed | 200-300 g/pc | 5.20 | 5.71 | Greece FOB | |
| | | 300-450 | 5.80 | 6.37 | | |
| | | 450-600 | 5.90 | 6.48 | | |
| | | 600-800 | 6.80 | 7.47 | | |
| | | 800-1000 | 8.50 | 9.34 | | |
| | | > 1000 | 10.00 | 10.99 | | |
| | 200-300 g/pc | 300-450 | 5.50 | 5.91 | Italy CIF | |
| | | 450-600 | 6.10 | 6.57 | | |
| | | 600-800 | 6.20 | 6.81 | | |
| | | 800-1000 | 7.10 | 7.80 | | |
| | | 800-1000 | 8.80 | 9.67 | | |
| | | > 1000 | 10.30 | 11.32 | | |
| | 200-300 g/pc | 300-450 | 5.57 | 6.12 | France CIF | |
| | | 450-600 | 6.17 | 6.78 | | |
| | | 600-800 | 6.27 | 6.89 | | |
| | | 800-1000 | 7.17 | 7.88 | | |
| | | 800-1000 | 8.87 | 9.75 | | |
| | | > 1000 | 10.37 | 11.40 | | |
| | 200-300 g/pc | 300-450 | 5.56 | 6.11 | Spain CIF | |
| | | 450-600 | 6.16 | 6.77 | | |
| | | 600-800 | 6.26 | 6.88 | | |
| | | 800-1000 | 7.16 | 7.87 | | |
| | | 800-1000 | 8.86 | 9.74 | | |
| | | > 1000 | 10.36 | 11.38 | | |
| Fresh - whole farmed | 200-300 g/pc | 300-450 | 5.60 | 6.15 | Germany CIF | Greece |
| | | 450-600 | 6.20 | 6.81 | | |
| | | 600-800 | 6.30 | 6.92 | | |
| | | 800-1000 | 7.20 | 7.91 | | |
| | | 800-1000 | 8.90 | 9.78 | | |
| | | > 1000 | 10.40 | 11.43 | | |
| | 200-300 g/pc | 300-450 | 5.57 | 6.12 | Portugal CIF | |
| | | 450-600 | 6.17 | 6.78 | | |
| | | 600-800 | 6.27 | 6.89 | | |
| | | 800-1000 | 7.17 | 7.88 | | |
| | | 800-1000 | 8.87 | 9.75 | | |
| | | > 1000 | 10.37 | 11.40 | | |
| 200-300 g/pc | 300-450 | 5.84 | 6.42 | UK CIF | | |
| | 450-600 | 6.44 | 7.08 | | | |
| | 600-800 | 6.54 | 7.19 | | | |
| | 800-1000 | 7.44 | 8.18 | | | |
| | 800-1000 | 9.14 | 10.04 | | | |
| | > 1000 | 10.64 | 11.69 | | | |
| Fresh - wild | 500-1000 g/pc | 24.40 | 26.81 | Spain CIF | France | |
| | 1000-2000 | 19.80 | 21.76 | | | |
| | 3000-4000 | 16.40 | 18.02 | | | |
| Filets, skin-on, 20% glazing | 80-120 g/pc | 9.45 | 10.38 | wholesale | Türkiye | |
| | 120-160 | 9.45 | 10.38 | | | |
| Fresh, wild | | 28.00 | 33.73 | wholesale | Europe | |
| Fresh, farmed | | 5.75 | 6.93 | | | |
| Fresh, wild | 500-800 g/pc | 18.50 | 20.33 | France wholesale | France | |
| | 800-1000 | 20.50 | 22.53 | | | |
| | > 1000 | 21.00 | 23.08 | | | |
| Fresh - farmed | 300-400 g/pc | 9.30 | 10.22 | France wholesale | France | |
| | 400-600 | 10.80 | 11.87 | | | |
| | 600-800 | 11.80 | 12.97 | | | |
| | 800-1000 | 12.80 | 14.07 | | | |



| Fish Species Trade Name | Product Form | Grading | Price per kg | | Reference & Area | Origin |
|--|-------------------------|---------------|--------------|------------------|---------------------|-----------------------|
| | | | EUR | USD | | |
| SEABASS/SEABREAM/ MEAGRE (cont.) | | | | | | September 2024 |
| Gilthead seabream/ Dorade royale/Dorada <i>Sparus aurata</i> | Fresh, farmed | 300-400 g/pc | 6.20 | 6.81 - | Italy CIF CPT | Greece |
| | | 200-300 g/pc | 3.64 | 4.00 - | | |
| | | 300-400 | 4.55 | 5.00 - | | |
| | | 400-600 | 4.92 | 5.41 - | | |
| | | 600-800 | 5.72 | 6.29 + | | |
| | | 800-1000 | 6.63 | 7.29 + | | |
| | Fresh, fillets | 70-100 g/pc | 10.56 | 11.60 - | | |
| | | 100-140 | 10.93 | 12.01 + | | |
| | | 140-180 | 10.88 | 11.96 | | |
| | Fresh - wild | 800-1000 | 18.36 | 20.18 | | Morocco |
| | | 1000-2000 | 25.28 | 27.78 + | | |
| | | 2000-3000 | 23.41 | 25.73 + | | |
| > 3000 | | 19.63 | 21.57 + | | | |
| Fresh - farmed | Large | 11.40 | 12.53 = | | Italy (Orbetello) | |
| | Medium | 10.20 | 11.21 = | | | |
| | Small | 7.80 | 8.57 | | Croazia | |
| | 300-400 g/pc | 6.50 | 7.14 | | | |
| White seabream/Sar/Sargo <i>Diplodus sargus</i> | Fresh | 400-600 g/pc | 6.90 | 7.58 | | Senegal Spain |
| | | 600-800 | 7.50 | 8.24 | | |
| | | 300-500 g/pc | 7.11 | 7.81 | | |
| | | 500-1000 | 7.71 | 8.48 = | | |
| Meagre/Maigre commun/Corvina <i>Argyrosomus regius</i> | Fresh - Whole farmed | 1000-2000 | 10.12 | 11.12 - | | Greece |
| | | 800-1000 g/pc | 7.50 | 8.24 + | | |
| | | > 2000 | 7.48 | 8.22 + | | |
| | Fresh- whole, wild | 0.5-1 kg/pc | 7.98 | 8.77 + | | Mediterraneo |
| | | 1-2 | 11.95 | 13.13 - | | |
| | | 2-4 | 12.70 | 13.96 - | | |
| | | 3-5 | 14.40 | 15.82 + | | |
| | | 5-10 | 14.13 | 15.53 + | | |
| | | 10-15 | 14.12 | 15.52 + | | |
| | | 15-20 | 14.40 | 15.82 + | | |
| | | 20-30 | 14.48 | 15.91 + | | |
| | Fresh, cultured | | 13.90 | 15.27 + | Spain wholesale | |
| > 1000 g/pc | | 10.00 | 10.99 | | | |
| | | 7.70 | 8.46 | France wholesale | France | |
| | | 14.50 | 15.93 - | | | |



The European Fish Price Report is a monthly GLOBEFISH publication. This issue was prepared by Helga Josupeit, Rodrigo Misa, and Firoza Buranudeen.

PRICE REFERENCE (INCOTERMS 2010)

| | |
|-----|--------------------------------|
| CFR | Cost and Freight |
| CIF | Cost, Insurance and Freight |
| CIP | Carriage and Insurance Paid To |
| CPT | Carriage Paid To |
| DAT | Delivered at Terminal |
| DAP | Delivered at Place |
| DDP | Delivered Duty Paid |
| EXW | Ex Works |
| FCA | Free Carrier |
| FAS | Free Alongside Ship |
| FOB | Free on Board |

PRODUCT FORM

| | |
|-----|---------------------------|
| C&P | Cooked and Peeled |
| FAS | Frozen at Sea |
| H&G | Headed and Gutted |
| HOG | Head on Gutted (salmon) |
| IQF | Individually Quick Frozen |
| IWP | Individually Wrapped Pack |
| PBI | Pinbone In |
| PBO | Pinbone Off |
| PD | Peeled and Deveined |
| PTO | Peeled Tail On |
| PUD | Peeled, Undeveined |

CURRENCY RATES

| | | US\$ | EUR |
|---------|-----|-------|--------|
| Canada | CAD | 1.35 | 1.49 |
| Norway | NOK | 10.58 | 11.68 |
| USA | USD | | 1.10 |
| EU | EUR | 0.91 | |
| Denmark | DKK | 6.75 | 7.46 |
| Russia | RUR | 94.90 | 104.82 |
| Poland | PLN | 3.89 | 4.29 |
| UK | GBP | 0.75 | 0.83 |

Exchange Rates 30.09.2024

Acronyms

| | |
|--------|--|
| FAD | Fish aggregating device |
| HORECA | Hotels, Restaurants, Catering |
| NSC | Norwegian Seafood Council |
| ICCAT | International Commission for the Conservation of Atlantic Tunas |
| IATTC | Inter American Tropical Tuna Commission |

SYMBOLS

- + Price increased in original currency since last report
- Price decreased in original currency since last report
- = Updated but unchanged price
- ^ New insertion
- Not updated since last issue

**GLOBEFISH Market Reports are available from the GLOBEFISH web site:
www.fao.org/in-action/globefish**



Food and Agriculture
Organization of the
United Nations

EUROPEAN PRICE REPORT


GLOBEFISH

Trade and Market Team (NFIMT)
Fisheries and Aquaculture Division
Food and Agriculture Organization of the United Nations
Viale delle Terme di Caracalla
00153 Rome, Italy

globefish@fao.org

www.globefish.org

 #FAOfish



GLOBEFISH
