



Food and Agriculture
Organization of the
United Nations

EUROPEAN PRICE REPORT



August 2024
8/2024

Latest trends

As inflation is under control and the overall economic outlook is positive, demand is strong for seafood associated with eating-out, such as cephalopods and shrimps. The tourist season is another contributory factor as consumers are likely to pay more for products they associate with the holidays.

GROUND FISH

Cod prices continue to rise, in line with the reduced availability in the market. Medium-sized whole cod in the Italian market went up by EUR 0.80 per kg in just one month. Similar price hikes are reported from other markets as well.

The Russian-Norwegian research group for the Barents Sea is advising a 31 percent cut in the cod quota for 2025 to just 311 587 tonnes, which is to be shared between Russia and Norway. If approved, this will be the lowest cod quota since 2003. The group also advises that the 2025 haddock quota in the Barents Sea should be cut to 106 912 tonnes, a 16 percent reduction compared to 2024. This follows a 24 percent reduction in 2024 compared to 2023.

Normally, quota cuts for cod in the Barents Sea have not exceeded 20 percent, but apparently, a more drastic measure is now called for. According to the researchers, an improved quota can be expected in 2026 if the advice for 2025 is followed by the authorities.

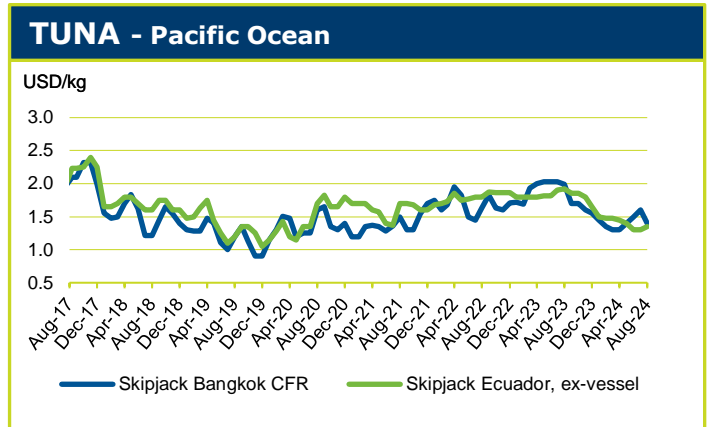
Index for prices

Groundfish	8
Flatfish	10
Tuna	12
Small Pelagics	16
Cephalopods	14
Crustaceans	14
Bivalves	16
Salmon	19
Trout	20
Freshwater fish	20
Non-Traditional Species	20
Seabass-Seabream-Meagre	22

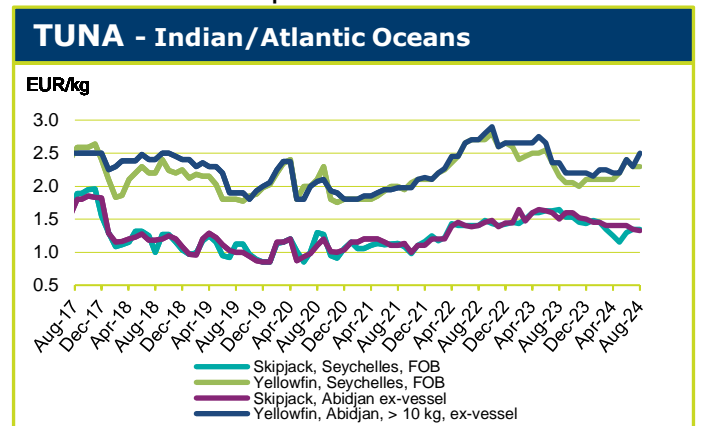
The European Fish Price Report, based on information supplied by industry correspondents, aims to provide guidance on broad price trends. Price information is indicative and should be used only for forecasting medium- and long-term trends. FAO is not responsible for any errors or omissions.

TUNA - BILLFISHES

The 1.5-month FAD closure in the Western and Central Pacific ended on 15 August, with harvests hovering at the moderate level despite the closure. Yellowfin catches have improved, comprising about 10% of the total volume. Raw material demand from Thai canneries has dropped as their high prices, compared to the Ecuadorian market, have resulted in poor finished goods orders. Consequently, skipjack prices have fallen sharply.

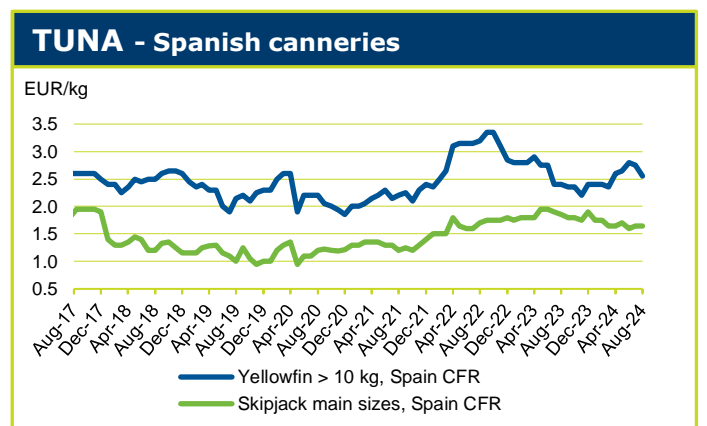


Catches in the Indian Ocean are at the moderate-to-poor level due to bad weather. Some fleets are avoiding yellowfin catches as they are approaching their 2024 yellowfin quota limit. Both skipjack and yellowfin prices remain stable.



Fishing in the Atlantic Ocean has improved slightly as compared to the previous month, but catches still remain in the moderate-to-poor range and with a lower percentage of bycatch. Local canneries remain short of raw material. The skipjack price is down marginally; in contrast, yellowfin shot up by EUR 200 per tonnes due to the shortage of supplies.

The first 72-day IATTC 'veda' commenced on 29 July with about 43 percent of the Eastern Pacific Ocean fleet choosing to stop fishing during this period. Other vessels which are still fishing have reported good catches. With the 'veda' in effect, both skipjack and yellowfin prices have increased.

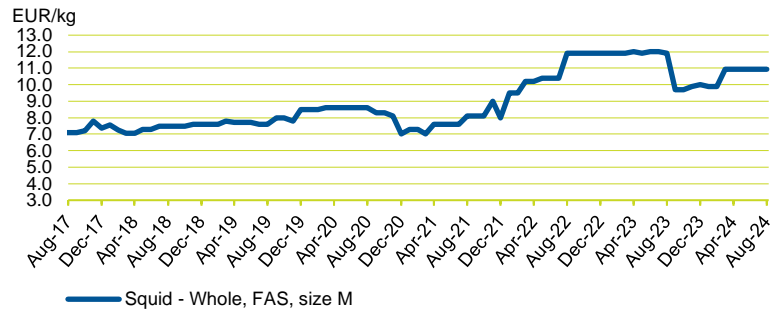


In the European market, demand for skipjack remains high and the price is stable. However, the yellowfin price continues to fall. The price for cooked, single-cleaned skipjack loins is down somewhat in line with the overall lower level of raw material and the seasonal closure of canneries in Spain.

CEPHALOPODS

Demand is strong for cephalopods, but prices are not increasing as much as anticipated as catches in Latin America are reportedly good. Octopus prices are going down at the moment due to good arrivals from Morocco, where the catch quota has been increased recently.

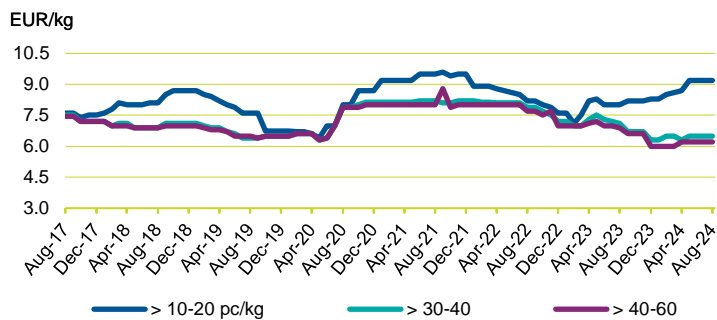
SQUID - in Italy, origin: South Africa



CRUSTACEANS

Shrimp demand this year is far higher than last year. As a result, prices are generally rising, especially for large-sized product. Demand from the hotel, restaurant and catering (HORECA) sector remains strong through the holiday season due to high temperatures and good weather in the southern part of Europe.

ARGENTINA RED SHRIMP - origin: Argentina

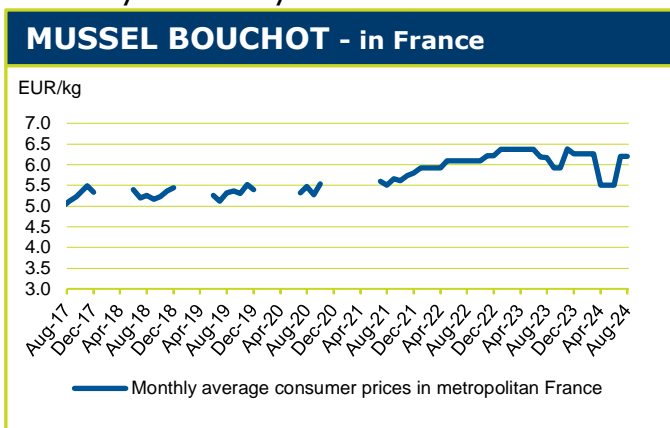


As normal at this time of the year, European lobster production is huge, leading to sharp price drops by some EUR 3–4 per kg in all major European markets. Crab is also in good supply at the moment, with prices declining by EUR 1.20 per kg in just one month.

BIVALVES

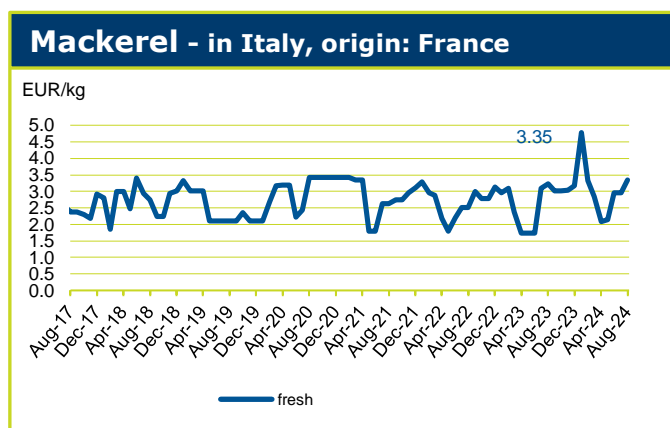
The regional fisheries office in Veneto, Italy, recently delivered over 14 million specimens of clam seed to some 1 500 fishermen from the Portotollese Consortium of Scardovari. This move is aimed at revitalizing the local clam industry in the wake of the devastating impact of the invasive blue crab in the region. Paradoxically, the crab, after having proliferated because of the warm waters in the area, now seems to be a victim of a mucilage event. Unconfirmed reports say that only last week in Porto Tolle, about 100 kilograms of dead blue crabs were found on the beach.

Trade associations have called for ongoing scientific monitoring and data collection in order to understand the impact of this alien species on the ecosystem, and therefore develop effective strategies. In 2023, from July to November, almost 427 thousand kgs of blue crab were disposed of, while from March to the end of July 2024, the figure was slightly over 403 thousand. Although about 44 thousand kgs of blue crab were sold from January–June 2024 (510 thousand kgs in 2023, from July to December), the demand for the product in commercial channels is low.



SMALL PELAGICS

Norwegian mackerel exports dropped by one-third during the first quarter of 2024 compared to the same period in 2023, from 68 533 tonnes to 45 980 tonnes. The biggest decline was registered for shipments to Japan, which declined by 65 percent to just 4 095 tonnes.

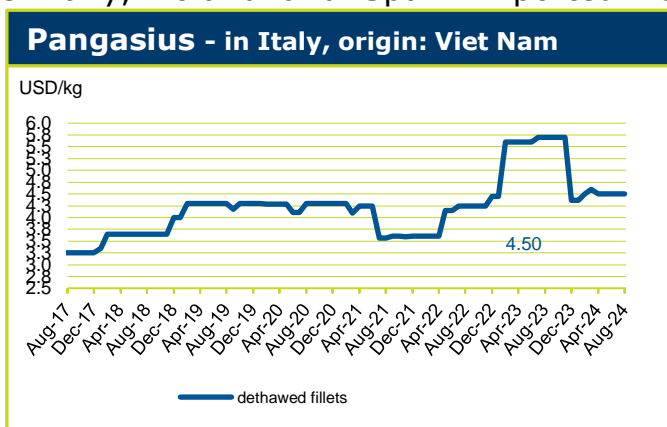


SMALL PELAGICS (cont.)

Landings of herring in Norway declined during the first half of 2024, reflecting the reduction in the quota from 388 000 tonnes in 2023 to 256 000 tonnes in SMALL PELAGICS 2024. Processors and exporters have shifted away from exporting round frozen herring to producing and exporting herring fillets. Frozen skinless fillets have set new price records during the last few months.

FRESHWATER

The European Union showed a declining trend in imports of frozen pangasius fillets from Viet Nam during the first quarter of 2024 when compared with the same period of 2023. Among the top importers, Belgium had a notable decline while Germany, Poland and Spain imported 13 percent, 68 percent and 43 percent more, at 3 085 tonnes, 1 601 tonnes and 1 506 tonnes, respectively. The United Kingdom of Great Britain and Northern Ireland registered a drop in imports, despite staying the major importer of pangasius fillets in Europe.



SALMON

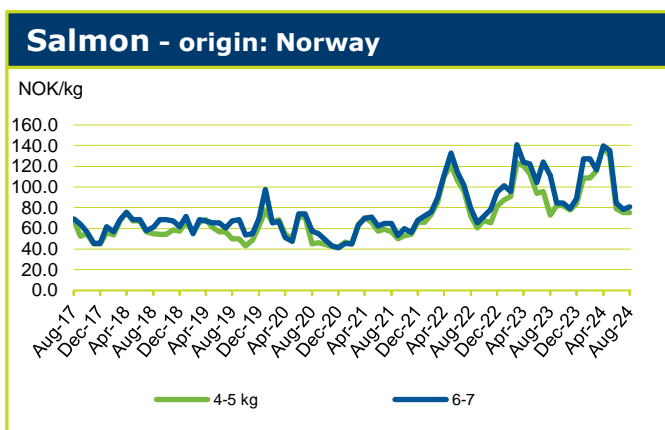
The Norwegian Seafood Council (NSC) reported that in July 2024, Norway exported 107 442 tonnes of salmon worth NOK 9.6 billion, representing a volume growth of 13 percent and a value increase of three percent compared with the same month last year.

However, the institution explained that the growth in export value was driven by a weaker Norwegian krone; measured in EUR, the export value was unchanged from July last year while in USD terms, the export value fell by two percent.

SALMON (cont.)

The three most important salmon markets in July 2024 were Poland, the Kingdom of the Netherlands and the United States of America. The NSC also noted that despite the fall in prices, the value of exports to several major markets is increasing, particularly in Germany, which saw the greatest growth in value in the month under review.

NSC data disseminated by Undercurrent News Price Portal recorded that fresh Atlantic salmon FOB prices at the Norwegian border reached NOK 81.41 (EUR 6.81) at week 30, down 3.3 percent compared to the previous week. Although there have been some transitory increases, salmon prices are following a generally downward trend which had begun in week 19 with NOK 122.10 (EUR 10.43).



TROUT

Norway exported 8 025 tonnes of trout worth NOK 698 million (EUR 57.8 million) in July 2024, which represented notable increases of 38 percent in terms of volume and 36 percent in value compared with the same month last year, according to the Norwegian Seafood Council (NSC). In July 2024, Thailand, Ukraine and the United States were the most important markets for the species.

According to NSC data disseminated by Undercurrent News Price Portal, FOB prices regarding sales to export markets at the Norwegian border showed that head-on gutted fresh Norwegian trout reached NOK 73.25 (EUR 6.13) at week 30 of 2024. This meant an increase of 2.7 percent compared to the price registered in the previous week. Notably, the price increase comes after a two-week decline that started in week 27 at NOK 83.60 (EUR 7.33) and NOK 72.41 (EUR 6.24) at week 28.

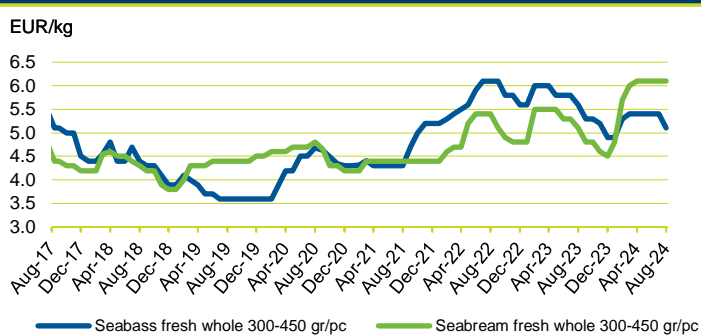
SEABREAM/SEABASS

As the summer season draws to a close, both seabass and seabream have seen healthy demand. Consumption levels are closely tied to seasonal variations, with harvest and trade peaking in the middle of the year. This trend is particularly significant in major Mediterranean markets such as France, Italy, and Spain. In Italy, seabream remains the most consumed fish, with the influx of summer tourists further boosting consumption. This year has been no exception, with Greek exports rising from 9 600 tonnes in January to 10 700 tonnes in May. Similarly, Turkish exports reached 10 100 tonnes in May, up from 8 260 tonnes in January.

Trade in seabass and seabream has shown steady growth over the years, with annual volumes more than doubling between 2012 and 2023—from 151 000 tonnes in 2012 to 312 000 tonnes in 2023.

However, trade volumes so far this year have shown little variation compared to recent years, with imports in the first five months of the year totalling 111 000 tonnes, nearly identical to the same period in 2024. Production volumes have plateaued, with gains in Turkish production—the largest supplier—offset by lower harvests in Greece and Spain, the second and third largest suppliers, respectively. This reduced availability has affected trade but has not yet caused significant price increases. As noted in the July edition of the EPR, prices for both species have remained stable since March. Despite a continued under-supply of seabass, there is little price differentiation between the two species, with Spanish wholesale prices in August for medium-sized fish standing at EUR 6.40 per kg for seabass and EUR 6.50 per kg for seabream.

SEABASS/SEABREAM - in Italy origin: Greece





Fish Species Trade Name	Product Form	Grading	Price per kg		Reference & Area	Origin	
			EUR	USD			
GROUND FISH							
						August 2024	
Cod/Cabillaud, Morue/ Bacalao <i>Gadus morhua</i>	Fresh - Whole	1-2 kg/pc	8.82	9.80	Italy CPT	Denmark	
		2-4	9.54	10.60 +			
	Fresh, fillet	100-200 g/pc	9.50	10.56			
		200-400	11.57	12.86 +			
		500-1000	10.85	12.06			
	Frozen, Fillet, 10 percent glazing	> 1000	8.60	9.56 +			
		20 percent glazing	1000-2000	7.80			8.67
	Stockfish, soaked		7.60	8.44			
	Fresh, fillet	100-200 g/pc	15.00	16.67			
		200-400	12.50	13.89 -			
	Stockfish, dry	700 g/pc	26.00	28.89 =			
	wet salted fillets	700-1000 g/pc	13.00	14.44 =			
	IQF, loin portion single frozen	100-150 g/pc	13.00	14.44			
	Salted cod	Fresh		16.50	18.33 =	Spain wholesale	Europe
				8.50	9.44 +		
		Frozen		16.50	18.33 +		
			Fresh cultured		4.00		4.44 =
		Fresh fillets		9.00	10.00 +		
			H&G	700-1000 g/pc	4.17		4.63 ^
		1000-2000	4.28	4.76 ^			
Fresh, headed	2-3 kg/pc	10.00	11.11 +	France wholesale	Europe		
	3-4	10.00	11.11 -				
	4-5	11.00	12.22 +				
	Fillet	100-200 g/pc	14.80			16.44 +	
		200-300	15.50			17.22 =	
Fresh - whole		12.00	13.33 =	Germany retail	Germany		
	Fillet		28.00			31.11 +	
Fresh	Fresh, fillet		NOK 51.77	4.42	Norway export price	Norway	
			NOK 128.78	11.01			12.24 -
		whole	NOK 63.00	5.38			5.99 +
		fillet	NOK 99.14	8.47			9.42 =
Fillet	1 kg/pc	GBP 21.10	25.12	27.76	United Kingdom retail	Iceland	
	160 g/pc	GBP 34.50	41.07	45.39			
	1000	GBP 44.50	52.98	58.55			
Fillet - wet salted - 1st quality produced from frozen raw material	Defrosted, whole		11.30	12.56 =	Italy CIF	Denmark	
			14.50	16.11 -			
Fillet - skin-on MSC certified	25 percent glazing	500-1000 g/pc	4.55	5.06	Spain CIF	China	
		> 1000 g	4.55	5.06			
		Fillet - wet salted	200-400 g	5.70			6.33
Hake/Merlu/Merluza <i>Merluccius capensis</i>	Minced block		2.08	2.31	Namibia FOB for Spanish market	Namibia	
		Fillet	100-110 g/pc	4.95			5.50
	Fillet, skin-on, interleaved	170-230 g/pc	6.75	7.50	Spain FOB		
		230-300	6.80	7.56			
		283-340	6.17	6.86			
		> 340	6.17	6.86			
	IQF portion, trapeze	90-110 g/pc	9.60	10.67	Italy CIF		
	Fresh - whole	100-200 g/pc		4.24	4.71 =	CPT	Mediterranean
				5.07	5.63 +		
				5.62	6.24 -		
				6.80	7.56 +		
				7.53	8.37		
		200-300		5.24	5.82		
			300-400	7.72	8.58 +		
500-1000			10.00	11.11			
Fillet		400-600	10.00	11.11			
Fresh - whole	1-2 kg/pc		5.30	5.89 +	France wholesale	France	
			6.20	6.89 +			
			8.30	9.22 +			
			7.80	8.67 +			
			10.50	11.67 =			
Fillet	3-4 pc/kg		6.00	6.67 -	Spain wholesale	Spain	
			5.70	6.33 -			
			10.80	12.00 +			
			9.00	10.00 +			
			12.00	13.33 +			
	Fresh, from trawling	> 1000 g/pc	9.00	10.00 +			
		> 1000	12.00	13.33 +			
		> 1000	2.45	2.72			
		0.7-1 kg/pc	2.95	3.28			
		1-2	2.99	3.32			
IQF, H&G	1.5-2.5	2.99	3.32				
	60-120 g/pc	1.87	2.08				
	100-200	1.98	2.20				
H&G, interleaved				FOB	Spain		



Fish Species Trade Name	Product Form	Grading	Price per kg		Reference & Area	Origin	
			EUR	USD			
GROUND FISH (cont.)							
August 2024							
<i>Merluccius hubbsi</i>	H&G, interleaved	80-200 g/pc	1.98	2.20 =	Spain FOB	Argentina	
		300-400	2.48	2.76			
		400-600	2.79	3.10			
		650-900	2.90	3.22			
	Fillet	80-120 g/pc	4.65	5.17	Italy CPT Uruguay/Argentina ^ FOB	Uruguay	
	H&G	100-300 g/pc	1.80	2.15 -			
	Fillet	300-500 2-4 oz/pc	2.03 3.69	2.25 = 4.10 ^			
	<i>Merluccius polli</i>	H&G, interleaved	100-200 g/pc	2.08	2.31	Spain FOB	Guinea/ Senegal/Mauritania
			200-300 g/pc	2.27	2.52		
			300-425 g/pc	2.45	2.72		
1000-1500			3.15	3.50			
<i>Merluccius gayi</i>		100-300 g/pc	2.15	2.39	ex coldstore	Ecuador	
		300-500	2.25	2.50			
<i>Merluccius bilinearis</i>		100-200 g/pc	1.75	1.94 ^	CIF	Europe	
		200-300	1.98	2.20 ^			
<i>Merluccius productus</i>	Fillet, PBO Minced block Fillet, skin.on, MSC Fillet, skinless, MSC	150-300 g/pc	2.88	3.20	ex coldstore	USA	
			1.98	2.20			
			3.75	4.17			
			3.85	4.28			
Haddock/Eglefin/Eglofino <i>Melanogrammus aeglefinus</i>	H&G	< 0.8 kg/pc	NOK 18.75	1.60 1.78	Sweden FCA	Norway	
	Whole, Block frozen		3.00	3.33 ^	United States of America CIF	Poland	
	H&G	> 0.8 kg/pc	2.28	2.53		Russia	
	Fillet, skin on	1 kg/pc	GBP 17.00	20.24 22.37	United Kingdom retail	Iceland	
	Fillet, skin on	500 g/pc	GBP 18.50	22.02 24.34			
	Whole, 20 percent glazing	300-500 g/pc	2.70	3.00 =	Spain CIF	Netherlands	
		500-700	3.20	3.56 =			
Fillet, skin on, 20 percent glazing	100-200 200-400	5.20 6.20	5.78 6.89				
Ling/Lingue franche/ Maruca <i>Molva molva</i>	Fillet - wet salted Produced from fresh raw material 1st quality	1-1.5 kg/pc	6.00	6.67 =	Italy DDP		
	IQF, fillets, skin-on	0.5-1.2 kg/pc	3.45	3.83	Spain FOB	Spain	
Monkfish/Baudroie/ Rape <i>Lophius spp.</i>	Fresh, tail	< 300 g/pc	9.84	10.93 +	Italy CPT	UK	
		200-500	12.41	13.79 +			
		500-1000	13.14	14.60 +			
		1000-2000	13.98	15.53 +			
		> 2000	14.20	15.78 +			
	Fresh, whole	100.300 g/pc	3.37	3.74	wholesale	Mediterranean	
		300-600	5.44	6.04 +			
		600-1000	6.28	6.98 -			
		500-1000	5.69	6.32 +			
		1000-2000	6.73	7.48 +			
		> 2000	6.80	7.56			
		1000-2000	14.90	16.56 -			
	Whole	250-500 g/pc	9.25	10.28	Spain FOB	Namibia	
	Whole, gutted	250-400 g/pc 300-600	9.45 4.45 4.78	10.50 4.94 5.31			
Tails, skin-on, 20% glazing 10% glazing	250-500 g/pc 500-1000	7.29 10.25	8.10 ^ 11.39 +	CIF	Netherlands		
Fresh, whole		14.00	15.56 -	wholesale	Spain		
		13.00	14.44 -				
Whole		4.80	5.33 +		China		
John Dory/ Saint Pierre/ Pez de San Pedro <i>Zeus faber</i>	Fresh - whole	1-2 kg/pc	14.20	15.78 -	France wholesale	France	
		2-3	15.20	16.89 -			
	Fresh - gutted	500-1000 g/pc	15.50	17.22	Italy CPT	Italy	
		1000-2000	24.68	27.42 +			
		2000-3000	22.60	25.11 +			
		600-800	12.06	13.40			
		800-1000	14.49	16.10			
	Fresh - fillets	1000-2000	16.76	18.62 +			
		> 2000	16.89	18.77 -			
			10.88	12.09			
	H&G	< 200 g/pc	80-250	1.35	1.50	Spain FOB	Mauritania/ Guinea/Senegal
100-300			1.85	2.06			
300-500			1.95	2.17			
Fillets		> 500	6.35	7.06			
		80-120 g/pc	4.45	4.94			
		Fillets, skin-on	100-150 g/pc	4.65	5.17	CIF	Morocco China
150-200	5.05		5.61				
> 200	5.35		5.94				



Fish Species Trade Name	Product Form	Grading	Price per kg		Reference & Area	Origin	
			EUR	USD			
GROUND FISH (cont.)						August 2024	
Golden redfish <i>Sēbastes doré</i> Gallineta dorada <i>Sebastes mentella</i>	Block, H&G, Japanese cut	50-100 g/pc	2.05	2.28	Spain FOB	Russian Federation	
		100-150	2.29	2.54			
		150-200	2.95	3.28			
		200-300	3.28	3.64			
<i>Sebastes marinus</i>	Block, whole	300-500	3.55	3.94	CIF	Spain	
		150-180 g/pc	1.28	1.42 +			
		180-250	1.98	2.20 ^			
	200-300	1.50	1.67				
<i>Sebastes norvegicus</i>	Fillets, skin-on, 25% glazing	120-160 g/pc	5.90	6.56	Italy CPT	Iceland	
		160-200	5.95	6.61			
	Fresh, whole	3.13	3.48				
	Fresh, fillet	10.35	11.50 +				
Alaska pollack/Lieu de l'Alaska/Colín de Alaska <i>Theragra chalcogramma</i>	Fillets, skinless 25 percent glaze 20 percent glaze, MSC	200-400 g/pc	3.65	4.06	Spain CIF	China	
		400-600	3.65	4.06			
		120-170 g/pc	2.60	2.83			
		170-230	2.80	3.04			
	Fresh - whole fillet	8.00	12.90	Germany retail	Germany		
Dentex commun <i>Dentón</i> <i>Dentex dentex</i>		1-2	25.69	28.55	Spain CIF	China	
		2-3	28.78	31.97			
		3-5	25.97	28.86			
		5-7	27.03	30.04			
		7;10	23.88	26.53			
		225-300 g/pc 275-350 300-425 500-800		2.08	2.31	FOB	Guinea/Mauritania
				2.40	2.67		
				2.67	2.97		
				2.89	3.21		
Flathead grey mullet/ Mulet à grosse tête/ Pardete <i>Mugil cephalus</i>		600-1000 g/pc	1.28	1.42	ex-vessel	Morocco	
		1000-2000	1.49	1.66			
Bogue/Boga <i>Boops boops</i>	IQF, whole	6-8 pc/kg	0.98	1.09	wholesale	Spain	
		3-6	1.09	1.21			
	Fresh	1.45	1.61 +	Italy CPT			
FLATFISH						August 2024	
Turbot/Rodaballo <i>Psetta maxima</i>	whole, farmed	0.4-0.6 kg/pc	9.85	10.94	Spain CIF	Spain	
		0.6-0.8	9.85	10.94			
		0.8-1	9.85	10.94			
		1-1.5	9.85	10.94			
	Fresh - whole wild	0.3-0.5 kg/pc	12.25	13.61	wholesale	Netherlands (Kingdom of)	
		0.5-1	13.35	14.83			
	Frozen, gutted, 20% glazing	300-500 g/pc	8.00	8.89	wholesale	Spain	
		400-600	8.30	9.22 -			
		600-800	10.75	11.94 -			
		800-1000	10.90	12.11 -			
		1000-2000	13.55	15.06 =			
	Fillets, skin-less, 20% glazing	200-400 g/pc	25.95	28.83 =	wholesale	Spain	
		400-600	27.50	30.56 =			
	Fresh - whole, wild Fresh - whole, farmed Frozen Culture	400-600 g/pc 600-800 800-1000 1000-1500 1500-2000 2000-2500 2500-3000 3000-4000 4000-5000		26.00	28.89 +	Italy CPT	Spain/Portugal
				11.00	12.22 +		
				12.50	13.89 -		
				12.50	13.89		
				11.60	12.89 +		
			12.25	13.61 +			
			11.67	12.97 +			
		11.59	12.88 +				
		11.67	12.97 +				
		11.61	12.90 +				
Fresh - gutted, wild	0.5-1 kg/pc	19.15	21.28	wholesale	Netherlands (Kingdom of)		
	1-2	31.50	35.00				
	2-3	19.89	22.10				
	Fresh - fillets	0.15-0.2	19.88			22.09 +	
	Fresh - whole	0.5-1	14.77			16.41	
Fresh - whole, wild	1-2	14.50	16.11	wholesale	France		
	2-3	19.50	21.67 +				
	3-4	14.42	16.02				
	4-5	16.47	18.30				
	Big	21.00	23.33				
Fresh - whole, wild	1-2 kg/pc	22.00	24.44 -	France wholesale	France		
	2-3	24.00	26.67 -				
	3-4	26.00	28.89 =				



Fish Species Trade Name	Product Form	Grading	Price per kg		Reference & Area	Origin
			EUR	USD		
FLATFISH (cont.)						
August 2024						
Sole/Sole/ Lenguado <i>Solea vulgaris</i>	Fresh - whole wild	120-175 g/pc	13.45	14.94	Spain CIF	Netherlands (Kingdom of)
		175-200	15.10	16.78		
		160-360	10.50	11.67		
	Gutted, 20 percent glaze	110-160 g/pc	11.00	12.22	wholesale	Spain
		160-200	11.45	12.72		
		200-250	11.60	12.89		
		250-300	11.95	13.28		
		300-350	14.95	16.61		
		350-400	17.60	19.56		
		400-500	19.40	21.56		
	Fresh		16.50	18.33		
	Frozen		13.70	15.22		
	Fillets		22.00	24.44		
	Fresh - whole		29.00	32.22	Germany retail	Germany
	Fresh - gutted	5	14.19	15.77	Italy CPT	Netherlands (Kingdom of)
4		17.89	19.88			
Fresh - whole	3	22.83	25.37	wholesale	Italy	
	2	24.46	27.18			
	1	17.78	19.76			
	200-300 g/pc	13.59	15.10			
	300-400	21.29	23.66			
	400-600	22.12	24.58			
	600-800	23.68	26.31			
800-1000	20.56	22.85				
1-2	19.00	21.11				
100-200 g/pc	12.00	13.33				
200-300	23.50	26.11				
Fresh - whole, wild	1	27.50	30.56	France wholesale	France	
	2	26.00	28.89			
	3	21.00	23.33			
	4	19.00	21.11			
Sand sole/sole-pole Lenguado de arena <i>Solea lascaris</i>	Fresh - whole	150-300 g/pc	12.90	14.33	Italy CPT	West Africa
		300-600	12.01	13.34		
Senegalese sole/sole du Sénégal Lenguado senegalés <i>Solea senegalensis</i>	Fresh - whole, farmed	300-400 g/pc	20.40	22.67	Spain	Spain
		400-500	20.75	23.06		
		500-600	20.76	23.07		
		600-700	20.73	23.04		
	800-1000	20.80	23.11			
Frozen on board, IWP	400-500 g/pc	8.25	9.17	Spain CIF	Guinea	
whole, frozen on land		1.45	1.61	FOB		
	15.19	1.39	1.54			
Brill/Barbue/ Remol <i>Scophthalmus rhombus</i>	whole, 30% glazing	0.2-0.3 kg/pc	5.55	6.17	CIF	Netherlands (Kingdom of)
		0.3-0.5	6.80	7.56		
		0.5-0.8	7.95	8.83		
	25% glazing	1-2	10.25	11.39		
European plaice/ Plie d'Europe/ Solla europea <i>Pleuronectes platessa</i>	Fresh - whole	300-400 g/pc	5.00	5.56	Italy CPT	wholesale
		400-600	5.20	5.78		
		> 600	5.35	5.94		
	Fillet, white skin on, 30% glazing	60-120	5.70	6.33		
	Fresh - fillet	60-80 g/pc	8.00	8.89	Germany retail	Germany
			20.50	22.78		
	Fresh - whole skinless		8.00	12.90		
		16.00	17.78			
IQF, whiteskin, 25 percent glazing	N. 2	9.80	10.89	Netherlands FOB (for Italian market)		
IQF, skinless, 25 percent glazing	N. 2	10.45	11.61			
European Flounder/ Flet d'Europe/ Platija europea <i>Platichthys flesus</i> <i>Scophthalmus rhombus</i>	Fresh - whole	500-1000 g/pc	17.00	18.89	Italy CPT	
		1000-2000	19.68	21.87		
	Fresh - gutted	600-1000 g/pc	13.14	14.60	Germany retail	Germany
		1000-2000	18.70	20.78		
	2000-3000	18.40	20.44			
Fresh - whole skinless		7.00	7.78			
		15.00	16.67			



Fish Species Trade Name	Product Form	Grading	Price per kg		Reference & Area	Origin	
			EUR	USD			
TUNA/BILLFISH							
August 2024							
Tuna/Thon/Atún for canning	Skipjack - whole		1.26	1.40 -	Bangkok CFR	Western/Central Pacific Ocean	
			1.44	1.60 +	FOB		
	Skipjack - whole		1.22	1.35 +	Ecuador	Eastern Tropical Pacific Ocean	
	Yellowfin - whole		1.89	2.10 +	ex-vessel		
	Skipjack - whole		1.35	1.50 =	Seychelles	Indian Ocean	
	Yellowfin - whole		2.30	2.56 =	FOB		
	Skipjack - whole		1.33	1.48 -	Abidjan	Atlantic Ocean	
	Yellowfin - whole	> 10 kg	2.50	2.78 +	ex-vessel		
	Skipjack - whole	1.8-3.4 kg/pc	1.65	1.83 =	Spain CFR	Various origins	
	Yellowfin - whole	> 10 kg	2.55	2.83 -			
	Skipjack	> 1.8 kg/pc	1.35	1.50	Tunisia CFR	Seychelles (1/2 ex-vessel)	
	Yellowfin - pre-cooked loins	double cleaned	7.93	8.80	Europe CFR	India	
		single cleaned	7.93	8.80			
	Skipjack - pre-cooked loins		5.86	6.50			
	Skipjack - cooked & cleaned loins - vacuum packed	double cleaned	5.50	6.10 -		various origins	
for direct consumption	Albacore - whole, gutted	< 15 kg/pc	5.00	5.56 +	Spain wholesale	Atlantic	
	H&G	< 15	3.95	4.39 -			
	Yellowfin or Bigeye- H&G		< 25 kg/pc	3.95	4.39 -		
			> 20	4.60	5.11 -		
			25-50	4.70	5.22 -		
			50-100	4.60	5.11 -		
			> 100	4.50	5.00 -		
	Skipjack - cooked loins	single cleaned	4.14	4.60			
	Bigeye - frozen loins		6.40	7.10			
	Bluefin - H&G, skin-on		> 20 kg/pc	5.55	6.17		
			> 100	5.35	5.94		
	Albacore, fresh	4-7 kg/pc	7-10	5.56	6.18 +	Italy CPT	Spain
			9-12	6.69	7.43 +		
				4.55	5.06 -		
	Bluefin, fresh	10-20 kg/pc		6.54	7.27 +		Italy
20-30			10.14	11.27			
30-50			10.33	11.48 -			
> 50			10.52	11.69 -			
Yellowfin, fresh, gutted	20-30 kg/pc		10.00	11.11 -			
		30-50	10.72	11.91			
		> 50 kg/pc	10.25	11.39 -			
Bigeye, fresh	10-20 kg/pc		14.57	16.19			
		30-50	11.07	12.30			
Yellowfin Loins whole, bulk frozen	30-40 kg/pc		8.11	9.00 ^	United States of America CIF	Mexico	
		40-50	3.42	3.80 ^			
Atlantic bonito/Bonite à dos rayé/ Bonito del Atlántico <i>Sarda sarda</i>	IQF, frozen at land, whole	2-2.5 kg/pc	2.68	2.98	Spain FOB	Morocco	
		2.5-3	2.79	3.10			
		> 3	2.90	3.22			
Swordfish/Espadon/ Pez espada <i>Xiphias gladius</i>	Fresh - whole	< 12 kg/pc		3.00	3.33	wholesale	Atlantic Ocean
			> 25	24.00	26.67		
			average	16.00	17.78		
	whole	< 12 kg/pc		3.50	3.89 =	FOB	
			> 25	19.00	21.11 -		
			average	9.50	10.56 +		
	H&G, skin-on	< 10 kg/pc	10-30	4.25	4.72 -		
			30-50	4.45	4.94 -		
			50-70	5.75	6.39 -		
			70-100	5.65	6.28 -		
			100-175	5.55	6.17 =		
			> 175	5.45	6.06 +		
Fresh - whole		4.95	5.50 +				
Fresh - slice		10.55	11.72 -	Italy CPT			
Fresh - slice, with bone, yellow		9.64	10.71 -				
Fresh - whole		8.74	9.71 +				
Frozen - fillet, vacuum		12.00	13.33 =	France wholesale			
		9.00	10.00 =		Spain		



Fish Species Trade Name	Product Form	Grading	Price per kg		Reference & Area	Origin			
			EUR	USD					
SMALL PELAGICS									
August 2024									
Mackerel/Maquereau/ Caballa <i>Scomber scombrus</i>	Fresh - whole	4-6 pc/kg		3.35	3.72 +	Italy CPT	France		
	Fresh - whole			3.20	3.56 -				
	Fresh - fillet, butterfly cut			6.88	7.64 +				
	Fresh			3.50	3.89 -				
	Fresh	Small		1.20	1.33 +	Spain wholesale	Spain		
			Large		7.00			7.78 +	
			Average		4.50			5.00 +	
		IQF Whole	2-3 pc/kg		2.10	2.33		FOB	
			4-6		1.10	1.22			
			8-12		1.09	1.21			
Blockfrozen	300-500 g/pc		2.10	2.33					
	IQF, Fillets 10% glaze	150-250		3.50	3.89				
	IQF, H&G, 8-10% glaze	250-350 g/pc		1.75	1.94				
Fresh whole	> 600 g/pc		NOK 34.62	2.96	3.29 +	Norway export price	Norway		
			NOK 31.72	2.71	3.02 +				
			NOK 19.48	1.66	1.85 =				
Scomber colias	fillets whole	200 g/pc		GBP 18.75	22.32	24.67	United Kingdom retail	UK	
		1 kg/pc		GBP 6.95	8.27	9.14			
	IQF, whole	4-6 pc/kg	8-10		1.16	1.29	Spain FOB	Morocco	
			16-20		0.85	0.94			
			3-6		1.28	1.42			
			Fillets	100-200 g/pc		3.65			4.06
	IQF, 2 percent glazing	80-120 g/pc		3.15	3.50				
	IQF, wrapped	> 1 kg		1.65	1.83		Namibia		
Horse Mackerel/ Chincard/ Jurel <i>Trachurus spp</i>	Whole	> 24 cm/pc		1.23	1.37	Morocco FOB for European market	Morocco		
	Fresh	Small		0.30	0.33 +	Spain wholesale	Spain		
			Large		5.50			6.11 +	
			Average		1.80			2.00 +	
	IQF	100-300 g/pc		0.95	1.06	FOB	Morocco/ Guinea		
			Blockfrozen	200-300				1.20	1.33 -
				300-600				2.18	2.42
				500-800				2.39	2.66
				700-1200				1.55	1.72
		300-450		1.58	1.76				
IQF	2-3 pc/kg	1-3		2.25	2.50	Spain			
		2-4		1.55	1.72				
		3-5		1.58	1.76				
		4-6		1.48	1.64				
		5-9		1.15	1.28				
		10-16		1.08	1.20				
		16-20		0.98	1.09				
		28-35		1.15	1.28				
Whole	2-4 pc/kg			0.91	1.10	Egypt CIF	Yemen		
				0.91	1.10				
				0.91	1.10				
Chub mackerel/Maquereau español/ Estornino <i>Scomber japonicus</i>	Block frozen	8-14 pc/kg		0.82	0.91	Spain FOB	Morocco		
		> 500 g/pc		1.18	1.43		Peru		
	Fillets, skin-on	50-150 g/pc		2.27	2.75	Netherlands CIF	Ecuador		
	Whole	2-4 pc/kg			0.79	0.95	Egypt CIF	Yemen	
				0.79	0.95				
				0.83	1.00				
Herring/Hareng/Arenque <i>Clupeidae</i>	Fresh - fillets			4.29	4.77	Italy CPT	Denmark		
	Salted - fillets			3.20	3.56 =	France wholesale	Europe		
				6.30	7.00 =		France		
				11.00	12.22 =				
	Smoked - fillets			10.00	11.11 =				
	Smoked - fillets, vacuum packed			10.00	11.11 =				
Fresh	whole		NOK 9.27	0.79	0.88 -	Norway export price	Norway		
			NOK 12.82	1.10	1.22 -				
			NOK 16.99	1.45	1.62 -				
		fillet		NOK 16.99	1.45			1.62 -	
		70-100 g/pc	PLN 1.69	0.39	0.44	Poland FOB	Baltic		



Fish Species Trade Name	Product Form	Grading	Price per kg		Reference & Area	Origin		
			EUR	USD				
SMALL PELAGICS (cont.)								
August 2024								
Sardine/Sardine/Sardina <i>Sardina pilchardus</i>	Fresh - whole		1.70	1.89	-	Italy CPT		
	Frozen - whole		1.59	1.77				
	Fresh - fillet		4.41	4.90	=			
	Block, whole	IQF	12-16 cm/pc	1.23	1.37	Spain FOB		
			13-18	1.20	1.33			
			8-16 pc/kg	1.25	1.39			^
			8-14	1.15	1.28			
			18-25	1.29	1.43			
			22-28	1.38	1.53			
			30-50 g/pc	2.98	3.31			
Fillets, butterfly cut		2.50	2.78	+	wholesale			
whole		GBP 6.89	8.20	9.06	United Kingdom	Portugal		
Fillets		GBP 7.95	9.46	10.46	retail			
Fresh - whole		3.10	3.44	=	France - wholesale	France		
Fresh - butterfly cut		9.00	10.00	+				
Anchovy/Anchois/ Boquerón <i>Engraulis encrasicolus</i>	Fresh		3.50	3.89				
	Fresh	71-100 pc/kg	2.81	3.12	Italy CPT	Italy		
			4.00	4.44			wholesale	
			2.85	3.17				
	Fresh		3.00	3.33	Spain - wholesale	France		
			2.00	2.22		Italy		
			2.80	3.11		Spain		
	Fresh	Block/frozen	30-32 pc/kg	1.95	2.17	FOB		
			41-45	2.20	2.44			
			46-50	2.20	2.44			
50-55			1.95	2.17				
55-60			1.95	2.17				
IQF, fillets	40-70 g/pc	4.35	4.83		Morocco			
CEPHALOPODS								
August 2024								
Squid/Encornet/Calamar <i>Loligo spp.</i>	Whole	S (< 18 cm)	8.40	9.33	Italy CIF	South Africa		
		M (18-25)	10.95	12.17				
		L (25-30)	11.95	13.28				
		XL (>30)	11.95	13.28				
	<i>Loligo vulgaris</i>	Fresh - whole	100-300 g/pc	13.99	15.54	CPT	Croatia	
			300-500	17.21	19.12			
			400-600	17.78	19.76			
			500-1000	17.13	19.03			
		Grade A	100-300 g/pc	300-500	33.00	36.67	wholesale	Morocco
				< 3 pc/kg	7.30	8.10		
3-6				6.85	7.60			
6-10				5.36	5.95			
10-20			5.36	5.95	Portugal/Italy CIF	Yemen		
Fresh - whole	Small	16.20	18.00	France - wholesale	France			
		Medium	16.20			18.00		
Frozen	200-300 g/pc	11.00	12.22	Spain - wholesale	Spain			
		small	6.70			7.44		
		medium	8.50			9.44		
		big	8.70			9.67		
very big		8.70	9.67	Mauritania FOB	Mauritania			
IQF, glazed	cut, no wings, tentacles	2.12	2.35	United States of America CIF	India			
		2.57	2.85					
<i>Loligo gahi</i>	Whole	< 10 cm/pc	2.28	2.53	Spain FOB	Argentina		
		9-12	3.29	3.66				
		Tubes, skin-on	6.70	7.44				
		Tubes, skinless	7.20	8.00				
<i>Illex argentinus</i>	Whole	15-18 cm/pc	3.60	4.00	Italy CPT	Argentina		
		18-22	3.75	4.17				
		20-24	3.75	4.17				
		22-26	3.75	4.17				
	M	4.44	4.93	^				
	100-200 g/pc	3.98	4.42	CIF				
Whole		1	4.20	4.67	Spain wholesale	Falkland/Malvinas Islands		
		2	4.20	4.67				
		3	4.20	4.67				
		4	4.20	4.67				
200-300 g/pc	300-400	3.51	3.90	Argentina FOB	Argentina			
		3.24	3.60					
Whole, round	200-300 g/pc	3.87	4.30	Uruguay FOB	Uruguay			
		300-400	4.32			4.80		
		> 500	2.84			3.15		



Fish Species Trade Name	Product Form	Grading	Price per kg		Reference & Area	Origin	
			EUR	USD			
CEPHALOPODS (cont.)							
August 2024							
Squid/Encornet/Calamar <i>Illex illecebrosus</i> <i>Loligo duvauceli</i> <i>Todarodes sagittatus</i> <i>Uroteuthis duvauceli</i> <i>Doryteuthis pealeii</i> <i>Doryteuthis opalescens</i> <i>Dosidicus gigas</i>	Blockfrozen	9-16 cm/pc	2.38	2.64	Spain FOB	Spain	
		11-14	2.85	3.17			
		165-335 g/pc	2.57	2.86			
		200-350	1.65	1.83			
	Blockfrozen	3-6 pc/kg	8.15	9.06		Yemen	
		6-10	6.98	7.76			
		10-20	5.45	6.06			
	Block, frozen on board	> 20 cm/pc	2.15	2.39		Mauritania	
		9-14 cm/pc	2.10	2.33			
		12-18	1.95	2.17			
25-30		2.25	2.50				
Whole			8.00	8.89 -	wholesale	India	
			8.50	9.44 =			
			5.75	6.39 +			
Whole		1-2 kg	2.25	2.50	United States of America CIF	Panama	
Octopus/Poulpe/Pulpo <i>Octopus vulgaris</i>	Sushi slice 100% net weight	7 g/pc	14.86	16.50	Europe CFR	Indonesia	
		9	15.32	17.00			
		boiled cut	8.38	9.30			
	Flower type 90% net weight	1-2 kg/pc	5.41	6.00			
		>2	6.76	7.50			
	Fresh	1-2	12.17	13.52	Italy CPT	Italy	
		1-2	9.27	10.30 -			
		T3	12.73	14.15 +			
		T4	11.26	12.51 -			
		T5	10.05	11.17 -			
		T6	9.23	10.25 -			
		T7	8.70	9.67 -			
	Fresh	250-500 g/pc	14.50	16.11 +	wholesale		
		T6	12.50	13.89 -			
	Frozen	T3		12.80	14.22	United States of America CIF	
				16.65	18.50		
				11.75	13.06		
				9.55	10.61		
				8.25	9.17		
				7.95	8.83		
				7.50	8.33		
				7.20	8.00		
	Uncleaned	T1		5.95	6.61	wholesale	Mauritania/Senegal Guinea
				9.75	10.83		
				8.77	9.74		
				8.15	9.06		
				7.75	8.61		
	Frozen on board	T1		12.25	13.61	CIF	
				10.75	11.94		
				9.75	10.83		
			8.75	9.72			
			7.75	8.61			
Frozen, Galizian style			18.00	20.00 +	wholesale		
		Fresh	6.00	6.67 +			
		Frozen	6.25	6.94 -			
Gutted block	300-500 g/pc	500-1000	5.77	6.40 +	Italy/Portugal Spain CIF	Yemen	
		1000-2000	5.77	6.40 +			
		300-500 g/pc	7.21	8.00			
	500-1000	7.21	8.00				
	1000-2000	7.21	8.00				
	Fresh			12.00			13.33 =
			13.50	15.00 =			
Fresh - whole		Mixed	4.24	4.71 +	Italy CPT	Croatia	
Cleaned, block, 10% glazing		100-300 g/pc	3.45	3.83	Spain FOB	Spain	
		300-600	3.50	3.89			



Fish Species Trade Name	Product Form	Grading	Price per kg		Reference & Area	Origin	
			EUR	USD			
CEPHALOPODS (cont.)							
						August 2024	
Cuttlefish/Seiche/ Sepia <i>Sepia spp.</i>	Frozen at land- whole block Grade A	100-200 g/pc	4.50	5.00 =	Egypt/Morocco CIF Malaysia	Yemen	
		200-300	4.50	5.00 =			
		300-500	4.50	5.00 =			
		500-1000	4.50	5.00 =			
	FAS - whole block	100-200 g/pc	4.01	4.45	Portugal/Greece Spain CIF		
		200-300 g/pc	4.65	5.16			
		300-500	4.83	5.36			
		> 500	5.01	5.56			
	not cleaned	0.3-0.6 kg/pc	0.6-0.9	5.15	5.72	Spain FOB	Morocco
			0.9-1.2	4.85	5.39		
			small	3.60	4.00		
			medium	3.80	4.22	Mauritania FOB	Mauritania
			big	4.10	4.56		
	Block frozen, cleaned 10 percent glaze	100-200 g/pc	200-400	5.55	6.17	Spain FOB	Senegal
400-600			5.55	6.17			
600-900			5.60	6.22			
Frozen			6.50	7.22 =	wholesale	Morocco	
		Fresh	10.00	11.11 +			
Fresh			18.50	20.56 =	France - wholesale	France	
		Frozen	6.50	7.22 =			
Fresh	100-200 g/pc	< 100	9.57	10.63	Italy CPT	Spain	
		100-300	6.60	7.33 +			
		300-500	7.85	8.72 +			
		500-1000	9.31	10.34 +			
			8.22	9.13 +			
			9.11	10.12 +			
Large			12.00	13.33	wholesale	Italy	
		Medium	13.00	14.44 =			
						Croatia	
CRUSTACEANS							
						August 2024	
Whiteleg shrimp/ Crevette pattes blanches/Camarón patiblanco <i>Penaeus vannamei</i>	PD, chemical treatment 100% net weight treated with non-phosphate	31-40 pc/lb	7.79	8.65	Europe CFR	Indonesia	
		41-50	6.89	7.65			
		51-60	6.62	7.35			
		61-70	6.53	7.25			
		71-90	6.44	7.15			
		91-120	6.31	7.00			
	tails	21-25 pc/kg		6.97	7.74	Italy CPT	Ecuador
			26-30	6.70	7.44 -		
			31-40	6.72	7.47 +		
			41-50	6.11	6.79 +		
			51-60	5.82	6.47 +		
			61-70	5.68	6.31 +		
	peeled and deveined, 25% glazing	21-25 pc/kg		9.75	10.83		
			26-30	9.01	10.01 -		
			31-35	8.50	9.45 -		
			36-40	8.44	9.38 -		
			41-50	8.05	8.94 -		
			51-60	7.91	8.79 -		
	Head-on	20-30 pc/kg		GBP 16.95	20.18 22.30	United Kingdom retail	Viet Nam
				GBP 18.25	21.73 24.01		
	Frozen headon, shellon, 25% glaze	16-20 pc/kg		5.90	6.56 -	Spain wholesale FOB CIF	Ecuador
				6.85	7.61		
			6.10	6.78			
			5.55	6.17			
			5.30	5.89			
frozen, headless	30-40 pc/kg		11.42	12.68	United States of America CIF	Peru	
			4.41	4.90			
			3.78	4.20			
P&D	16-20 pc/lb		7.77	8.63 -		Viet Nam	
			9.91	11.00			
Peeled and cooked	51-60		10.36	11.50			



Fish Species Trade Name	Product Form	Grading	Price per kg		Reference & Area	Origin			
			EUR	USD					
CRUSTACEANS (cont.)									
August 2024									
Argentine red shrimp/ Salicoque rouge d'Argentine/ Camarón langostín argentino <i>Pleoticus muelleri</i>	Head-on, shell-on	10-20 pc/kg	9.20	10.22	Spain EXW	Argentina			
		20-30	7.30	8.11					
		30-40	6.50	7.22					
		40-60	6.20	6.89					
	frozen on board	10-20 pc/kg	7.50	8.33	FOB				
		20-30	6.50	7.22					
		31-50	9.45	10.50					
		13-15 pc/kg	11.15	12.39					
	Tails, easy peel, 20% glazing	16-20	10.90	12.11	CIF	China			
		30-55	7.66	8.50					
		56-100	7.19	7.98					
		L1	8.75	9.72					
	Peeled, undeveined	40-70	10.63	11.80	Argentina FOB	Argentina			
		70-90	10.63	11.80					
16-20 pc/lb		8.73	9.69						
20-30		11.71	13.00						
Headless, shell-on	26-30	8.28	9.19	United States of America CIF					
	40-70	14.34	15.93						
	L1	5.41	6.00						
	L3	4.86	5.40						
Head-on, shell-on	C1	10.81	12.00						
	C1	8.56	9.50						
Giant tiger prawn/ Crevette tigrée/ Langostino tigre <i>Penaeus monodon</i>	Farmed, organic, cooked	20-30 pc/kg	31.00	34.44 =	France wholesale	Madagascar			
		30-40	28.00	31.11 =					
		40-50	25.00	27.78 =					
	Raw peeled and deveined, 20 percent glazing	6-8 pc/lb	16.25	18.06	Spain FOB	Bangladesh/ Viet Nam/ India			
		8-12	9.45	10.50					
		13-15	8.15	9.06					
		16-20	7.05	7.83					
	Head-on	8-12 pc/lb	GBP 33.75	40.18 44.41	United Kingdom retail	Bangladesh			
	Norway lobster/ Langoustine/Cigala <i>Nephrops norvegicus</i>	IQF whole	0-5 pc/kg	31.00	34.44	Spain FOB	Spain		
5-10			27.50	30.56					
10-15			22.95	25.50					
15-20			17.85	19.83					
20-30			12.75	14.17					
30-40			7.65	8.50					
male		40-50	5.25	5.83					
		2-4 pc/kg	41.00	45.56					
		4-7	31.65	35.17					
IQF whole		7-9	31.45	34.94	wholesale	Denmark			
			45.00	50.00 +					
			16.00	17.78 =					
Fresh		Frozen, tails	5-16 pc/kg	31.00	34.44 =	France wholesale			
			16-20	22.00	24.44 =				
			20-30	17.00	18.89 =				
			30-40	13.00	14.44 =				
		Cooked	20-40 pc/kg	22.00	24.44 =				
Whole, 30 percent glazing		Fresh	11-15	13.22	14.69	Italy CIF CPT			
	6-9 pc/kg		24.75	27.50 -					
	8.12		23.40	26.00					
	11-15		17.05	18.95 +					
	16-20		13.27	14.74 +					
	21-30		8.97	9.97 -					
	31-40		6.41	7.13 -					
	41-50		5.70	6.33					
	Frozen		16-20 pc/kg	18.90	21.00			wholesale	Ireland
Andaman lobster/Langoustine Andamane/Cigala de Andamán <i>Metanephrops andamanicus</i>	IQF	6-10 pc/kg	34.95	38.83	Spain FOB	Mozambique			
		11-15	30.50	33.89					
		16-20	23.95	26.61					
European lobster/ Homard européen/ Bogavante <i>Homarus gammarus</i>	Live - bulk	400-600 g/pc	26.00	28.89 =	France wholesale	Ireland			
		400-600	27.00	30.00 -					
		700-1000	82.00	91.11					
	Live	400-600 gpc	22.06	24.51 -	Italy CPT	Europe			
		600-800	23.72	26.36 -					
		800-1000	26.20	29.11 -					
	> 1000	26.48	29.42 -						
	> 2000	26.60	29.56 -						



Fish Species Trade Name	Product Form	Grading	Price per kg		Reference & Area	Origin	
			EUR	USD			
CRUSTACEANS (cont.)							
August 2024							
American lobster/ Homard américain/ Langosta americana <i>Homarus americanus</i>	Live	400-600 g/pc	23.00	25.56 =	France wholesale	Canada	
		< 3 kg/pc	14.47	16.08 -	Italy CPT	United States of America	
		3-5	30.30	33.67	wholesale		
			29.00	32.22 +			
		500-600 g/pc	no quote		United Kingdom retail	Canada	
		1000					
	Whole	350-400 g/pc	15.59	17.31	United States of America CIF		
		400-450	15.59	17.31			
	Meat, minced		1.79	1.98			
	Tails	6-7 oz/pc	43.69	48.50			
		7-8	43.69	48.50			
Scalloped spiny lobster/ Langouste festonnée/ Langosta festoneada <i>Panulirus homarus</i>	Whole	70-100 g/pc	11.26	12.50	Taiwan (Province of China)/ Saudi Arabia CIF	Yemen	
		100-150	14.41	16.00			
		150-200	17.12	19.00			
		> 200	19.55	21.70			
	Whole	70-100 g/pc	13.51	15.00 +	Italy CIF	Yemen	
		100-150	15.32	17.00 +			
		150-200	16.67	18.50 +			
		200-300	19.37	21.50 -			
			> 300	19.82	22.00 -		
		Fresh		30.00	33.33 =	Spain wholesale	Cuba
	Frozen		23.00	25.56			
	Tails		50.00	55.56 =			
	Whole		50.50	56.11	United States of America CIF	Spain	
Arabian whip lobster/ Langouste fouet arabe/ Langosta de fusta arabica <i>Puerulus sewelli</i>		SS	13.51	15.00	Italy CIF	Yemen	
		S	16.22	18.00			
		M	18.02	20.00			
		L	19.82	22.00			
Edible crab/Tourteau/ Buey de mar <i>Cancer pagurus</i>	Live, bulk	T2 (13-16 cm)	6.48	7.20	France auction wholesale	France	
		500-700 g/pc	9.50	10.56 =			
		> 1000	10.00	11.11 =			
			9.99	11.10 =			
		Fresh		6.04	6.71 -	Italy CPT	United Kingdom
	female	800-1200 g/pc	6.04	6.71 -			
	Claws		5.18	5.76 -			
Blue swimming crab Étrille bleue Jaiba azul <i>Portunus pelagicus</i>	Whole	5-7 pc/kg	3.47	3.85	France CIF	Yemen	
		50-100	3.47	3.85			
		100-300	3.11	3.45	Italy CIF		
		100-300 pc/kg	2.84	3.15			
Snow crab/ Crabes des neiges/ Cangrejo de las nieves <i>Chionoecetes opilio</i>	Legs, parts, shoulders		12.41	13.78 =	United States of America CIF	Canada	
	Clusters	8-10 oz/pc	18.37	20.39			
		> 10	19.86	22.05			
	Parts		12.41	13.78			
	Claws		28.80	31.97 +			
Southern king crab/ Crabe royal de Patagonie Centolla patagónica <i>Lithodes santolla</i>		S	42.40	47.06		Argentina	
		M	43.43	48.21			
		L	44.47	49.36			
		Legs, Claws	16.22	18.00			
BIVALVES							
August 2024							
Oyster/Huître/Ostra <i>Crassostrea gigas</i> <i>Ostrea edulis</i>	Live	60-100 g/pc	11.40	12.67	Spain CIF	Netherlands	
		80-95 g/pc	17.36	19.29			
		95-110	18.50	20.56			
			18.60	20.67 +			
	G2 (100 units)	#####	133.33	France wholesale			
	M3 (100 units)	#####	133.33				
	N3	10.00	11.11			retail	
Mussel/Moule/Mejillón <i>Mytilus edulis</i> <i>Mytilus galloprovincialis</i>	Live - Bottom mussel	Bulk	2.70	3.00 =	wholesale	Netherlands	
			2.90	3.22 =		Spain/Italy	
	Live - Rope (bouchot)	60-80 pc/kg	4.00	4.44 =	retail	France	
			6.20	6.89 =			
	Live		1.70	1.89 =	wholesale	Spain/Italy	
	Frozen		4.00	4.44		Netherlands	
	Live	> 100 pc/kg	4.20	4.67	CIF	Italy	
	Live		2.82	3.13 +	Italy CPT	Sardinia	
			2.90	3.22			wholesale
			3.20	3.56			
4.90			5.44	Italy			
				CIF			
IQF - shell-off, 7 percent glazing	200-300 pc/kg	4.90	5.44	CIF	Chile		
Mussel meat IQF, Half shell Whole, vacuum packed <i>Perna canaliculus</i> <i>Mytilus galloprovincialis</i>			2.62	2.91	Spain CIF		
			3.92	4.35			
			1.94	2.15			
			800 g pack, half shell	1.94			2.15
Alive		GBP 19.90	23.69	26.18	United Kingdom	New Zealand	
		GBP 4.60	5.48	6.05 -	retail	UK (Scotland)	



Fish Species Trade Name	Product Form	Grading	Price per kg		Reference & Area	Origin	
			EUR	USD			
SALMON (cont.)							
August 2024							
Chum salmon/Saumon chien/ Keta <i>Oncorhynchus keta</i>	H&G IQF	4-6 lb/pc > 6	4.90 4.60	5.44 5.11	Spain CIF	Canada	
Pink salmon/Saumon rose Salmón rosado <i>Oncorhynchus gorbuscha</i>	Blockfrozen	600-800 g/pc	2.25	2.50	Russian Extraction FOB	Europe	
TROUT							
August 2024							
Rainbow trout/ Truite arc-en-ciel/ Trucha arco iris <i>Oncorhynchus mykiss</i>	Fresh - whole		7.90	8.78 =	France wholesale	France	
	Fillet		11.20	12.44 =			
	Fillet, smoked		21.00	23.33 =			
	Whole, gutted, bulk		15.00	16.67 -	Retail		
	Fresh - whole		5.00	5.56 =	Spain wholesale	Spain	
	Fresh - fillets		5.90	6.56 +			
	Gutted, 10% glazing	200-300 g/pc	6.10	6.78	CIF	Türkiye	
		300-350	6.10	6.78			
	Fillets, 20% glazing	80-120	6.65	7.39			
	Fresh - whole		6.00	6.67 =	Italy CPT	Italy	
Fresh, Fillets - skin-on		10.95	12.17 =				
Fresh, Fillets - skinless		11.50	12.78				
H&G	300-500 g/pc	4.67	5.19				
Fresh, whole gutted	600-800 g/pc 500		GBP 12.50 GBP 10.50	14.88 12.50	16.45 13.82	United Kingdom retail	Scotland
FRESHWATER FISH							
August 2024							
Arctic char/Omble-chevalier/ Trucha alpina <i>Salvelinus alpinus</i>	Fresh - whole		12.30	13.67 =	France wholesale	Europe	
Nile perch/Perche du Nil/Perca del Nilo <i>Lates niloticus</i>	Fresh, whole	2000-4000 n/pc	4.64	5.16 +	Italy FCA	Tanzania	
	Fresh - fillets		5.91	6.57 +			
			14.99	16.66 -	retail		
			8.10	9.00 ^	wholesale		
	Fresh - fillets		8.00	8.89 =	Spain wholesale		
	Fillets		5.80	6.44 +	CIF		
	Fillets, skinless	300-500 g/pc	7.50	8.33			
		500-1000	7.50	8.33			
Pike perch/Sandre/ Luciopeca <i>Sander lucioperca</i>	Fillet - skinless, PBI, IWP	500-1000 g/pc	5.81	6.45	CFR		
	Fresh - whole	Average size	11.50	12.78 =	France wholesale	Europe	
	Fillet		12.00	13.33 =			
Nile Tilapia/Tilapia du Nil/Tilapia del Nilo <i>Oreochromis niloticus</i>	Fillet - skinless, 20% glazing	70-140 g/pc	4.40	4.89	Spain CFR	China	
		140-200	4.55	5.06			
	Gutted, scale-less, 20% glazing	200-300 g/pc	2.40	2.67			
		300-500	2.90	3.22			
		500-800	3.40	3.78			
		> 800	3.45	3.83			
	Fillet	3-5 oz/pc	5.10	5.67	United States of America CIF	Viet Nam	
Pangasius <i>Pangasius hypophthalmus</i>	Fillet, thawed		4.50	5.00	Italy wholesale		
	Fillet		7.24	8.04			
	Fresh, fillet		5.00	5.56 -	Spain wholesale		
	Fillet		3.50	3.89			
	Fillet, 20% glazing	120-170 g/pc	2.95	3.28			
		170-230	2.95	3.28	CIF		
Fillets, interleaved, 0% glazing	170-230	4.25	4.72				
NON-TRADITIONAL SPECIES							
August 2024							
Sturgeon/Esturgeon/ Esturione <i>Acipenseridae</i>	Frozen - Whole	1.5-2 kg/pc	7.50	8.33	France CIF	France	
	Gutted	5-7 kg/pc	10.50	11.67			
	Fillets	200-300 g/pc	16.00	17.78			
		800-1000	16.00	17.78			
	<i>A.baeri</i>	Caviar (Aquitaine) metal boxes		1.400			1.556
European eel/Anguille d'Europe/ Anguilla europea <i>Anguilla anguilla</i>	Smoked	Medium	49.00	54.44 =	wholesale	Europe	
	Fresh		20.00	22.22 +	Italy CPT		
Common dentex/ Denté commun Denton <i>Dentex dentex</i>	Fresh - whole	225-300 g/pc	2.08	2.31	Spain FOB	Morocco	
		275-350	2.40	2.67			
		500-800	2.89	3.21			
		1-2 kg/pc	25.69	28.55	Italy CPT		
		2-3	28.78	31.97			
		3-5	25.97	28.86			
	5-7	27.03	30.04				
	7-10	23.88	26.53				



Fish Species Trade Name	Product Form	Grading	Price per kg		Reference & Area	Origin	
			EUR	USD			
NON-TRADITIONAL SPECIES (cont.)							
August 2024							
Dusky grouper Mérrou noir/Mero moreno <i>Epinephelus marginatus</i>	Fresh - whole	1-2 kg/pc	16.08	17.87 +	Italy CPT	Senegal	
		2-4	15.90	17.67 +			
		4-7	14.38	15.98 -			
		7-10	12.92	14.36 -			
		10-20	11.40	12.67 =			
	H&G	5-8 kg/pc	5.50	6.10	France/Spain CIF	Yemen	
		8-12	5.50	6.10			
		> 12	5.50	6.10			
White grouper/ Merou blanc/Cherna de ley <i>Epinephelus aeneus</i>	Gutted	1-2 kg/pc	9.88	10.98 -	Italy CPT	Senegal	
		2-4	11.31	12.57 +			
		4-7	11.70	13.00 +			
		7-10	10.29	11.44			
		> 10	10.90	12.11			
		small	4.46	4.95	CIF	Yemen	
	medium	4.46	4.95				
	big	4.46	4.95				
Small-scale grouper Mérrou petites écailles Mero escamoso <i>Epinephelus polylepis</i>		1-3 kg/pc	4.59	5.10			
		3-5	4.46	4.95 -			
		5-8	4.59	5.10			
		8-12	4.59	5.10			
		2-3 kg/pc	4.37	4.85	France/Greece CIF		
		3-5	4.37	4.85			
	5-8	4.37	4.85				
Spangled emperor/ Empereur moris/ Emperador relámpago <i>Lethrinus nebulosus</i>	H&G	3-5 kg/pc	4.50	5.00	Italy/Greece CIF		
	Gutted, scales off	3-5 kg/pc	3.02	3.35 -			
			1-2	2.61	2.90 -	France CIF	
			2-3	3.37	2.90 -		
		Headless, gutted	2-3	4.50	5.00	France CIF	
			3-5	4.50	5.00		
		5-10	4.59	5.10			
	Whole	1-2	2.66	2.95	France CIF		
		2-3	2.66	2.95			
Mahi mahi/Dorado/ Dorado <i>Coryphaena hippurus</i>	Gutted, skinless		2.66	2.95	Europe CIF	Mozambique	
	Fresh, gutted		8.43	9.37	Italy CPT	Imported	
	Fresh, filets		11.00	12.22	Spain FOB	Spain	
	Fresh, filets		2.65	2.94			
	H&G, headless	< 20 kg/pc	4.95	5.50 =			
Red pandora/ Pageot à tache rouge/ Breca chata <i>Pagellus bellottii</i>	Whole, blockfrozen	< 250 g/pc	1.59	1.77	Italy/Greece CFR	Yemen	
		200-350	2.38	2.64			
		300-500 g/pc	2.97	3.30			
		500-1000	1.98	2.20	France CFR		
	Whole	500-1500 g/pc	2.03	2.25			
	> 1500	2.03	2.25				
Common pandora/Pageot commun/ Breca <i>Pagellus erythrinus</i>	Fresh, whole		5.85	6.50	Spain FOB	Morocco	
		300-500 g/pc	8.60	9.56 -	Italy CPT		
		500-1000	11.22	12.47 -			
		1000-2000	10.94	12.16 -			
Blue shark/ Peau bleue/Tiburón azul <i>Prionace glauca</i>	H&G, skin-on	< 4 kg/pc	2.50	2.78 -	Spain FOB	Spain	
		4-7	2.25	2.50 -			
		7-12	1.75	1.94 -			
		12-20	1.55	1.72 -			
		> 20	1.45	1.61 -			
Mako shark/Taupe bleue Marrajo dientuso <i>Isurus oxyrinchus</i>		< 10 kg/pc	4.25	4.72 -			
		10-30	6.45	7.17 -			
		30-50	6.75	7.50 -			
		50-100	5.55	6.17 +			
		> 100	4.15	4.61 =			
Black marlin/Makaire noir/ Marlin negro <i>Makaira nigricans</i>	H&G, skin-on	< 80 kg/pc	4.75	5.28 =			
		> 80	4.85	5.39 =			
Blue marlin/Makaire bleu/ Marlin azul <i>Makaira indica</i>		< 80 kg/pc	4.75	5.28 =			
		> 80	4.85	5.39 =			
Thornback ray/ Raie bouclée Raya de clavos <i>Raja clavata</i>	Fresh, wings	300-500 g/pc	6.48	7.20 +	Italy CPT	Imported	
		400-600	6.52	7.24			
		500-800	8.58	9.53			
		Wings, skin-less	150-300 g/pc	5.70	6.33 +	Spain CIF	Netherlands (Kingdom of)
		300-600	5.90	6.56 =			
		> 600	6.05	6.72 =			
Crimson jobfish/ Colas fil/Panchito hebra <i>Pristipomoides filamentosus</i>	Whole, gutted	2-3 pc/kg	3.29	3.65 +	France/ Italy CIF	Yemen	
		3-5	3.29	3.65 +			
		5-10	3.29	3.65 +			



Fish Species Trade Name	Product Form	Grading	Price per kg		Reference & Area	Origin
			EUR	USD		
SEABASS/SEABREAM/ MEAGRE						
Seabass/Bar, Loup/Lubina <i>Dicentrarchus labrax</i>	Fresh - whole farmed	200-300 g/pc	4.60	5.11 =	Greece FOB	Greece
		300-450	4.80	5.33 -		
		450-600	5.10	5.67 -		
		600-800	7.00	7.78 -		
		800-1000	9.10	10.11 =		
		> 1000	10.00	11.11 =		
		200-300 g/pc	4.90	5.44 =	Italy CIF	
		300-450	5.10	5.67 -		
		450-600	5.40	6.00 -		
		600-800	7.30	8.11 -		
		800-1000	9.40	10.44 =		
		> 1000	10.30	11.44 =		
	200-300 g/pc	4.97	5.52 =	France CIF		
	300-450	5.17	5.74 -			
	450-600	5.47	6.08 -			
	600-800	7.37	8.19 -			
	800-1000	9.47	10.52 =			
	> 1000	10.37	11.52 =			
	200-300 g/pc	4.96	5.51 =	Spain CIF		
	300-450	5.16	5.73 -			
	450-600	5.46	6.07 -			
	600-800	7.36	8.18 -			
	800-1000	9.46	10.51 =			
	> 1000	10.36	11.51 =			
	200-300 g/pc	5.00	5.56 =	Germany CIF		
	300-450	5.20	5.78 -			
	450-600	5.50	6.11 -			
	600-800	7.40	8.22 -			
800-1000	9.50	10.56 =				
> 1000	10.40	11.56 =				
200-300 g/pc	4.97	5.52 =	Portugal CIF			
300-450	5.17	5.74 -				
450-600	5.47	6.08 -				
600-800	7.37	8.19 -				
800-1000	9.47	10.52 =				
> 1000	10.37	11.52 =				
Fresh - whole farmed	200-300 g/pc	5.24	5.82 =	UK CIF		
	300-450	5.44	6.04 -			
	450-600	5.74	6.38 -			
	600-800	7.64	8.49 -			
	800-1000	9.74	10.82 =			
	> 1000	10.64	11.82 =			
H&G, gutted, without scales, 20% glazing	200-300 g/pc	5.60	6.22 -	Spain CIF	Türkiye	
	300-400	5.70	6.33 -			
	400-600	5.80	6.44 -			
	800-1000	12.30	13.67 -			
Fillets, skin-on, 20% glazing	80-120 g/pc	7.90	8.78 -			
	120-160	8.10	9.00 -			
	> 160	8.50	9.44 +			
Fresh - whole - wild, from trawling	800-1000 g/pc	18.50	20.56 =	France wholesale	France	
	1000-2000	19.50	21.67 -			
	2000-3000	20.50	22.78 -			
Fresh - whole - wild, from line fishing	1000-2000 g/pc	22.50	25.00 -			
	2000-3000	23.50	26.11 -			
	> 3000	24.50	27.22 -			
Fresh - whole - farmed	400-600 g/pc	11.00	12.22 =			
	600-800	11.80	13.11 =			
	800-1000	12.80	14.22 =			
	300-400 g/pc	300-400 g/pc	6.70	7.44	Italy CPT	Croazia
		400-600	7.14	7.93		
		600-800	8.49	9.44		
	Large	Large	11.80	13.11 +		Italy (Orbetello)
		Medium	10.10	11.22 =		
		Small	7.80	8.67		
Fresh, wild	500-1000 g/pc	12.69	14.10 -		Morocco	
	1000-2000	12.55	13.94 -			
Fresh, wild, line caught	500-1000 g/pc	14.55	16.17 +			
	1000-2000	14.87	16.52 -			
	2000-3000	21.13	23.47			
Fresh, wild Fresh, farmed		16.00	17.78	wholesale	Europe	
		6.50	7.22			



Fish Species Trade Name	Product Form	Grading	Price per kg		Reference & Area	Origin
			EUR	USD		
SEABASS/SEABREAM/ MEAGRE (cont.)						
August 2024						
Seabass/Bar, Loup/Lubina <i>Dicentrarchus labrax</i>	Fresh, farmed	200-300 g/pc	3.53	3.92 -	Italy CIF	Greece
		300-450	5.45	6.06 -		
		450-600	5.72	6.36 -		
		600-800	6.98	7.76 -		
	Fresh, filets	800-1000	9.57	10.63 +	CPT	
		70-100 g/pc	9.92	11.02 -		
		100-140	9.84	10.93 -		
		140-180	11.45	12.72 -		
Gilthead seabream/ Dorade royale/Dorada <i>Sparus aurata</i>	farmed	200-300 g/pc	5.20	5.78 =	Greece FOB	
		300-450	5.80	6.44 =		
		450-600	5.90	6.56 =		
		600-800	6.80	7.56 =		
		800-1000	8.50	9.44 =		
		> 1000	10.00	11.11 =		
	200-300 g/pc	300-450	5.50	5.98 =	Italy CIF	
		300-450	6.10	6.64 =		
		450-600	6.20	6.89 =		
		600-800	7.10	7.89 =		
		800-1000	8.80	9.78 =		
		> 1000	10.30	11.44 =		
	200-300 g/pc	300-450	5.57	6.19 =	France CIF	
		300-450	6.17	6.86 =		
		450-600	6.27	6.97 =		
		600-800	7.17	7.97 =		
		800-1000	8.87	9.86 =		
		> 1000	10.37	11.52 =		
	200-300 g/pc	300-450	5.56	6.18 =	Spain CIF	
		300-450	6.16	6.84 =		
		450-600	6.26	6.96 =		
		600-800	7.16	7.96 =		
		800-1000	8.86	9.84 =		
		> 1000	10.36	11.51 =		
Fresh - whole farmed	200-300 g/pc	300-450	5.60	6.22 =	Germany CIF	
		300-450	6.20	6.89 =		
		450-600	6.30	7.00 =		
		600-800	7.20	8.00 =		
		800-1000	8.90	9.89 =		
		> 1000	10.40	11.56 =		
	200-300 g/pc	300-450	5.57	6.19 =	Portugal CIF	
		300-450	6.17	6.86 =		
		450-600	6.27	6.97 =		
		600-800	7.17	7.97 =		
		800-1000	8.87	9.86 =		
		> 1000	10.37	11.52 =		
200-300 g/pc	300-450	5.84	6.49 =	UK CIF		
	300-450	6.44	7.16 =			
	450-600	6.54	7.27 =			
	600-800	7.44	8.27 =			
	800-1000	9.14	10.16 =			
	> 1000	10.64	11.82 =			
Fresh - wild	500-1000 g/pc	24.40	27.11	Spain CIF		
	1000-2000	19.80	22.00			
	3000-4000	16.40	18.22			
Filets, skin-on, 20% glazing	80-120 g/pc	9.45	10.50 +	wholesale		
	120-160	9.45	10.50 +			
Fresh, wild		28.00	33.73 +	France wholesale		
Fresh, farmed		5.75	6.93 -			
Fresh, wild	500-800 g/pc	18.50	20.56	France wholesale		
	800-1000	20.50	22.78			
	> 1000	21.00	23.33 =			
Fresh - farmed	300-400 g/pc	9.30	10.33 =	France wholesale		
	400-600	10.80	12.00 =			
	600-800	11.80	13.11 =			
	800-1000	12.80	14.22 =			



Fish Species Trade Name	Product Form	Grading	Price per kg		Reference & Area	Origin
			EUR	USD		
SEABASS/SEABREAM/ MEAGRE (cont.)						
August 2024						
Gilthead seabream/ Dorade royale/Dorada <i>Sparus aurata</i>	Fresh, farmed	300-400 g/pc	6.21	6.90 +	Italy CIF CPT	Greece
		200-300 g/pc	4.18	4.64 -		
		300-400	5.43	6.04 +		
		400-600	5.51	6.12 +		
		600-800	5.61	6.24 +		
		800-1000	6.36	7.07 +		
	Fresh, filets	70-100 g/pc	10.80	12.00 +		
		100-140	10.93	12.14 +		
		140-180	10.88	12.09 +		
	Fresh - wild	800-1000	18.36	20.40		Morocco
		1000-2000	20.72	23.02 -		
		2000-3000	18.79	20.88		
		> 3000	14.90	16.56		
Fresh - farmed	Large	11.40	12.67 =	Italy (Orbetello)		
	Medium	10.20	11.33 =			
	Small	7.80	8.67	Croatia		
	300-400 g/pc	6.50	7.22			
White seabream/Sar/Sargo <i>Diplodus sargus</i>	Fresh	400-600 g/pc	6.90	7.67	Senegal Spain	
		600-800	7.50	8.33		
		300-500 g/pc	7.11	7.90		
		500-1000	7.70	8.55		
Meagre/Maigre commun/Corvina <i>Argyrosomus regius</i>	Fresh - Whole farmed	800-1000 g/pc	6.27	6.97 +	Greece	
		1000-2000	7.29	8.10 +		
		> 2000	7.36	8.18 +		
	Fresh- whole, wild	0.5-1 kg/pc	12.52	13.91	Mediterraneo	
		1-2	14.28	15.87		
		2-4	12.67	14.08 +		
		3-5	12.57	13.97 +		
		5-10	12.60	14.00 +		
		10-15	12.45	13.84 =		
		15-20	11.79	13.10 -		
		20-30	11.96	13.28		
	Fresh, cultured		10.00	11.11 +	Spain wholesale	
			7.70	8.56 +		
> 1000 g/pc		16.20	18.00 =	France wholesale France		



The European Fish Price Report is a monthly GLOBEFISH publication. This issue was prepared by Helga Josupeit, Rodrigo Misa, William Griffin and Firoza Buranudeen.

PRICE REFERENCE (INCOTERMS 2010)

CFR	Cost and Freight
CIF	Cost, Insurance and Freight
CIP	Carriage and Insurance Paid To
CPT	Carriage Paid To
DAT	Delivered at Terminal
DAP	Delivered at Place
DDP	Delivered Duty Paid
EXW	Ex Works
FCA	Free Carrier
FAS	Free Alongside Ship
FOB	Free on Board

PRODUCT FORM

C&P	Cooked and Peeled
FAS	Frozen at Sea
H&G	Headed and Gutted
HOG	Head on Gutted (salmon)
IQF	Individually Quick Frozen
IWP	Individually Wrapped Pack
PBI	Pinbone In
PBO	Pinbone Off
PD	Peeled and Deveined
PTO	Peeled Tail On
PUD	Peeled, Undeveined

CURRENCY RATES

		US\$	EUR
Canada	CAD	1.35	1.50
Norway	NOK	10.52	11.70
USA	USD		1.11
EU	EUR	0.90	
Denmark	DKK	6.70	7.46
Russia	RUR	91.28	101.94
Poland	PLN	3.86	4.30
UK	GBP	0.76	0.84

Exchange Rates 28.8.2024

Acronyms

FAD	Fish aggregating device
HORECA	Hotels, Restaurants, Catering
NSC	Norwegian Seafood Council
ICCAT	International Commission for the Conservation of Atlantic Tunas
IATTC	Inter American Tropical Tuna Commission

SYMBOLS

- + Price increased in original currency since last report
- Price decreased in original currency since last report
- = Updated but unchanged price
- ^ New insertion
- Not updated since last issue

**GLOBEFISH Market Reports are available from the GLOBEFISH web site:
www.fao.org/in-action/globefish**



Food and Agriculture
Organization of the
United Nations

EUROPEAN PRICE REPORT

GLOBEFISH


Trade and Market Team (NFIMT)
Fisheries and Aquaculture Division
Food and Agriculture Organization of the United Nations
Viale delle Terme di Caracalla
00153 Rome, Italy

globefish@fao.org

www.globefish.org



#FAOfish



GLOBEFISH