



Food and Agriculture
Organization of the
United Nations

EUROPEAN PRICE REPORT



Latest trends

July 2024
7/2024

Trading is slowing down, as the supply for the holiday season is already secured. Besides, some processing companies in southern Europe close for the summer period. Product prices are rising steadily for some capture fish; for instance, sole prices are about EUR 5.00 per kg ahead of what they were at the same time last year.

In contrast, prices of cultured species such as seabass and seabream are stable, although salmon prices have declined further. Small pelagic catches are good at the moment, practically in all European waters and for all species. As a result, their prices are dropping drastically, sometimes by half compared to just one month earlier.

GROUND FISH

Prices of cod continue to go up due to low catch quotas at present and in the near future. The Russian-Norwegian research group for the Barents Sea is advising a 31 percent cut in the cod quota for 2025 to just 311 587 tonnes, which is to be shared between Russia and Norway. If approved, this will be the lowest cod quota since 2003. The group also advises that the 2025 haddock quota in the Barents Sea should be cut to 106 912 tonnes, a 16 percent reduction compared to 2024. This follows a 24 percent reduction in 2024 compared to 2023.

Index for prices

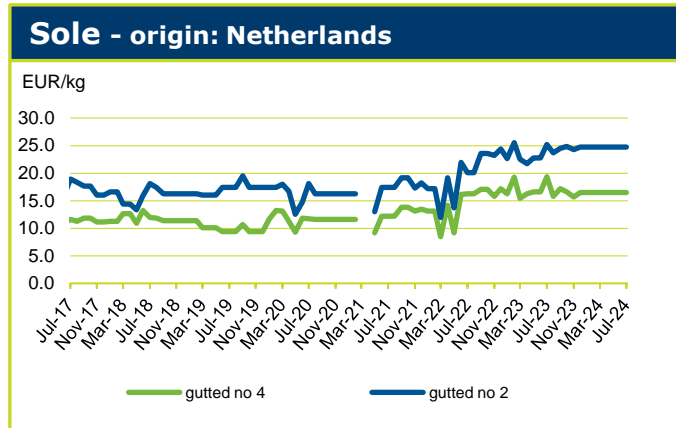
Groundfish	11
Flatfish	13
Tuna	15
Small Pelagics	19
Cephalopods	12
Crustaceans	17
Bivalves	19
Salmon	22
Trout	23
Freshwater fish	23
Non-Traditional Species	23
Seabass-Seabream-Meagre	25

The European Fish Price Report, based on information supplied by industry correspondents, aims to provide guidance on broad price trends. Price information is indicative and should be used only for forecasting medium- and long-term trends. FAO is not responsible for any errors or omissions.

GROUND FISH (cont.)

Normally, quota cuts for cod in the Barents Sea have not exceeded 20 percent, but apparently, a more drastic measure is now called for. According to the researchers, an improved quota can be expected in 2026 if the advice for 2025 is followed by the authorities.

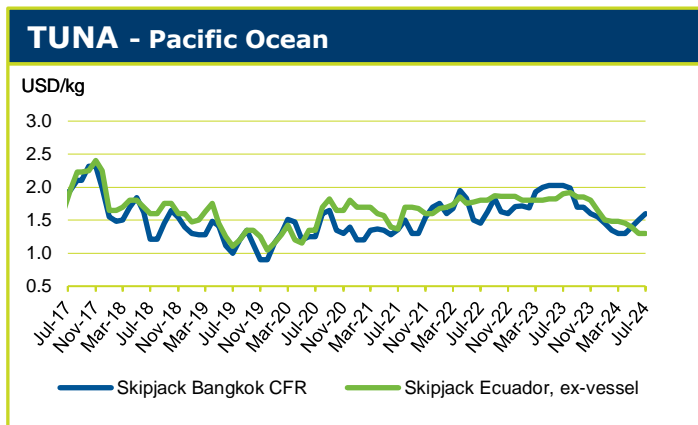
The groundfish processing industry in Europe is entering the holiday season, with some plants reducing production and others put on hold. Groundfish supplies are therefore low, but prices are stable; the exception is cod, for which prices are going up due to lower TACs and the overall difficult resource situation.



TUNA - BILLFISHES

The 1.5-month FAD closure in the Western and Central Pacific commenced on 1 July. Fishing has slowed down to the moderate-to-poor level, with yellowfin catches being minimal. Meanwhile, the raw material demand from Thai canneries remains high. With the reduction in catching, skipjack prices have increased again.

Catching in the Indian Ocean has improved to the moderate level, especially for yellowfin, with some fleets already approaching their 2024 quota limit for the species. Yellowfin prices are down because of the improved catching but skipjack prices have continued to increase due to strong demand from Europe.

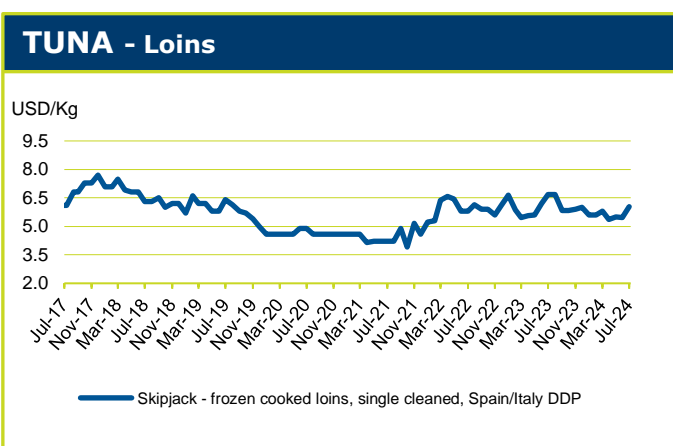
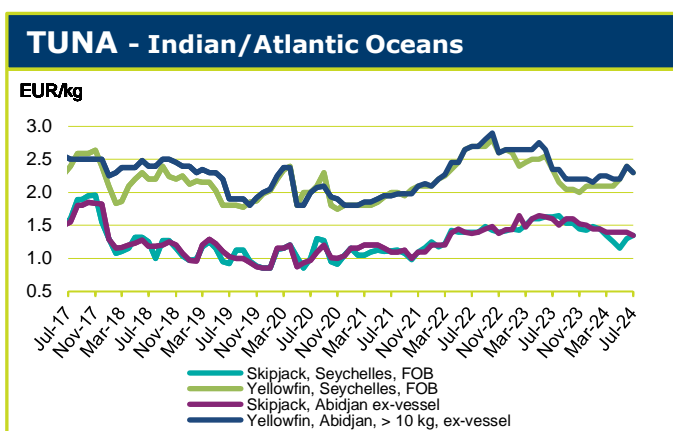


TUNA – BILLFISHES (cont.)

Fishing in the Atlantic Ocean remains poor with a high percentage of bycatch, causing canneries to be short of raw material, especially yellowfin. Despite the poor fishing, both skipjack and yellowfin prices have fallen.

No change in the Eastern Pacific Ocean as fishing remains good and the local canneries are still receiving raw materials at production rate only. Fishing vessels are still having to wait for two weeks before unloading at busy ports. The skipjack price remains stable, and is now USD 300 per tonne below the Bangkok level while yellowfin prices are down.

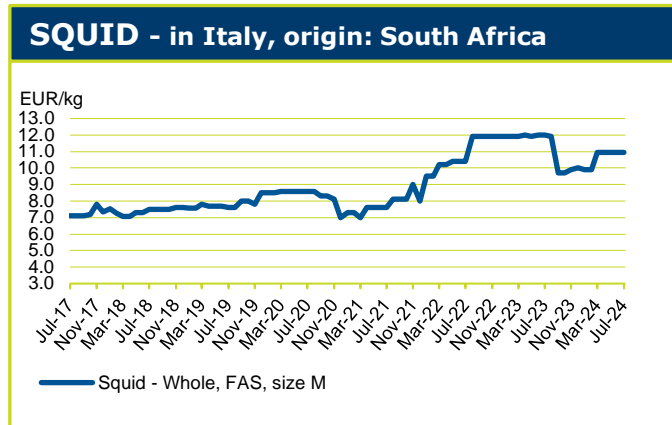
In the European market, demand for skipjack has picked up and prices have gone up, particularly for cooked, single-cleaned skipjack loins. However, yellowfin prices have fallen due to the improvement in Indian Ocean catches.



CEPHALOPODS

Squid is in substantial supply at the moment, as catches by Argentina are reportedly good. Prices have stayed stable though, as demand is strong.

The closed fishing season for squid in South Africa ended on 30 June. While the season started again on 1 July, the bad weather has severely curtailed fishing activities. Traders are hold backing from entering the market until they have some idea of how good the catches will be.



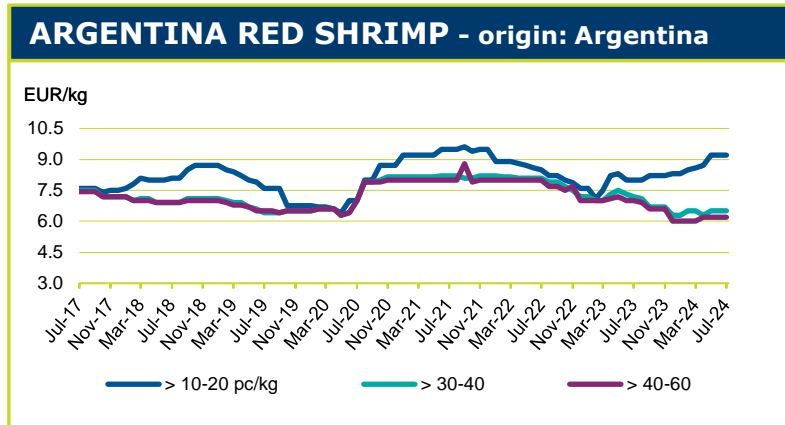
In late June, it was announced that Morocco was increasing its octopus quotas by 19 percent to 17 200 tonnes for the season. The frozen-at-sea quota was increased by 20 percent to 9 828 tonnes, while the trawler quota was raised to 1 716 tonnes, and the artisanal quota to 4 056 tonnes.

During the first months of 2024, prices had been well below the levels of both 2023 and 2022. However, with the closure of the Mauritanian octopus season on 20 April and the depleted cold storage holdings in the main markets, Italy and Spain, price levels have since risen. With the higher Moroccan quota, prices are likely to decline in coming months. Demand for octopus is strong due to the holiday season, one of the main consumption periods in Europe.

Octopus is harvested from the waters off the islands of Indonesia, such as Java, Sulawesi, Sumatera and Lombok. The present low catches are keeping prices from rising but from October, the landed volume around Java is estimated to go up.

CRUSTACEANS

At present, the shrimp fisheries in Argentina is reportedly good, with medium-sized shrimp being landed. Prices have stabilized at the EUR 6.50–7.30 per kg level for the 20–30 and 30–40 pieces per kg sizes.



Prices of Indonesian shrimp have risen due to the current low supply and the impact of the US antidumping tax of around six percent on the product. Faced with a situation that does not cover their costs, farmers are refraining from stocking their ponds. At the same time, packers say that the present price of raw material is too high and that they are finding it difficult to get a good selling price. Price levels will adjust eventually in a month or two, and be lower in line with the market demand.

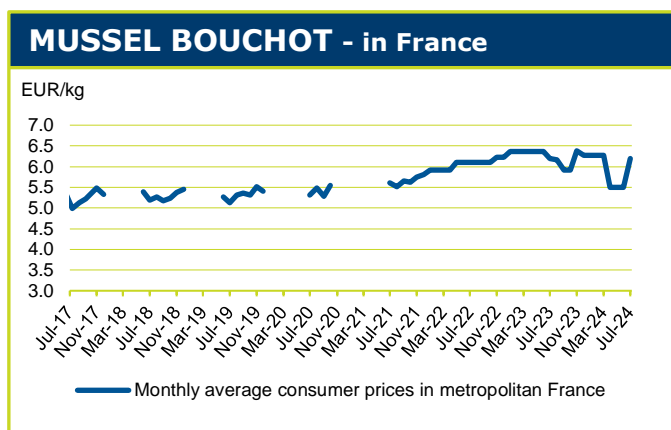
The European market is amply supplied by lobster from North America and northern Europe. Prices are down by EUR 3.00 per kg compared with June 2024 levels. In May, lobster catches in Atlantic Canada were at a record high level; so high, in fact, that it was reportedly difficult to sell it all. Processors were working at full capacity, but the lobsters kept piling up, which some claimed was partly due to a reduced demand for lobsters in China.

BIVALVES

For anyone with questions on the ideal season to eat mussels, the opinion held generally in France is that mussels are best eaten during the months with an "r", that is: January, February, March, April, September, October, November and December. However, other consumers insist that mussels are only eaten during the months with a "ber", i.e.: September, October, November and December. Actually, every month lends itself perfectly to eating mussels, and in France, one can eat mussels all year round, especially with modern refrigeration systems. As a general rule, green mussels are at their best from April to August while the best season for bouchot mussels is from September to April.

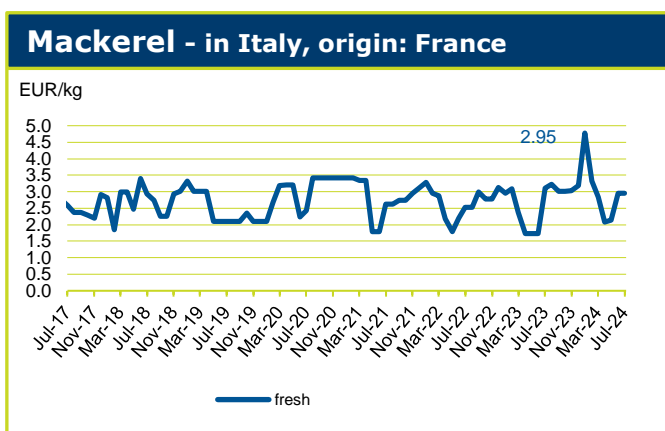
Bouchot mussels, named after the special stakes ("bouchots") on which they grow, are a delicacy known for their sweet, succulent flesh and rich seafaring taste. While Normandy is a major culture area, there are also Morisseau bouchot mussels which are grown near the bay of Mont-Saint-Michel, in France. The culture process of these latter mussels is unique: they attach themselves to the Morisseau bouchots of Mont-Saint-Michel which are located in shallow coastal waters, and are maintained by hand for several months. The main difference between the bouchot mussels of Morisseau and those of Normandy lies in the quality of the water, with Morisseau bouchot mussels being softer and sweeter, and having a unique saltiness that reflects the taste of the sea.

Production in France of bouchot mussels has just started. Prices are high at EUR 6.20 per kg, some three percent ahead of last year's level. These mussels reach maturity in October/November and are ideally eaten until the beginning of April, but they are also readily available in supermarkets until July. It is during this period that the meatiest bouchot mussels are available.



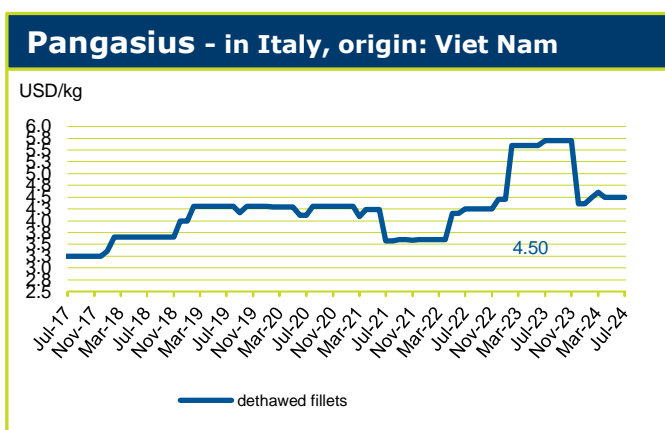
SMALL PELAGICS

Small pelagics are generally in good supply, especially from the Mediterranean Sea. Summer is usually not a very good consumption period for this type of fish due to high temperature, but overall, demand is stable and prices are coming down significantly. The Spanish wholesale price for fresh sardine was EUR 2.00 per kg in July, EUR 1.00 per kg less than last month. Anchovy prices went down even more drastically, from EUR 4.50 per kg in June to EUR 2.50 per kg in July in the Barcelona wholesale market. Similarly, prices of mackerel and horse mackerel have declined.



FRESHWATER

Tilapia is not really a favourite item in the European market. Total imports into the European Union are around 40 000 tonnes per year, a small amount when compared with 84 000 tonnes of pangasius and 45 000 tonnes of Nile perch. The main European importing countries for tilapia are the Kingdom of the Netherlands and France, while the leading supplier is China, which accounts for 90 percent of the tilapia supply shipped to the European Union.

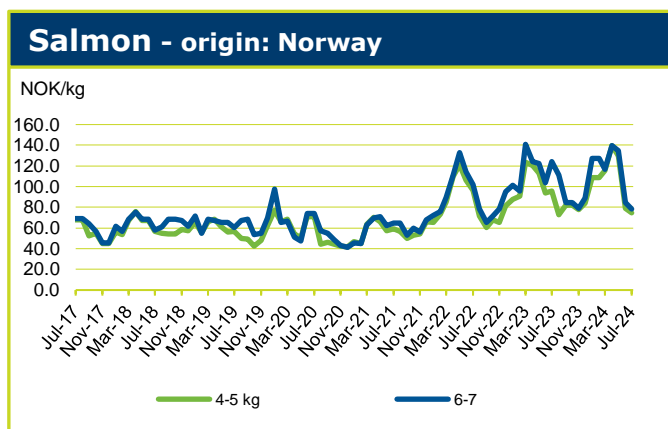


SALMON

The Norwegian Seafood Council (NSC) reported a demanding situation in the first half of the year with biological challenges that resulted in lower harvesting volumes and a change in product composition towards more fillets.

Norway exported 500 660 tonnes of salmon worth NOK 56.3 billion in the first half of the year, which represented declines of four percent and three percent, respectively, compared with the same period of last year. Poland, Denmark and the United States of America were the largest markets for the species in the reviewed period.

According to NSC data, the price of fresh whole salmon reached a record high of NOK 107 per kg, up NOK 1 from the previous record in the first half of 2023. In May, the export price for fresh salmon was NOK 116.66 per kg, falling to NOK 85.85 per kg in June, a record decline of NOK 30.81 per kg. In that month (June 2024), Norway exported 93 400 tonnes worth NOK 8.9 billion, down four percent and 15 percent, respectively, compared with June last year.



Of particular note is the fact that the fall in seafood export value in June was the second largest ever, measured against June 2023. Salmon comprises 70 percent of the total value of Norwegian seafood exports and thus, the significant decline in June was caused by a drastic fall in the price of fresh whole salmon. The fall in value in June 2024 was only beaten by March this year, but that change must be seen in the context of Easter.

Analysts of the institution pointed out that global competition is increasing and this has particularly affected prices to markets that have traditionally paid the most for salmon. In June, there was a big drop in prices to markets such as Italy, Republic of Korea, China and the United States.

TROUT

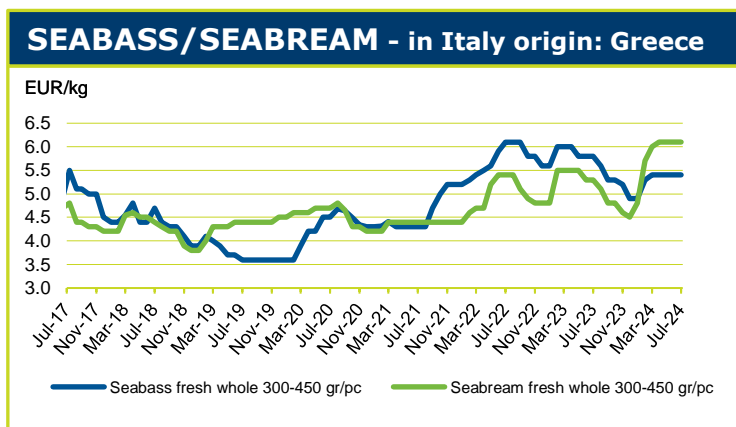
Contrary to salmon, Norwegian trout figures were more positive. A total of 29 839 tonnes worth NOK 2.9 billion were exported in the first half of 2024, representing growths of 44 percent in terms of volume and 27 percent in value, as compared to the same period in 2023. In June alone, Norway exported 6 300 tonnes of trout worth NOK 502 million, up 27 percent in volume but down three percent in value. Ukraine, the United States and Thailand were the most important markets in the period under review.

The NSC noted that in Ukraine, which is a market for both salmon and trout, the export volume of salmonids increased by 11 percent, despite a 30 percent decline in salmon. This shift towards trout in Ukraine must be seen in the context of price comparison. So far this year, the average price of salmon to Ukraine is NOK 111.29 per kg, while the average price of fresh trout is NOK 88.69 per kg.

SEABREAM/SEABASS

Consumption levels remain notably lower compared to the previous year, with the approach of high summer generating little change in demand. Producers are navigating a highly challenging market, where inflation and rising production costs significantly constrain profitability.

Exports from Turkey, bolstered by a weakened exchange rate, increased to 51 500 tonnes in the first five months of the year (+16.5 percent) as compared to the same period in 2023. However, other producers such as Greece and Spain saw drops to 35 000 tonnes (-23.7 percent) and 7 600 tonnes (-23.3 percent), respectively. Seabass harvests from Greece are expected to increase towards the end of the summer, which is likely to stabilize prices.





SEABREAM/SEABASS (cont.)

Despite slow demand, seabream prices have shown a strong recovery since the start of the year, reversing the trend in the past couple of years when seabass had exceeded seabream in price. For instance, while seabass on the Italian market had enjoyed a margin of between EUR 0.20–0.50 per kg over seabream throughout 2022 and 2023, since January 2024, seabream has been the more expensive of the two. Nevertheless, prices for both species have remained remarkably stable since March of this year, with the level for small and medium-sized fish on the Spanish wholesale market fluctuating by less than five percent over the last five months. In general, these prices are approximately 30 percent below their peak in July 2023 for that market.



Fish Species Trade Name	Product Form	Grading	Price per kg		Reference & Area	Origin		
			EUR	USD				
GROUND FISH								
						July 2024		
Cod/Cabillaud, Morue/ Bacalao <i>Gadus morhua</i>	Fresh - Whole	1-2 kg/pc	7.72	8.39	Italy CPT	Denmark		
		2-4	8.78	9.54				
	Fresh, fillet	100-200 g/pc	9.50	10.33				
		200-400	10.27	11.16				
		500-1000	10.85	11.79				
	Frozen, Fillet, 10 percent glazing	> 1000	8.54	9.28				
		20 percent glazing	7.80	8.48				
	Stockfish, soaked		7.60	8.26				
	Fresh, fillet	100-200 g/pc	15.00	16.30 -			wholesale	Norway
		200-400	12.90	14.02 +				
	Stockfish, dry	700 g/pc	26.00	28.26 =	DDP	Iceland		
	wet salted fillets	700-1000 g/pc	13.00	14.13 =				
	IQF, loin portion single frozen	100-150 g/pc	13.00	14.13	CIF			
	Salted cod			16.50	17.93 =	Spain wholesale	Europe	
		Fresh		8.00	8.70 +			
		Frozen		16.00	17.39 -			
		Fresh cultured		4.00	4.35 =			
		Fresh fillets		8.50	9.24 -			
	Fresh, headed	2-3 kg/pc	9.50	10.33 =	France wholesale	Europe		
		3-4	10.00	10.87 =				
4-5		10.70	11.63 =					
Fillet		100-200 g/pc	14.50	15.76 =				
	200-300	15.50	16.85 +		France			
Fresh - whole		12.00	13.04 ^	Germany retail	Germany			
		27.00	29.35 ^					
Fresh		NOK 52.59	4.40	4.78 -	Norway export price	Norway		
	Fresh, fillet	NOK 129.67	10.85	11.78 -				
	whole	NOK 52.69	4.41	4.79 -				
	fillet	NOK 99.16	8.30	9.01 +				
Fillet	1 kg/pc	GBP 21.10	25.12	27.40	United Kingdom retail	Iceland		
	Portion	GBP 34.50	41.07	44.81				
	salted and dried	1000	GBP 44.50	52.98			57.79	
<i>Gadus macrocephalus</i>	Fillet - wet salted - 1st quality produced from frozen raw material	400-700 g/pc	11.30	12.28 =	Italy CIF	Denmark		
	Defrosted, whole		14.93	16.23	CPT			
	Fillet -skin-on MSC certified	500-1000 g/pc	4.55	4.95 =	Spain CIF	China		
	25 percent glazing	> 1000 g	4.55	4.95 =				
	Fillet - wet salted	200-400 g	5.70	6.20 =				
Hake/Merlu/Merluza <i>Merluccius capensis</i>	Minced block		2.08	2.26 =	Namibia FOB for Spanish market	Namibia		
	Fillets	100-110 g/pc	4.95	5.38	United States of America CIF			
	Fillets, skin-on, interleaved	170-230 g/pc	6.75	7.34	Spain FOB			
		230-300	6.80	7.39				
		283-340	6.17	6.71				
		> 340	6.17	6.71				
	Fillets, skin-less, interleaved	55-115 g/pc	6.15	6.83		South Africa		
		110-170	6.38	7.09				
		250-450	5.89	6.54				
	IQF portion, trapeze	90-110 g/pc	9.60	10.43	Italy CIF			
<i>Merluccius merluccius</i>	Fresh - whole	100-200 g/pc	4.23	4.60	CPT	Mediterranean		
		200-300	4.78	5.20				
		300-400	5.78	6.28				
		500-1000	6.35	6.90				
		1000-2000	7.53	8.18				
	Fillets	2000-4000	5.24	5.70				
			6.72	7.30				
	Fresh - whole	200-400	10.00	10.87 +			wholesale	
		400-600	10.00	10.87 -				
	Fresh - whole	1-2 kg/pc	5.20	5.65 =			France wholesale	France
2-3		6.00	6.52 =					
3-4		8.20	8.91 -					
4-5		7.70	8.37 =					
Fillets		10.50	11.41 =		Europe			
Fillets	3-4 pc/kg	6.10	6.63 -	Spain wholesale	Spain			
	Fresh, from trawling	> 1000 g/pc	6.00			6.52 +		
	Fresh, from longlining	> 1000	7.50			8.15 +		
		> 1000	8.00			8.70 -		
	IQF, H&G	0.7-1 kg/pc	2.45			2.66	FOB	Europe
		1-2	2.95			3.21		
		1.5-2.5	2.99			3.25		
	H&G, interleaved	60-120 g/pc	1.87			2.03		Spain
100-200		1.98	2.15 =					



Fish Species Trade Name	Product Form	Grading	Price per kg		Reference & Area	Origin		
			EUR	USD				
GROUND FISH (cont.)								
						July 2024		
<i>Merluccius hubbsi</i>	H&G, interleaved	80-200 g/pc		1.98	2.15	Spain FOB	Argentina	
		300-400		2.48	2.70 +			
		400-600		2.79	3.03 +			
		650-900		2.90	3.15 =			
	Fillet	80-120 g/pc		4.65	5.05	Italy CPT		
		100-300 g/pc		1.97	2.15 ^			
<i>Merluccius polli</i>	H&G, interleaved	100-200 g/pc		2.08	2.26	Spain FOB	Guinea/ Senegal/Mauritania	
		200-300 g/pc		2.27	2.47			
		300-425 g/pc		2.45	2.66			
		1000-1500		3.15	3.42			
<i>Merluccius gayi</i>		100-300 g/pc		2.15	2.34		Ecuador	
<i>Merluccius productus</i>	Fillet, PBO Minced block Fillet, skin on, MSC Fillet, skinless, MSC	150-300 g/pc		2.25	2.45	ex coldstore CIF	USA China	
				2.94	3.20 =			
				2.02	2.20 =			
				3.75	4.08			
Haddock/Eglefin/Eglofino <i>Melanogrammus aeglefinus</i>	H&G	< 0.8 kg/pc	NOK	18.75	1.57	1.70	Sweden FCA	Norway
		Fillet			6.00	6.52	United States of America CIF	Poland
	H&G	> 0.8 kg/pc		2.28	2.48			Russia
	Fillet, skin on	1 kg/pc	GBP	17.00	20.24	22.08	United Kingdom retail	Iceland
		500 g/pc	GBP	18.50	22.02	24.03		
	Whole, 20 percent glazing	300-500 g/pc			2.70	2.93	Spain CIF	Netherlands
500-700				3.20	3.48			
Fillet, skin on, 20 percent glazing	100-200			5.20	5.65			
	200-400			6.20	6.74			
Ling/Lingue franche/ Maruca <i>Molva molva</i>	Fillet - wet salted Produced from fresh raw material 1st quality	1-1.5 kg/pc		6.00	6.52 =	Italy DDP		
	IQF, fillets, skin-on	0.5-1.2 kg/pc		3.45	3.75	Spain FOB	Spain	
Monkfish/Baudroie/ Rape <i>Lophius spp.</i>	Fresh, tail	< 300 g/pc		9.60	10.43	Italy CPT	UK	
		200-500		10.89	11.84			
		500-1000		11.97	13.01			
		1000-2000		12.45	13.53			
		> 2000		13.11	14.25			
	Fresh, whole	100-300 g/pc			3.37	3.66		Mediterranean
		300-600			5.70	6.20		
		600-1000			9.67	10.51		
		500-1000			5.21	5.66		
		1000-2000			6.30	6.85		
	Whole	250-500 g/pc			9.25	10.05	Spain FOB	Namibia
		500-1000			9.45	10.27		
	Whole, gutted	250-400 g/pc			4.45	4.84		Spain
		300-600			4.78	5.20		
Whole, skinless	1-1.5 kg/pc			12.75	13.86			
	1-2			12.85	13.97			
	2-3			13.25	14.40			
Tails, skin-on, 20% glazing	300-500 g/pc			6.95	7.55	CIF	Faroe Islands	
	500-1000			9.25	10.05			
Fresh, whole				16.00	17.39 +	wholesale	Spain	
				15.00	16.30 +			
Whole				4.75	5.16 +		China	
John Dory/ Saint Pierre/ Pez de San Pedro <i>Zeus faber</i>	Fresh - whole	1-2 kg/pc		14.50	15.76 =	France wholesale	France	
		2-3			16.00			17.39 +
		500-1000 g/pc			15.50			16.85
	Fresh - gutted	1000-2000			19.32	21.00	Italy CPT	Italy
		2000-3000			20.62	22.41		
		600-800			12.06	13.11		
		800-1000			14.49	15.75		
		1000-2000			15.81	17.18		
	Fresh - fillets	> 2000			17.09	18.58		
					10.88	11.83		
H&G	< 200 g/pc			1.35	1.47	Spain FOB	Mauritania/ Guinea/Senegal	
	80-250			1.90	2.07			
	100-300			1.85	2.01			
	300-500			1.95	2.12			
	> 500			6.35	6.90			
Filletlets	80-120 g/pc			4.45	4.84		Morocco	
Filletlets, skin-on	100-150 g/pc			4.65	5.05	CIF	China	
	150-200			5.05	5.49			
	> 200			5.35	5.82			



Fish Species Trade Name	Product Form	Grading	Price per kg		Reference & Area	Origin	
			EUR	USD			
GROUND FISH (cont.)						July 2024	
Golden redfish Sébastes doré Gallineta dorada <i>Sebastes mentella</i> <i>Sebastes marinus</i>	Block, H&G, Japanese cut	50-100 g/pc	2.05	2.23	Spain FOB	Russian Federation	
		100-150	2.29	2.49			
		150-200	2.95	3.21			
		200-300	3.28	3.57			
	Block, whole	300-500	3.55	3.86			
		150-180 g/pc	1.25	1.36 =		Spain	
Fillets, skin-on, 25% glazing	100-200	1.25	1.36 =	Iceland			
	200-300	1.50	1.63				
<i>Sebastes norvegicus</i>	Fillets, skin-on, 25% glazing	120-160 g/pc	5.90	6.41 -	CIF	Norway	
		160-200	5.95	6.47 -			
Alaska pollack/Lieu de l'Alaska/Colín de Alaska <i>Theragra chalcogramma</i>	Fillets, skinless 25 percent glaze 20 percent glaze, MSC	200-400 g/pc	3.65	3.97	Spain CIF	China	
		400-600	3.65	3.97			
		120-170 g/pc	2.60	2.83			
		170-230	2.80	3.04 =			
		230-300	2.35	2.55 -			
	Fresh - whole fillet		8.00	12.90 ^	Germany retail	Germany	
		18.00	19.57 ^				
Dentex commun Dentón <i>Dentex dentex</i>		1-2	25.69	27.93	Spain CIF	China	
		2-3	28.78	31.28			
		3-5	25.97	28.23			
		5-7	27.03	29.39			
		7;10	23.88	25.95			
		225-300 g/pc	2.08	2.26			FOB
275-350	2.40	2.61					
300-425	2.67	2.90					
500-800	2.89	3.14					
Flathead grey mullet/ Mulet à grosse tête/ Pardete <i>Mugil cephalus</i>		600-1000 g/pc	1.28	1.39		Morocco	
		1000-2000	1.49	1.62			
Bogue/Boga <i>Boops boops</i>	IQF, whole	6-8 pc/kg	0.98	1.07	ex-vessel	Spain	
		3-6	1.09	1.18			
	Fresh		0.90	0.98 -	wholesale		
			1.06	1.15	Italy CPT		
FLATFISH						July 2024	
Turbot/Rodaballo <i>Psetta maxima</i>	whole, farmed	0.4-0.6 kg/pc	9.85	10.71	Spain CIF	Spain	
		0.6-0.8	9.85	10.71			
		0.8-1	9.85	10.71			
		1-1.5	9.85	10.71			
	Fresh - whole wild	0.3-0.5 kg/pc	12.25	13.32		Netherlands (Kingdom of)	
		0.5-1	13.35	14.51			
	Frozen, gutted, 20% glazing	300-500 g/pc	8.00	8.70			
		400-600	8.30	9.02 -			
		600-800	10.95	11.90 -			
		800-1000	11.10	12.07 -			
		1000-2000	13.55	14.73 -			
	Fillets, skin-less, 20% glazing	200-400 g/pc	25.95	28.21 +			
		400-600	27.50	29.89 +			
	Fresh - whole, wild		21.00	22.83 +	wholesale	Spain	
		Fresh - whole, farmed	10.00	10.87 -			
	Frozen Culture	400-600 g/pc		14.50	15.76 -	Italy CPT	Spain/Portugal
				12.50	13.59		
				10.88	11.83		
				11.85	12.88		
				10.59	11.51		
			10.85	11.79			
			10.81	11.75			
			15.82	17.20			
			16.53	17.97			
			16.00	17.39			
Fresh - gutted, wild	0.5-1 kg/pc	19.15	20.82		Netherlands (Kingdom of)		
	1-2	31.50	34.24				
Fresh - fillets	2-3	19.89	21.62				
	0.15-0.2	19.53	21.23				
Fresh - whole	0.5-1	14.77	16.05				
	1-2	14.50	15.76				
	2-3	14.50	15.76				
	3-4	14.42	15.67				
	4-5	16.47	17.90				
	Big	21.00	22.83				
Fresh - whole, wild	1-2 kg/pc	23.00	25.00 +	France wholesale	France		
	2-3	27.00	29.35 +				
	3-4	26.00	28.26				



Fish Species Trade Name	Product Form	Grading	Price per kg		Reference & Area	Origin	
			EUR	USD			
FLATFISH (cont.)							
July 2024							
Sole/Sole/ Lenguado <i>Solea vulgaris</i>	Fresh - whole wild	120-175 g/pc	13.45	14.62	Spain CIF	Netherlands (Kingdom of)	
		175-200	15.10	16.41			
		160-360	10.50	11.41			
	Gutted, 20 percent glaze	110-160 g/pc	11.65	12.66 +	wholesale	Spain	
		160-200	12.25	13.32 -			
		200-250	12.40	13.48 -			
		250-300	12.82	13.93 -			
		300-350	15.20	16.52 -			
		350-400	17.85	19.40 ^			
		400-500	19.40	21.09 -			
	Fresh Frozen Fillets			16.50 14.00 25.00			17.93 15.22 + 27.17 =
	Fresh - whole			29.00	31.52 ^	Germany retail	Germany
	Fresh - gutted	5	14.19	15.42	Italy CPT	Netherlands (Kingdom of)	
		4	17.89	19.45			
		3	22.72	24.70			
2		24.46	26.59				
Fresh - whole	1	21.78	23.68	wholesale	Italy		
	18.12	19.70					
	200-300 g/pc	21.29	23.14				
	300-400	22.12	24.04				
	400-600	23.68	25.74				
	600-800	20.56	22.35				
	800-1000	19.00	20.65				
1-2	15.03	16.34					
100-200 g/pc	12.00	13.04					
200-300	23.50	25.54 +			North Sea		
Fresh - whole, wild	1	29.00	31.52 =	France wholesale	France		
	2	28.50	30.98 =				
	3	22.00	23.91 =				
	4	20.00	21.74 =				
Sand sole/sole-pole Lenguado de arena <i>Solea lascaris</i>	Fresh - whole	150-300 g/pc	12.39	13.47	Italy CPT	West Africa	
		300-600	12.01	13.05			
Senegalese sole/sole du Sénégal Lenguado senegalés <i>Solea senegalensis</i>	Fresh - whole, farmed	300-400 g/pc	20.40	22.17	Spain		
		400-500	20.50	22.28			
		500-600	20.50	22.28			
		600-700	20.50	22.28			
	800-1000	20.50	22.28				
Frozen on board, IWP whole, frozen on land	400-500 g/pc	8.25	8.97	Spain CIF FOB	Guinea		
	15.19	1.45	1.58				
		1.39	1.51				
Brill/Barbue/ Remol <i>Scophthalmus rhombus</i>	whole, 30% glazing	0.2-0.3 kg/pc	5.55	6.03 -	CIF	Netherlands (Kingdom of)	
		0.3-0.5	7.80	8.48 -			
		0.5-0.8	8.40	9.13 -			
	25% glazing	1-2	10.45	11.36 +			
European plaice/ Plie d'Europe/ Solla europea <i>Pleuronectes platessa</i>	Fresh - whole	300-400 g/pc	5.00	5.43	Italy CPT wholesale	Germany	
		400-600	5.20	5.65			
		> 600	5.35	5.82			
	Fillet, white skin on, 30% glazing	60-120	5.70	6.20			
	Fresh - fillet	60-80 g/pc	8.08	8.78 -			
			16.50	17.93 -			
	Fresh - whole skinless		8.00	12.90 ^	Germany retail		
		16.00	17.39 ^				
IQF, whiteskin, 25 percent glazing IQF, skinless, 25 percent glazing	N. 2	9.80	10.65	Netherlands FOB (for Italian market)			
	N. 2	10.45	11.36				
European Flounder/ Flet d'Europe/ Platija europea <i>Platichthys flesus</i> <i>Scophthalmus rhombus</i>	Fresh - whole	500-1000 g/pc	17.00	18.48	Italy CPT		
		1000-2000	19.68	21.39			
	Fresh - gutted	600-1000 g/pc	14.07	15.29			
		1000-2000	14.98	16.28			
	2000-3000	16.52	17.96				
Fresh - whole skinless		7.00	7.61 ^	Germany retail	Germany		
		15.00	16.30 ^				



Fish Species Trade Name	Product Form	Grading	Price per kg		Reference & Area	Origin
			EUR	USD		
TUNA/BILLFISH						
						July 2024
Tuna/Thon/Atún for canning	Skipjack - whole		1.47	1.60 +	Bangkok CFR FOB	Western/Central Pacific Ocean
	Skipjack - whole		1.47	1.60 +		
	Yellowfin - whole		1.19	1.30 =	Ecuador ex-vessel	Eastern Tropical Pacific Ocean
	Skipjack - whole		1.88	2.05 -		
	Yellowfin - whole		1.35	1.47 +	Seychelles FOB	Indian Ocean
	Skipjack - whole		2.30	2.50 -		
	Yellowfin - whole	> 10 kg	1.35	1.47 -	Abidjan ex-vessel	Atlantic Ocean
	Skipjack - whole	1.8-3.4 kg/pc	2.30	2.50 -		
	Yellowfin - whole	> 10 kg	1.65	1.79 +	Spain CFR	Various origins
	Skipjack	> 1.8 kg/pc	2.75	2.99 -		
	Yellowfin - pre-cooked loins	double cleaned	1.38	1.50	Tunisia CFR (/ ex-vessel)	Seychelles (/ ex-vessel)
	Skipjack - pre-cooked loins	single cleaned	8.07	8.80		
	Skipjack - cooked & cleaned loins - vacuum packed	double cleaned	8.07	8.80	Europe CFR	India
	Skipjack - cooked & cleaned loins - vacuum packed	double cleaned	5.96	6.50		
	Albacore - whole, gutted H&G	< 15 kg/pc	5.55	6.05 +	Spain wholesale FOB	Atlantic
Yellowfin or Bigeye- H&G	< 15	4.50	4.89 -			
	< 25 kg/pc	4.00	4.35 -			
	> 20	4.35	4.73 -			
	25-50	4.70	5.11 -			
	50-100	4.75	5.16 -			
	> 100	4.75	5.16 -			
Skipjack - cooked loins	single cleaned	4.60	5.00 -			
Bigeye - frozen loins		4.22	4.60			
Bluefin - H&G, skin-on	> 20 kg/pc	6.51	7.10			
	> 100	5.55	6.03			
		5.35	5.82			
Albacore, fresh	4-7 kg/pc	4.76	5.17	Italy CPT	Spain	
	7-10	4.43	4.82			
	9-12	4.89	5.32			
		5.20	5.65			
Bluefin, fresh	10-20 kg/pc	10.14	11.03		Italy	
	20-30	12.34	13.42			
	30-50	12.20	13.27			
	> 50	12.01	13.06			
Yellowfin, fresh, gutted	20-30 kg/pc	10.72	11.65			
	30-50	12.79	13.90			
	> 50 kg/pc	14.57	15.84			
Bigeye, fresh	10-20	3.75	4.08			
	30-50	5.50	5.98			
Atlantic bonito/Bonite à dos rayé/ Bonito del Atlántico <i>Sarda sarda</i>	IQF, frozen at land, whole	2-2.5 kg/pc	2.68	2.91	Spain FOB	Morocco
		2.5-3	2.79	3.03		
		> 3	2.90	3.15		
Swordfish/Espadon/ Pez espada <i>Xiphias gladius</i>	Fresh - whole	< 12 kg/pc	3.00	3.26	wholesale	Atlantic Ocean
		> 25	24.00	26.09		
		average	16.00	17.39		
	whole	< 12 kg/pc	3.50	3.80 =	FOB	
		> 25	22.00	23.91 =		
		average	9.00	9.78 =		
	H&G, skin-on	< 10 kg/pc	4.65	5.05 -		
		10-30	4.95	5.38 -		
		30-50	5.95	6.47 -		
		50-70	5.85	6.36 -		
		70-100	5.55	6.03 -		
		100-175	4.98	5.41 -		
		> 175	4.75	5.16 -		
	Fresh - whole		10.72	11.65	Italy CPT	
	Fresh - slice		9.94	10.80		
	Fresh - slice, with bone, yellow		8.58	9.33		
	Fresh - whole		12.00	13.04 =	France wholesale	
	Frozen - fillet, vacuum		9.00	9.78 =		
						Spain



Fish Species Trade Name	Product Form	Grading	Price per kg		Reference & Area	Origin			
			EUR	USD					
SMALL PELAGICS						July 2024			
Mackerel/Maquereau/ Caballa <i>Scomber scombrus</i>	Fresh - whole	4-6 pc/kg		2.95	3.21	Italy CPT	France		
	Fresh - whole			3.30	3.59				
	Fresh - fillet, butterfly cut			5.81	6.32				
	Fresh			5.20	5.65 -				
	Fresh	Small	Average		1.00	1.09 =	Spain wholesale	Spain	
					6.00	6.52 -			
					4.00	4.35 -			
					2.10	2.28 +			
		IQF Whole	2-3 pc/kg	4-6		1.10	1.20	FOB	
						1.09	1.18		
Blockfrozen	300-500 g/pc			2.10	2.28 +				
IQF, Fillets 10% glaze	150-250			3.50	3.80				
IQF, H&G, 8-10% glaze	250-350 g/pc			1.75	1.90				
Fresh whole	> 600 g/pc	< 600	NOK	34.41	2.88	3.13 -	Norway export price	Norway	
			NOK	31.37	2.63	2.85 +			
			NOK	19.40	1.62	1.76 -			
fillets whole	200 g/pc		GBP	18.75	22.32	24.35	United Kingdom retail	UK	
	1 kg/pc		GBP	6.95	8.27	9.03			
IQF, whole	4-6 pc/kg	8-10		1.16	1.26	Spain FOB	Morocco		
				1.15	1.25				
				0.85	0.92				
	3-6		1.28	1.39					
			3.65	3.97					
	Fillets	100-200 g/pc			3.15			3.42	
IQF, 2 percent glazing	80-120 g/pc			3.15	3.42				
IQF, wrapped	> 1 kg			1.65	1.79		Namibia		
Horse Mackerel/ Chincard/ Jurel <i>Trachurus spp</i>	Whole	> 24 cm/pc		1.23	1.34	Morocco FOB for European market	Morocco		
	Fresh	Small	Average		0.15	0.16 -	Spain wholesale	Spain	
					4.00	4.35 -			
					1.20	1.30 -			
	IQF	100-300 g/pc	Blockfrozen		0.95	1.03	FOB	Morocco/ Guinea	
					1.65	1.79 -			
					2.18	2.37 +			
					2.39	2.60 +			
					1.55	1.68			
		300-450			1.58	1.72		Senegal	
IQF	2-3 pc/kg	1-3		2.25	2.45	Spain			
				1.55	1.68				
				1.58	1.72				
				1.48	1.61				
				1.15	1.25				
				1.08	1.17				
				0.98	1.07				
				1.15	1.25				
Whole	2-4 pc/kg	4-6		0.91	1.10	Egypt CIF	Yemen		
				0.91	1.10				
				0.91	1.10				
Chub mackerel/Maquereau espagnol/ Estornino <i>Scomber japonicus</i>	Block frozen	8-14 pc/kg		0.82	0.89	Spain FOB	Morocco		
		> 500 g/pc		1.18	1.43		Peru		
	Fillets, skin-on	50-150 g/pc		2.27	2.75	Netherlands CIF	Ecuador		
	Whole	2-4 pc/kg	4-6		0.79	0.95	Egypt CIF	Yemen	
				0.79	0.95				
				0.83	1.00				
Herring/Hareng/Arenque <i>Clupeidae</i>	Fresh - fillets			4.29	4.66	Italy CPT	Denmark		
	Salted - fillets				3.20	3.48 =	France wholesale	Europe	
					6.30	6.85 =		France	
					11.00	11.96 =			
	Smoked - fillets				10.00	10.87 =			
	Smoked - fillets, vacuum packed					25.06	2.10	2.28 -	Norway export price
					20.22	1.69	1.84 -		
Fresh whole			NOK	21.15	1.77	1.92 -			
fillet			NOK	21.15	1.77	1.92 -			
		70-100 g/pc	PLN	1.69	0.39	0.43	Poland FOB	Baltic	



Fish Species Trade Name	Product Form	Grading	Price per kg		Reference & Area	Origin	
			EUR	USD			
SMALL PELAGICS (cont.)							
July 2024							
Sardine/Sardine/Sardina <i>Sardina pilchardus</i>	Fresh - whole		1.88	2.04	Italy CPT	Morocco	
	Frozen - whole		1.59	1.73			
	Fresh - fillet		4.41	4.79			
	Block, whole	IQF	12-16 cm/pc	1.23	1.34	Spain FOB	
			13-18	1.20	1.30		
			9-15 pc/kg	1.18	1.28		
			8-14	1.15	1.25		
			18-25	1.29	1.40		
			22-28	1.38	1.50		
	Fillets, butterfly cut	30-50 g/pc	2.98	3.24 +	wholesale		
Fresh		2.00	2.17 -				
whole		GBP 6.89	8.20 8.95	United Kingdom	Portugal		
Fillets		GBP 7.95	9.46 10.32	retail			
Fresh - whole		3.10	3.37 =	France - wholesale	France		
Fresh - butterfly cut		8.50	9.24 =				
Anchovy/Anchois/ Boquerón <i>Engraulis encrasicolus</i>	Fresh		3.50	3.80	Italy CPT wholesale	Italy	
	Fresh	71-100 pc/kg	2.81	3.05			
	Fresh	> 100	4.00	4.35 =			
	Fresh		2.85	3.10 -	Spain - wholesale	France Italy Spain	
	Fresh		2.50	2.72 -			
	Fresh		2.20	2.39 -			
	Fresh		2.20	2.39 -	FOB		
	Blockfrozen	30-32 pc/kg	1.95	2.12			
		41-45	2.20	2.39			
		46-50	2.20	2.39			
	50-55	1.95	2.12				
	55-60	1.95	2.12				
IQF, fillets	40-70 g/pc	4.35	4.73		Morocco		
CEPHALOPODS							
July 2024							
Squid/Encornet/Calamar <i>Loligo spp.</i>	Whole	S (< 18 cm)	8.40	9.13 =	Italy CIF	South Africa	
		M (18-25)	10.95	11.90 =			
		L (25-30)	11.95	12.99 =			
		XL (>30)	11.95	12.99 =			
	Fresh - whole	Grade A	100-300 g/pc	16.85	18.32	CPT	Croatia
			300-500	17.21	18.71		
			400-600	17.78	19.33		
			500-1000	17.13	18.62	wholesale	Morocco
			100-300 g/pc	33.00	35.87 -		
			300-500	32.00	34.78 +		
Fresh - whole	Medium	< 3 pc/kg	7.43	8.10	Portugal/Italy CIF	Yemen	
		3-6	6.97	7.60			
		6-10	5.46	5.95			
		10-20	5.46	5.95			
Fresh - whole	Small	Small	16.50	17.93 +	France - wholesale	France	
		Medium	16.50	17.93 =			
Frozen	small	200-300 g/pc	10.00	10.87 -	Spain - wholesale	Spain	
		medium	6.70	7.28	Mauritania FOB	Mauritania	
big	8.50	9.24					
very big	8.70	9.46					
very big	8.70	9.46					
IQF, glazed cut, no wings, tentacles			2.16	2.35 ^	United States of America CIF	India	
			2.61	2.85 ^			
Whole	Tubes, skin-on	< 10 cm/pc	2.28	2.48 -	Spain FOB	Argentina	
		9-12	3.29	3.58 -			
		Tubes, skinless	6.70	7.28 ^			
Whole	Tubes, skinless		7.20	7.83 ^	Italy CPT CIF	Argentina	
		15-18 cm/pc	3.60	3.91 -			
		18-22	3.75	4.08 -			
		20-24	3.75	4.08 -			
		22-26	3.75	4.08 -			
Whole	1	S	3.58	3.89	Spain wholesale	Falkland/Malvinas Islands	
		100-200 g/pc	3.98	4.33			
		2	5.25	5.71 -			
		3	5.25	5.71 -			
Whole	2	3	5.25	5.71 -	Argentina FOB	Argentina	
		4	5.25	5.71 -			
		200-300 g/pc	3.58	3.90 -			
Whole, round	300-400		3.30	3.60	Uruguay FOB	Uruguay	
			3.94	4.30			
Whole, round	> 500		4.40	4.80			
			2.89	3.15			



Fish Species Trade Name	Product Form	Grading	Price per kg		Reference & Area	Origin	
			EUR	USD			
CEPHALOPODS (cont.)							
July 2024							
Squid/Encornet/Calamar <i>Illex illecebrosus</i> <i>Loligo duvauceli</i> <i>Todarodes sagittatus</i> <i>Uroteuthis duvauceli</i> <i>Doryteuthis pealeii</i> <i>Doryteuthis opalescens</i> <i>Dosidicus gigas</i>	Blockfrozen	9-16 cm/pc	2.38	2.59	Spain FOB	Spain	
		11-14	2.85	3.10			
		165-335 g/pc	2.57	2.79			
		200-350	1.65	1.79			
	Blockfrozen	3-6 pc/kg	8.15	8.86		Yemen	
		6-10	6.98	7.59			
		10-20	5.45	5.92			
	Block, frozen on board	> 20 cm/pc	2.15	2.34		Mauritania	
		9-14 cm/pc	2.10	2.28			
		12-18	1.95	2.12			
25-30		2.25	2.45				
Whole			8.20	8.91 +	wholesale	India	
			8.50	9.24 -			
			5.50	5.98 =			
Whole		1-2 kg	2.29	2.50	United States of America CIF	Panama	
Octopus/Poulpe/Pulpo <i>Octopus vulgaris</i>	Sushi slice	7 g/pc	15.14	16.50	Europe CFR	Indonesia	
	100% net weight	9	15.60	17.00			
	boiled cut		8.53	9.30			
	Flower type	1-2 kg/pc	5.50	6.00	Italy CPT	Italy	
	90% net weight	>2	6.88	7.50			
	Fresh	1-2	12.17	13.23			
		1-2	9.82	10.67			
	Frozen	T3	12.68	13.78			
		T4	12.66	13.76			
		T5	11.01	11.96			
		T6	10.44	11.35			
		T7	8.94	9.72			
	Fresh	250-500 g/pc	10.00	10.87			wholesale
		T6	13.50	14.67 +			
	Frozen	T3		12.80	13.91	United States of America CIF	Morocco
				16.65	18.10		
				11.75	12.77		
				9.55	10.38		
				8.25	8.97		
				7.95	8.64		
				7.50	8.15		
				7.20	7.83		
	Uncleaned	T1		5.95	6.47	wholesale	Mauritania/Senegal Guinea
				9.75	10.60		
				8.77	9.53		
				8.15	8.86		
				7.75	8.42		
	Frozen on board	T1		12.25	13.32	CIF	Thailand
				10.75	11.68		
				9.75	10.60		
			8.75	9.51			
			7.75	8.42			
Frozen, Galizian style			17.50	19.02 +	wholesale		
			5.80	6.30 +			
Frozen			6.75	7.34 +			
Gutted block	300-500 g/pc		4.59	5.00	Italy/Portugal Spain CIF	Yemen	
			4.59	5.00			
			7.34	8.00			
Flower	300-500 g/pc		7.34	8.00			
			7.34	8.00			
			7.34	8.00			
Fresh			12.00	13.04 =	France wholesale	Europe	
			13.50	14.67 =			
Fresh - whole		Mixed	3.61	3.92 -	Italy CPT	Croatia	
Cleaned, block, 10% glazing		100-300 g/pc	3.45	3.75	Spain FOB	Spain	
		300-600	3.50	3.80			
<i>Eledone moschata</i>							
<i>Eledone cirrhosa</i>							



Fish Species Trade Name	Product Form	Grading	Price per kg		Reference & Area	Origin	
			EUR	USD			
CEPHALOPODS (cont.)						July 2024	
Cuttlefish/Seiche/ Sepia <i>Sepia spp.</i>	Frozen at land- whole block Grade A	100-200 g/pc	4.59	5.00	Egypt/Morocco CIF Malaysia	Yemen	
		200-300	4.59	5.00			
		300-500	4.59	5.00			
		500-1000	4.59	5.00			
		> 1000	4.59	5.00			
	FAS - whole block	100-200 g/pc	4.08	4.45	Portugal/Greece Spain CIF		
		200-300 g/pc	4.73	5.16			
		300-500	4.92	5.36			
		> 500	5.10	5.56			
	not cleaned	0.3-0.6 kg/pc	0.6-0.9	5.15	5.60	Spain FOB	Morocco
			0.9-1.2	4.85	5.27		
			small	3.60	3.91		
	medium	3.80	4.13				
	big	4.10	4.46				
	Block frozen, cleaned 10 percent glaze	100-200 g/pc	200-400	5.55	6.03	Spain FOB	Senegal
			400-600	5.55	6.03		
			600-900	5.60	6.09		
Frozen		6.50	7.07	wholesale	Morocco		
Fresh		8.50	9.24				
Fresh		18.50	20.11	France - wholesale	France		
Frozen		6.50	7.07			Europe	
Fresh	100-200 g/pc	< 100	9.57	10.40	Italy CPT	Spain	
		100-300	5.76	6.26			
		300-500	4.72	5.13			
		500-1000	6.26	6.80		wholesale	Morocco
		Large	8.62	9.37			
		Medium	12.00	13.04			
			13.00	14.13			
				Croatia			

CRUSTACEANS

July 2024

Whiteleg shrimp/ Crevette pattes blanches/Camarón patiblanco <i>Penaeus vannamei</i>	PD, chemical treatment 100% net weight treated with non-phosphate	31-40 pc/lb	7.94	8.65	Europe CFR	Indonesia		
		41-50	7.02	7.65				
		51-60	6.74	7.35				
		61-70	6.65	7.25				
		71-90	6.56	7.15				
		91-120	6.42	7.00				
	tails	21-25 pc/kg	26-30	6.97	7.57	Italy CPT	Ecuador	
			31-40	6.97	7.58			
			41-50	6.43	6.99			
			51-60	5.96	6.47			
			61-70	5.64	6.13			
			61-70	5.64	6.13			
	peeled and deveined, 25% glazing	21-25 pc/kg	26-30	9.75	10.60			
			31-35	9.66	10.50			
			36-40	8.95	9.73			
			41-50	9.21	10.02			
			51-60	8.45	9.18			
51-60			7.95	8.64				
Head-on	26-30 pc/kg	GBP 16.95	20.18	22.01	United Kingdom retail	Viet Nam		
	20-30 pc/kg	GBP 18.25	21.73	23.70				
Frozen headon, shellon, 25% glaze	16-20 pc/kg	20-30	6.40	6.96	Spain wholesale FOB			
		30-40	6.85	7.45				
		40-50	6.10	6.63				
		50-60	5.55	6.03				
		50-60	5.30	5.76				
frozen, headless	30-40 pc/kg	40-50	5.25	5.71	CIF			
		40-50	11.63	12.68			United States of America CIF	Peru
		50-60	4.50	4.90				
50-60	3.85	4.20						
P&D	16-20 pc/lb	20-30	7.92	8.63		Viet Nam		
		20-30	10.09	11.00				
Peeled and cooked	51-60	51-60	10.55	11.50				



Fish Species Trade Name	Product Form	Grading	Price per kg		Reference & Area	Origin		
			EUR	USD				
CRUSTACEANS (cont.)								
July 2024								
Argentine red shrimp/ Salicoque rouge d'Argentine/ Camarón langostín argentino <i>Pleoticus muelleri</i>	Head-on, shell-on	10-20 pc/kg	9.20	10.00 =	Spain EXW	Argentina		
		20-30	7.30	7.93 -				
		30-40	6.50	7.07 =				
		40-60	6.20	6.74 =				
	frozen on board	10-20 pc/kg	7.50	8.15	FOB			
		20-30	6.50	7.07				
		31-50	9.45	10.27				
	Tails, easy peel, 20% glazing	13-15 pc/kg	11.15	12.12 -	CFR	China		
		16-20	10.90	11.85 -				
		Peeled, undeveined	30-55	7.80	8.50		Argentina FOB	Argentina
			56-100	7.32	7.98			
	L1		8.75	9.51				
	40-70		10.83	11.80				
	Headless, shell-on	16-20 pc/lb	8.89	9.69	United States of America CIF			
		20-30	11.93	13.00				
Head-on, shell-on	26-30	8.43	9.19					
	40-70	14.34	15.59					
	L1	5.50	6.00					
Peeled	L3	4.95	5.40					
	C1	11.01	12.00					
Headless, shell-on	C1	8.72	9.50					
Giant tiger prawn/ Crevette tigrée/ Langostino tigre <i>Penaeus monodon</i>	Farmed, organic, cooked	20-30 pc/kg	31.00	33.70 =	France wholesale	Madagascar		
		30-40	28.00	30.43 =				
		40-50	25.00	27.17 =				
	Raw peeled and deveined, 20 percent glazing	6-8 pc/lb	16.25	17.66	Spain FOB	Bangladesh/ Viet Nam/ India		
		8-12	9.45	10.27				
		13-15	8.15	8.86				
Head-on	16-20	7.05	7.66					
	8-12 pc/lb	GBP 33.75	40.18 43.83					
Norway lobster/ Langoustine/Cigala <i>Nephrops norvegicus</i>	IQF whole	0-5 pc/kg	31.00	33.70	Spain FOB	Spain		
		5-10	27.50	29.89				
		10-15	22.95	24.95				
		15-20	17.85	19.40				
		20-30	12.75	13.86				
		30-40	7.65	8.32				
	male	40-50	5.25	5.71				
		2-4 pc/kg	41.00	44.57				
		4-7	31.65	34.40				
	IQF whole	7-9	31.45	34.18	wholesale	Denmark		
	Fresh		30.00	32.61 -				
		Frozen, tails	16.00	17.39 =				
	Fresh	5-16 pc/kg	31.00	33.70 =	France wholesale			
		16-20	22.00	23.91 =				
		20-30	17.00	18.48 =				
30-40		13.00	14.13 =					
20-40 pc/kg		22.00	23.91 =					
Cooked	Whole, 30 percent glazing	11-15	13.22	14.37	Italy CIF			
	Fresh	6-9 pc/kg	27.50	29.89				
		8-12	23.40	25.43				
		11-15	16.52	17.95				
		16-20	12.70	13.81				
		21-30	9.29	10.10				
		31-40	6.86	7.46				
	Frozen	41-50	5.70	6.20				
		16-20 pc/kg	18.90	20.54 ^				
	wholesale							Ireland
Andaman lobster/Langoustine Andamane/Cigala de Andamán <i>Metanephrops andamanicus</i>	IQF	6-10 pc/kg	34.95	37.99	Spain FOB	Mozambique		
		11-15	30.50	33.15				
		16-20	23.95	26.03				
	Live - bulk	400-600 g/pc	26.00	28.26 -	France wholesale	Ireland		
400-600		28.00	30.43 =					
700-1000		82.00	89.13					
European lobster/ Homard européen/ Bogavante <i>Homarus gammarus</i>	Live	400-600 gpc	28.25	30.70	Italy CPT	Europe		
		600-800	29.31	31.86				
		800-1000	31.02	33.72				
		> 1000	29.70	32.28				
		> 2000	32.01	34.79				



Fish Species Trade Name	Product Form	Grading	Price per kg		Reference & Area	Origin	
			EUR	USD			
CRUSTACEANS (cont.)							
July 2024							
American lobster/ Homard américain/ Langosta americana <i>Homarus americanus</i>	Live	400-600 g/pc	23.00	25.00 -	France wholesale	Canada	
		< 3 kg/pc	18.46	20.07	Italy CPT	United States of America	
		3-5	30.30	32.93	wholesale		
				23.00		25.00 -	
			500-600 g/pc	no quote		United Kingdom	
			1000			retail	
	Whole	350-400 g/pc	15.88	17.31 +	United States of America CIF		
		400-450	15.88	17.31 ^			
	Meat, minced		1.82	1.98			
	Tails	6-7 oz/pc	44.50	48.50			
		7-8	44.50	48.50			
Scalloped spiny lobster/ Langouste festonnée/ Langosta festoneada <i>Panulirus homarus</i>	Whole	70-100 g/pc	11.47	12.50	Taiwan (Province of China)/ Saudi Arabia CIF	Yemen	
		100-150	14.68	16.00			
		150-200	17.43	19.00			
		> 200	19.91	21.70			
	Whole	70-100 g/pc	12.98	14.15	Italy CIF	Yemen	
		100-150	8.26	9.00 -			
		150-200	8.26	9.00 -			
		200-300	19.93	21.72			
			> 300	20.39	22.23		
		Fresh		30.00	32.61 =	Spain wholesale	Cuba
	Frozen		23.00	25.00			
	Tails		50.00	54.35 =			
	Whole		50.50	54.89	United States of America CIF	Spain	
Arabian whip lobster/ Langouste fouet arabe/ Langosta de fusta arabica <i>Puerulus sewelli</i>		SS	13.76	15.00	Italy CIF	Yemen	
		S	16.51	18.00			
		M	18.35	20.00			
		L	20.18	22.00			
Edible crab/Tourteau/ Buey de mar <i>Cancer pagurus</i>	Live, bulk	T2 (13-16 cm)	6.48	7.04	France auction wholesale	France	
		500-700 g/pc	9.50	10.33 =			
		> 1000	10.00	10.87 ^			
				9.99	10.86 =	retail	
		Fresh		7.95	8.64	Italy CPT	United Kingdom
	female	800-1200 g/pc	7.85	8.53			
	Claws		7.35	7.99			
Blue swimming crab Étrille bleue Jaiba azul <i>Portunus pelagicus</i>	Whole	5-7 pc/kg	3.53	3.85	France CIF	Yemen	
		50-100	3.53	3.85			
		100-300	3.17	3.45	Italy CIF		
		100-300 pc/kg	2.89	3.15			
Snow crab/ Crabes des neiges/ Cangrejo de las nieves <i>Chionoecetes opilio</i>	Legs, parts, shoulders		12.64	13.78 ^	United States of America CIF	Canada	
	Clusters	8-10 oz/pc	18.71	20.39			
		> 10	20.23	22.05			
	Parts		12.64	13.78			
	Claws		13.76	15.00			
Southern king crab/ Crabe royal de Patagonie Centolla patagónica <i>Lithodes santolla</i>		S	43.18	47.06			
		M	44.23	48.21			
		L	45.28	49.36			
		Legs, Claws		16.51		18.00	
BIVALVES							
July 2024							
Oyster/Huître/Ostra <i>Crassostrea gigas</i> <i>Ostrea edulis</i>	Live	60-100 g/pc	11.40	12.39	Spain CIF	Netherlands	
		80-95 g/pc	17.36	18.87			
		95-110	18.50	20.11		wholesale	France
			18.00	19.57 -			
		G2 (100 units)	####	130.43 =			
	M3 (100 units)	####	130.43 =	France wholesale			
		N3	10.00	10.87 =	retail		
Mussel/Moule/Mejillón <i>Mytilus edulis</i> <i>Mytilus galloprovincialis</i>	Live - Bottom mussel	Bulk	2.70	2.93 =	wholesale	Netherlands	
			2.90	3.15 =		Spain/Italy	
	Live - Rope (bouchot)	60-80 pc/kg	4.00	4.35 =	wholesale	France	
			6.20	6.74 =			
	Live		1.70	1.85 =	wholesale	Spain/Italy	
			4.00	4.35 =			
	Frozen		4.00	4.35 =	CIF	Netherlands	
			4.20	4.57			
	Live		2.72	2.96	Italy CPT	Italy	
			2.90	3.15 +		Sardinia	
3.20			3.48	Italy			
4.90			5.33	Spain			
IQF - shell-off, 7 percent glazing	200-300 pc/kg	4.90	5.33	CIF	Chile		
		2.67	2.91				
Mussel meat		3.99	4.35	Spain CIF			
		1.97	2.15				
Whole, vaccum packed		1.97	2.15				
		2.67	2.91				
800 g pack, half shell		GBP 19.90	23.69	25.84	United Kingdom	New Zealand	
		GBP 4.60	5.48	5.97 -		retail	UK (Scotland)
Perna canaliculus <i>Mytilus galloprovincialis</i>	Alive						



Fish Species Trade Name	Product Form	Grading	Price per kg		Reference & Area	Origin		
			EUR	USD				
BIVALVES (cont.)								
July 2024								
Razor shell/Couteau/ Navaja - <i>Solenidae</i>	Fresh	S	10.50	11.41	Spain CIF	Ireland		
			18.50	20.11			Netherlands	
	Live, depurated	10-12 cm/pc		3.85	4.18	wholesale	Europe	
				4.00	4.35		Italy	
				4.48	4.87	Italy CPT	Imported	
Live			3.30	3.59	France wholesale			
Great Atlantic scallop/ Coquille-St-Jacques/ Vieira <i>Pecten maximus</i>	Fresh, meat, roe-off		26.50	28.80		France		
	Frozen, meat, roe-on		43.00	46.74				
	Frozen, meat, roe-off		34.00	36.96				
	IQF, whole	3-5 pc/kg		5.35	5.82	Spain FOB	Spain	
		4-6		4.38	4.76			
	Frozen, half shelf	10-12		10.69	11.62			
	Meat, 15% glazing	20-24		22.85	24.84			
	Meat, 20% glazing	22-25		22.85	24.84			
	Live			17.00	18.48	wholesale		
	Frozen - whole			3.53	3.84	Italy CPT	Imported	
	Fresh			3.82	4.15			
	Frozen, half shelf			8.62	9.37			
	Fresh, meat	10-20 pc/kg	GBP	27.50	32.74	35.71	United Kingdom retail	UK
	Frozen, whole	60-80 pc/kg		15.75	17.12		United States of America CIF	France
Japanese carpet shell/ Palourde japonaise/ Almeja japonesa <i>Ruditapes philippinarum</i>	Live		11.17	12.14	Italy CPT	Italy		
			8.00	8.70	Spain wholesale	Spain		
SALMON								
July 2024								
Atlantic salmon/ Saumon de l'Atlantique/ Salmón del Atlántico <i>Salmo salar</i>	Fresh - gutted, head-on	2-3 kg/pc	9.80	10.65	France wholesale	Norway		
		3-4	10.00	10.87				
		4-5	10.40	11.30				
		5-6	10.80	11.74				
		6-7	11.20	12.17				
	Fresh - label rouge	2-3 kg/pc		11.60	12.61		Scotland	
		frozen, wild	2-3	8.00	8.70			
	Smoked - Fillet, vacuum reconstituted sides	1-2 kg/pc		40.00	43.48			
	Fresh - Fillet	3-4 kg/pc		19.40	21.09		EU	
	reconstituted sides	1-2 kg/pc		37.00	40.22		Norway	
	Fresh - gutted, head-on	1-2 kg/pc	NOK	59.57	4.98	5.41	Norway FOB	
		2-3	NOK	66.77	5.59	6.06		
		3-4	NOK	72.42	6.06	6.58		
		4-5	NOK	74.98	6.27	6.81		
		5-6	NOK	77.99	6.53	7.08		
		6-7	NOK	78.60	6.58	7.14		
		7-8	NOK	73.73	6.17	6.70		
		8-9	NOK	74.04	6.20	6.72		
	> 9	NOK	76.35	6.39	6.93			
	Fresh fillet			13.50	14.67	Spain wholesale		
	Smoked fillet			23.00	25.00			
Frozen			8.50	9.24				
Fillets, skin-on	700-1000 g/pc		12.00	13.04	CIF			
	1000-1400		12.65	13.75				
	1400-1800		12.75	13.86				
	1800-2400		12.95	14.08				
IQF, gutted, wild	6-11 kg/pc		6.45	7.01	FOB	Iceland		
Portions	5 oz/pc		14.10	15.33	United States of America CIF	Poland		
gutted, head-on	4-5 kg/pc		8.75	9.51	Tunisia CFR	Norway		
Fresh - Whole - Superior	1-2 kg/pc		7.43	8.07	Italy CPT			
	2-3		8.84	9.60				
	3-4		10.08	10.96				
	4-5		10.32	11.21				
	5-6		10.99	11.95				
	6-7		11.12	12.09				
	7-8		11.20	12.17				
	8-9		11.27	12.25				
9-10		11.34	12.33					
IQF portion, 10% glazing	100-150 g/pc		15.30	16.63		Denmark		



Fish Species Trade Name	Product Form	Grading	Price per kg		Reference & Area	Origin		
			EUR	USD				
SALMON (cont.)								
July 2024								
Chum salmon/Saumon chien/ Keta <i>Oncorhynchus keta</i>	H&G IQF	4-6 lb/pc > 6	4.90	5.33 ^	Spain CIF	Canada		
			4.60	5.00 ^				
Pink salmon/Saumon rose Salmón rosado <i>Oncorhynchus gorbuscha</i>	Blockfrozen	600-800 g/pc	2.29	2.50	Russian Exhaustion FOB	Europe		
TROUT								
July 2024								
Rainbow trout/ Truite arc-en-ciel/ Trucha arco iris <i>Oncorhynchus mykiss</i>	Fresh - whole	Fillet	7.90	8.59 =	France wholesale	France		
			11.20	12.17 =				
			21.00	22.83 =				
			15.00	16.30 -				
	Fresh - whole	Fillet, smoked	Whole, gutted, bulk	5.00	5.43 =	Spain wholesale	Spain	
				5.50	5.98 +			
				6.10	6.63			
				6.10	6.63			
	Fresh - fillets	Gutted, 10% glazing	200-300 g/pc	6.10	6.63	CIF	Türkiye	
				300-350	6.10			6.63
				80-120	6.65			7.23
				Fillets, 20% glazing	6.65			7.23
	Fresh - whole	Fresh, Fillets - skin-on	300-500 g/pc	6.00	6.52	Italy CPT	Italy	
				10.93	11.88			
11.50				12.50				
4.67				5.08				
Fresh, whole gutted	H&G	600-800 g/pc 500	12.50	14.88	United Kingdom retail	Scotland		
			10.50	12.50				
FRESHWATER FISH								
July 2024								
Arctic char/Omble-chevalier/ Trucha alpina <i>Salvelinus alpinus</i>	Fresh - whole		12.30	13.37 =	France wholesale	Europe		
Nile perch/Perche du Nil/Perca del Nilo <i>Lates niloticus</i>	Fresh, whole	200-400 g/pc	3.70	4.02	Italy FCA	Tanzania		
			5.06	5.50				
	Fresh - fillets	300-500 g/pc	14.99	16.29 -	retail			
			8.00	8.70 -				
Pike perch/Sandre/ Lucio/perca <i>Sander lucioperca</i>	Fresh - fillets	Fillet	5.75	6.25 =	Spain wholesale			
			7.50	8.15 ^				
	Fresh - fillets	Fillet, skinless	300-500 g/pc 500-1000	7.50	8.15 ^	CIF		
				7.50	8.15 ^			
Pike perch/Sandre/ Lucio/perca <i>Sander lucioperca</i>	Fillet - skinless, PBI, IWP	500-1000 g/pc	5.92	6.45	CFR			
			11.50	12.50 =				
Nile Tilapia/Tilapia du Nil/Tilapia del Nilo <i>Oreochromis niloticus</i>	Fillet - skinless, 20% glazing	Average size	12.00	13.04 =	France wholesale	Europe		
			11.50	12.50 =				
			12.00	13.04 =				
			12.00	13.04 =				
			12.00	13.04 =				
			12.00	13.04 =				
	Fillet	70-140 g/pc 140-200 200-300 g/pc 300-500 500-800 > 800	3-5 oz/pc	4.40	4.78 +	Spain CFR	China	
				4.55	4.95 +			
				2.40	2.61			
				2.90	3.15			
Gutted, scale-less, 20% glazing	300-500 500-800 > 800	3-5 oz/pc	3.40	3.70 -	CIF			
			3.45	3.75 +				
Pangasius <i>Pangasius hypophthalmus</i>	Fillet, thawed	Fillet	5.10	5.54	United States of America CIF	Viet Nam		
			11.50	12.50 =				
	Fresh, fillet	Fillet	120-170 g/pc 170-230 170-230	4.50	4.89 =	Italy wholesale retail		
				7.24	7.87			
				6.00	6.52 -			
				3.50	3.80			
Fillet, 20% glazing	Fillet	120-170 g/pc 170-230	2.95	3.21 +	CIF			
			2.95	3.21 +				
Fillet, interleaved, 0% glazing	Fillet	170-230	4.25	4.62 +				
			4.25	4.62 +				
NON-TRADITIONAL SPECIES								
July 2024								
Sturgeon/Esturgeon/ Esturione <i>Acipenseridae</i>	Frozen - Whole	1.5-2 kg/pc	7.50	8.15	France CIF	France		
			10.50	11.41				
			16.00	17.39				
			16.00	17.39				
			1.400	1.522				
European eel/Anguille d'Europe/ Anguilla europea <i>Anguilla anguilla</i>	Smoked	Medium	49.00	53.26 =	wholesale	Europe		
			15.81	17.18				
Common dentex/ Denté commun Denton <i>Dentex dentex</i>	Fresh - whole	225-300 g/pc	2.08	2.26	Spain FOB	Morocco		
			2.40	2.61				
			2.89	3.14				
		1-2 kg/pc	2-3 3-5 5-7 7-10	25.69	25.69	27.93	Italy CPT	
					28.78	31.28		
					25.97	28.23		
					27.03	29.39		
2-3	3-5	5-7	25.69	27.93				
			28.78	31.28				
3-5	5-7	7-10	25.97	28.23				
			27.03	29.39				
5-7	7-10		27.03	29.39				
			23.88	25.95				



Fish Species Trade Name	Product Form	Grading	Price per kg		Reference & Area	Origin		
			EUR	USD				
NON-TRADITIONAL SPECIES (cont.)								
July 2024								
Dusky grouper Mérrou noir/Mero moreno <i>Epinephelus marginatus</i>	Fresh - whole	1-2 kg/pc	14.70	15.97	Italy CPT	Senegal		
		2-4	15.18	16.50				
		4-7	14.51	15.77				
		7-10	13.25	14.40				
		10-20	11.39	12.38				
H&G	5-8 kg/pc	5.60	6.10 ^	France/Spain CIF	Yemen			
	8-12	5.60	6.10 -					
	> 12	5.60	6.10 -					
White grouper/ Merou blanc/Cherna de ley <i>Epinephelus aeneus</i>	Gutted	1-2 kg/pc	10.44	11.35	Italy CPT	Senegal		
		2-4	10.56	11.48				
		4-7	10.87	11.82				
		7-10	10.29	11.19				
		> 10	10.90	11.85				
		small	4.54	4.95 -	CIF	Yemen		
		medium	4.54	4.95 -				
big	4.54	4.95 -						
Small-scale grouper Mérrou petites écailles Mero escamoso <i>Epinephelus polylepis</i>		1-3 kg/pc	4.68	5.10	France/Greece CIF			
		3-5 kg/pc	4.68	5.10				
		5-8	4.68	5.10				
		8-12	4.68	5.10				
		2-3 kg/pc	4.45	4.85				
		3-5	4.45	4.85				
Spangled emperor/ Empereur moris/ Emperador relámpago <i>Lethrinus nebulosus</i>	H&G	3-5 kg/pc	4.59	5.00	Italy/Greece CIF			
	Gutted, scales off	3-5 kg/pc	3.09	3.37 +				
		1-2	2.71	2.95 +				
		2-3	3.37	2.95 ^				
	Headless, gutted	2-3	4.59	5.00				
		3-5	4.59	5.00				
		5-10	4.68	5.10				
	Whole	1-2	2.71	2.95				
		2-3	2.71	2.95				
	Mahi mahi/Dorado/ Dorado <i>Coryphaena hippurus</i>	Gutted, skinless		2.71			2.95	Europe CIF
Fresh, gutted			8.43	9.16	Italy CPT	Imported		
Fresh, filets			11.00	11.96	Spain FOB	Spain		
Fresh, filets			2.65	2.88				
H&G, headless			< 20 kg/pc	4.95			5.38 =	
Red pandora/ Pageot à tache rouge/ Breca chata <i>Pagellus bellottii</i>	Whole, blockfrozen	< 250 g/pc	1.59	1.73	Italy/Greece CFR	Yemen		
		200-350	2.38	2.59				
		300-500 g/pc	3.03	3.30				
	500-1000	2.02	2.20					
	Whole	500-1500 g/pc	2.06	2.25				
		> 1500	2.06	2.25				
Common pandora/Pageot commun/ Breca <i>Pagellus erythrinus</i>	Fresh, whole		5.85	6.36	Spain FOB	Morocco		
		300-500 g/pc	9.99	10.86	Italy CPT			
		500-1000	11.55	12.56				
		1000-2000	11.25	12.23				
Blue shark/ Peau bleue/Tiburón azul <i>Prionace glauca</i>	H&G, skin-on	< 4 kg/pc	2.85	3.10 +	Spain FOB	Spain		
		4-7	2.38	2.59 -				
		7-12	1.95	2.12 -				
		12-20	1.70	1.85 +				
		> 20	1.60	1.74 +				
		< 10 kg/pc	4.45	4.84 -			Spain FOB	Spain
10-30	6.95	7.55 +						
30-50	6.95	7.55 +						
50-100	5.35	5.82 -						
> 100	4.15	4.51 -						
Black marlin/Makaire noir/ Marlin negro <i>Makaira nigricans</i>	H&G, skin-on	< 80 kg/pc	4.75	5.16 +	Spain FOB	Spain		
		> 80	4.85	5.27 +				
		< 80 kg/pc	4.75	5.16 +				
		> 80	4.85	5.27 +				
Blue marlin/Makaire bleu/ Marlin azul <i>Makaira indica</i>	H&G, skin-on	< 80 kg/pc	4.75	5.16 +	Spain FOB	Spain		
		> 80	4.85	5.27 +				
		300-500 g/pc	6.28	6.83			Italy CPT	Imported
		400-600	6.52	7.09				
		500-800	8.58	9.32				
Thornback ray/ Raie bouclée Raya de clavos <i>Raja clavata</i>	Wings, skin-less	200-300 g/pc	5.40	5.87	Spain CIF	Netherlands (Kingdom of)		
		300-600	5.90	6.41 +				
		> 600	6.05	6.58 +				
		2-3 pc/kg	3.30	3.60			France/ Italy CIF	Yemen
3-5	3.30	3.60						
5-10	3.30	3.60						
Crimson jobfish/ Colas fil/Panchito hebra <i>Pristipomoides filamentosus</i>	Whole, gutted	2-3 pc/kg	3.30	3.60	France/ Italy CIF	Yemen		



Fish Species Trade Name	Product Form	Grading	Price per kg		Reference & Area	Origin
			EUR	USD		
SEABASS/SEABREAM/ MEAGRE						
Seabass/Bar, Loup/Lubina <i>Dicentrarchus labrax</i>	Fresh - whole farmed	200-300 g/pc	4.60	5.00 =	Greece FOB	Greece
		300-450	5.10	5.54 =		
		450-600	5.40	5.87 =		
		600-800	7.40	8.04 =		
		800-1000	9.10	9.89 =		
		> 1000	10.00	10.87 =		
		200-300 g/pc	4.90	5.33 =	Italy CIF	
		300-450	5.40	5.87 =		
		450-600	5.70	6.20 =		
		600-800	7.70	8.37 =		
		800-1000	9.40	10.22 =		
		> 1000	10.30	11.20 =		
	200-300 g/pc	4.97	5.40 =	France CIF		
	300-450	5.47	5.95 =			
	450-600	5.77	6.27 =			
	600-800	7.77	8.45 =			
	800-1000	9.47	10.29 =			
	> 1000	10.37	11.27 =			
	200-300 g/pc	4.96	5.39 =	Spain CIF		
	300-450	5.46	5.93 =			
	450-600	5.76	6.26 =			
	600-800	7.76	8.43 =			
	800-1000	9.46	10.28 =			
	> 1000	10.36	11.26 =			
	200-300 g/pc	5.00	5.43 =	Germany CIF		
	300-450	5.50	5.98 =			
	450-600	5.80	6.30 =			
	600-800	7.80	8.48 =			
800-1000	9.50	10.33 =				
> 1000	10.40	11.30 =				
200-300 g/pc	4.97	5.40 =	Portugal CIF			
300-450	5.47	5.95 =				
450-600	5.77	6.27 =				
600-800	7.77	8.45 =				
800-1000	9.47	10.29 =				
> 1000	10.37	11.27 =				
Fresh - whole farmed	200-300 g/pc	5.24	5.70 =	UK CIF		
	300-450	5.74	6.24 =			
	450-600	6.04	6.57 =			
	600-800	8.04	8.74 =			
	800-1000	9.74	10.59 =			
	> 1000	10.64	11.57 =			
H&G, gutted, without scales, 20% glazing	200-300	5.75	6.25 =	Spain CIF	Türkiye	
	300-400	5.85	6.36 =			
	400-600	5.95	6.47 =			
	800-1000	12.45	13.53 =			
Fillets, skin-on, 20% glazing	80-120 g/pc	8.10	8.80 =			
	120-160	8.60	9.35 =			
	> 160	8.45	9.18 =			
Fresh - whole - wild, from trawling	800-1000 g/pc	18.50	20.11 +	France wholesale	France	
	1000-2000	20.00	21.74 +			
	2000-3000	21.50	23.37 +			
Fresh - whole - wild, from line fishing	1000-2000 g/pc	23.50	25.54 +			
	2000-3000	24.50	26.63 +			
	> 3000	25.50	27.72 +			
Fresh - whole - farmed	400-600 g/pc	11.00	11.96 +			
	600-800	11.80	12.83 +			
	800-1000	12.80	13.91 +			
	300-400 g/pc	300-400	6.70	7.28	Italy CPT	Croazia
		400-600	7.14	7.76		
		600-800	8.49	9.23		
	Large	Large	11.10	12.07		Italy (Orbetello)
		Medium	10.10	10.98		
		Small	7.80	8.48		
Fresh, wild	500-1000 g/pc	17.21	18.71		Morocco	
	1000-2000	12.85	13.97			
Fresh, wild, line caught	500-1000 g/pc	12.64	13.74			
	1000-2000	20.56	22.35			
	2000-3000	21.13	22.96			
Fresh, wild Fresh, farmed		16.00	17.39	wholesale	Europe	
		6.50	7.07 =			



Fish Species Trade Name	Product Form	Grading	Price per kg		Reference & Area	Origin	
			EUR	USD			
SEABASS/SEABREAM/ MEAGRE (cont.)						July 2024	
Seabass/Bar, Loup/Lubina <i>Dicentrarchus labrax</i>	Fresh, farmed	200-300 g/pc	3.98	4.33 -	Italy CIF	Greece	
		300-450	5.49	5.97 -			
		450-600	5.82	6.33 -			
		600-800	7.03	7.64 +			
	Fresh, filets	800-1000	9.27	10.08 +	CPT		
		70-100 g/pc	10.30	11.19			
		100-140	10.37	11.27			
		140-180	11.45	12.45			
Gilthead seabream/ Dorade royale/Dorada <i>Sparus aurata</i>	farmed	200-300 g/pc	5.20	5.65 =	Greece FOB		
		300-450	5.80	6.30 =			
		450-600	5.90	6.41 =			
		600-800	6.80	7.39 =			
		800-1000	8.50	9.24 =			
		> 1000	10.00	10.87 =			
	200-300 g/pc	300-450	5.50	5.85 =	Italy CIF		
		300-450	6.10	6.50 =			
		450-600	6.20	6.74 =			
		600-800	7.10	7.72 =			
		800-1000	8.80	9.57 =			
		> 1000	10.30	11.20 =			
	200-300 g/pc	300-450	5.57	6.05 =	France CIF		
		300-450	6.17	6.71 =			
		450-600	6.27	6.82 =			
		600-800	7.17	7.79 =			
		800-1000	8.87	9.64 =			
		> 1000	10.37	11.27 =			
	200-300 g/pc	300-450	5.56	6.04 =	Spain CIF		
		300-450	6.16	6.70 =			
		450-600	6.26	6.80 =			
		600-800	7.16	7.78 =			
		800-1000	8.86	9.63 =			
		> 1000	10.36	11.26 =			
	Fresh - whole farmed	200-300 g/pc	300-450	5.60	6.09 =	Germany CIF	Greece
			300-450	6.20	6.74 =		
			450-600	6.30	6.85 =		
			600-800	7.20	7.83 =		
			800-1000	8.90	9.67 =		
			> 1000	10.40	11.30 =		
200-300 g/pc		300-450	5.57	6.05 =	Portugal CIF		
		300-450	6.17	6.71 =			
		450-600	6.27	6.82 =			
		600-800	7.17	7.79 =			
		800-1000	8.87	9.64 =			
		> 1000	10.37	11.27 =			
200-300 g/pc	300-450	5.84	6.35 =	UK CIF			
	300-450	6.44	7.00 =				
	450-600	6.54	7.11 =				
	600-800	7.44	8.09 =				
	800-1000	9.14	9.93 =				
	> 1000	10.64	11.57 =				
Fresh - wild	500-1000 g/pc	24.40	26.52	Spain CIF	France		
	1000-2000	19.80	21.52				
	3000-4000	16.40	17.83				
Filets, skin-on, 20% glazing	80-120 g/pc	9.40	10.22 +	wholesale	Türkiye		
	120-160	9.40	10.22 +				
Fresh, wild		25.00	30.12 +	France wholesale	Europe		
Fresh, farmed		5.80	6.99 -				
Fresh, wild	500-800 g/pc	18.50	20.11 =	France wholesale	France		
	800-1000	20.50	22.28 =				
	> 1000	21.00	22.83 =				
Fresh - farmed	300-400 g/pc	9.30	10.11 +		France		
	400-600	10.80	11.74 +				
	600-800	11.80	12.83 +				
	800-1000	12.80	13.91 +				



Fish Species Trade Name	Product Form	Grading	Price per kg		Reference & Area	Origin
			EUR	USD		
SEABASS/SEABREAM/ MEAGRE (cont.)						July 2024
Gilthead seabream/ Dorade royale/Dorada <i>Sparus aurata</i>	Fresh, farmed	300-400 g/pc	6.18	6.72	Italy CIF CPT	Greece
		200-300 g/pc	5.37	5.84		
		300-400	5.12	5.57		
		400-600	5.17	5.62		
		600-800	5.08	5.52		
		800-1000	5.29	5.75		
	Fresh, filets	70-100 g/pc	9.69	10.53		
		100-140	9.00	9.78		
		140-180	9.89	10.75		
	Fresh - wild	800-1000	18.36	19.96		Morocco
		1000-2000	20.80	22.61		
		2000-3000	18.79	20.43		
		> 3000	14.90	16.20		
Fresh - farmed	Large	11.40	12.39	Italy (Orbetello)		
	Medium	10.20	11.09			
	Small	7.80	8.48	Croatia		
	300-400 g/pc	6.50	7.07			
White seabream/Sar/Sargo <i>Diplodus sargus</i>	Fresh	400-600 g/pc	6.90	7.50	Senegal Spain	
		600-800	7.50	8.15		
		300-500 g/pc	7.70	8.36		
		500-1000	9.42	10.24		
Meagre/Maigre commun/Corvina <i>Argyrosomus regius</i>	Fresh - Whole farmed	1000-2000	12.22	13.28	Greece	
		> 2000	5.49	5.97		
		500-1000 g/pc	4.25	4.62		
	Fresh- whole, wild	0.5-1 kg/pc	12.52	13.60	Mediterraneo	
		1-2	14.28	15.52		
		2-4	12.13	13.18		
		3-5	12.48	13.56		
		5-10	12.48	13.57		
		10-15	12.47	13.56		
		15-20	12.36	13.44		
		20-30	11.96	12.99		
	Fresh, cultured		8.50	9.24	Spain wholesale	
			6.50	7.07		
> 1000 g/pc		16.20	17.61	France wholesale France		



The European Fish Price Report is a monthly GLOBEFISH publication. This issue was prepared by Helga Josupeit, Rodrigo Misa, William Griffin and Firoza Buranudeen.

PRICE REFERENCE (INCOTERMS 2010)

CFR	Cost and Freight
CIF	Cost, Insurance and Freight
CIP	Carriage and Insurance Paid To
CPT	Carriage Paid To
DAT	Delivered at Terminal
DAP	Delivered at Place
DDP	Delivered Duty Paid
EXW	Ex Works
FCA	Free Carrier
FAS	Free Alongside Ship
FOB	Free on Board

PRODUCT FORM

C&P	Cooked and Peeled
FAS	Frozen at Sea
H&G	Headed and Gutted
HOG	Head on Gutted (salmon)
IQF	Individually Quick Frozen
IWP	Individually Wrapped Pack
PBI	Pinbone In
PBO	Pinbone Off
PD	Peeled and Deveined
PTO	Peeled Tail On
PUD	Peeled, Undeveined

CURRENCY RATES

		US\$	EUR
Canada	CAD	1.38	1.50
Norway	NOK	11.01	11.95
USA	USD		1.09
EU	EUR	0.92	
Denmark	DKK	6.87	7.46
Russia	RUR	86.24	93.63
Poland	PLN	3.96	4.30
UK	GBP	0.77	0.84

Exchange Rates 24.7.2024

Acronyms

FAD	Fish aggregating device
HORECA	Hotels, Restaurants, Catering
NSC	Norwegian Seafood Council
ICCAT	International Commission for the Conservation of Atlantic Tunas
IATTC	Inter American Tropical Tuna Commission

SYMBOLS

- + Price increased in original currency since last report
- Price decreased in original currency since last report
- = Updated but unchanged price
- ^ New insertion
- Not updated since last issue

**GLOBEFISH Market Reports are available from the GLOBEFISH web site:
www.fao.org/in-action/globefish**



Food and Agriculture
Organization of the
United Nations

EUROPEAN PRICE REPORT

GLOBEFISH

Trade and Market Team (NFIMT)
Fisheries and Aquaculture Division
Food and Agriculture Organization of the United Nations
Viale delle Terme di Caracalla
00153 Rome, Italy

globefish@fao.org

www.globefish.org



#FAOfish



GLOBEFISH