



Food and Agriculture
Organization of the
United Nations

EUROPEAN PRICE REPORT



June 2024
6/2024

Latest trends

European seafood traders are getting ready for the holiday season, generally a main consumption period. The signs are positive: with lower inflation in the region, consumers are more willing to travel as well as go to restaurants, which comprise one major outlet for seafood products. In addition, the prices of both farmed and wild-caught seafood are declining, influenced by the stabilization of the cost of fuel.

The euro area annual inflation rate was 2.4 percent in April 2024, which is stable compared to March 2024. Comparatively, a year earlier, the rate was 7.0 percent. In the European Union, the annual inflation was 2.6 percent in April 2024, again stable compared to March 2024. The present price report shows declining prices for 30 percent of the fish recorded, with 21 percent increases for some species and the remaining prices staying stable.

GROUND FISH

Plant based seafood products are becoming more important in Europe. It is worth noting that the value of plant-based seafood sales in Europe has been growing significantly, with a 326% increase between 2020 and 2022. However, in Spain, plant-based seafood substitutes seem to be the least popular among consumers, regardless of their dietary preferences. Only eight percent of respondents reported consuming seafood alternatives. Spanish consumers expressed a desire for more options like plant-based fish sticks and canned fish (e.g., canned tuna) on supermarket shelves.

Index for prices

Groundfish	9
Flatfish	11
Tuna	13
Small Pelagics	14
Cephalopods	15
Crustaceans	17
Bivalves	19
Salmon	20
Trout	21
Freshwater fish	21
Non-Traditional Species	21
Seabass-Seabream-Meagre	23

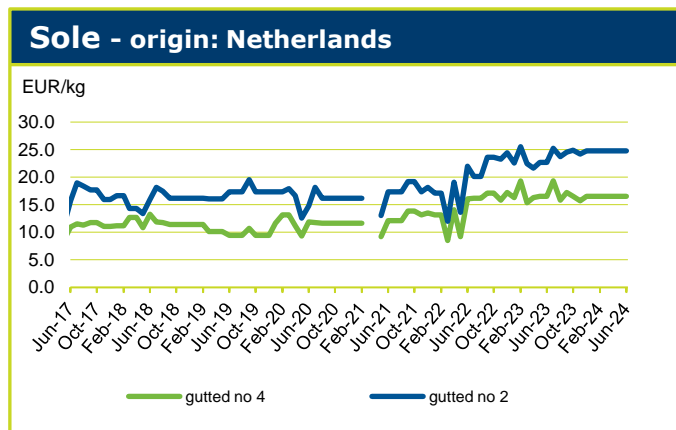
The European Fish Price Report, based on information supplied by industry correspondents, aims to provide guidance on broad price trends. Price information is indicative and should be used only for forecasting medium- and long-term trends. FAO is not responsible for any errors or omissions.

GROUND FISH (cont.)

A group of over 20 Spanish seafood companies and consumer unions has accused plant-based seafood producers of misleading consumers through their product labelling. Announcing their intention to join SAFE Food Advocacy Europe to urge European authorities to place stricter regulations on the description of plant-based products, they assert that such foods should not be able to imitate fish or shellfish.

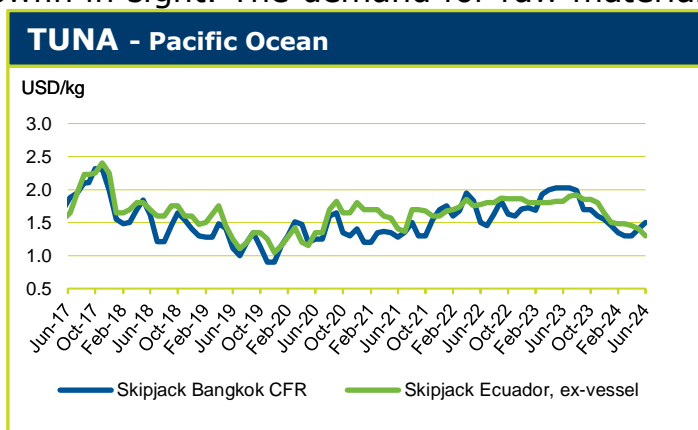
While they claim that their objections are mostly centred around the “deception” of consumers, there are clearly other factors at play. Rather, it appears to be a clear case of seafood producers feeling threatened by the increasing adoption of seafood alternatives, and attempting to damage their plant-based competitors as a result.

These organizations are objecting not only to the use of words such as “fish” on plant-based product packaging, but also to the use of phrases or images that evoke the ocean, claiming that this is confusing for consumers (despite the fact that some plant-based seafood products do contain ocean-derived ingredients such as algae).



TUNA - BILLFISHES

Fishing in the Western and Central Pacific Ocean is reported to be moderate, with almost no yellowfin in sight. The demand for raw material remains high as canneries in Thailand are filled with finished goods orders. Meanwhile, the skipjack price continues to rise, a trend that will become more noticeable in the Bangkok market following the upcoming FAD closure which will commence on 1 July through 15 August.



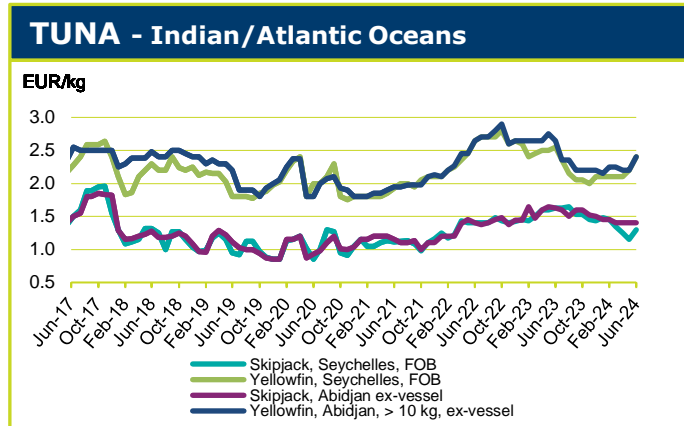
TUNA – BILLFISHES (cont.)

Catching in the Indian Ocean is poor. Fishing effort is also reduced as some boats have entered dock for maintenance during this low catching period to save on fuel costs. With the drop in catches, both skipjack and yellowfin prices have risen.

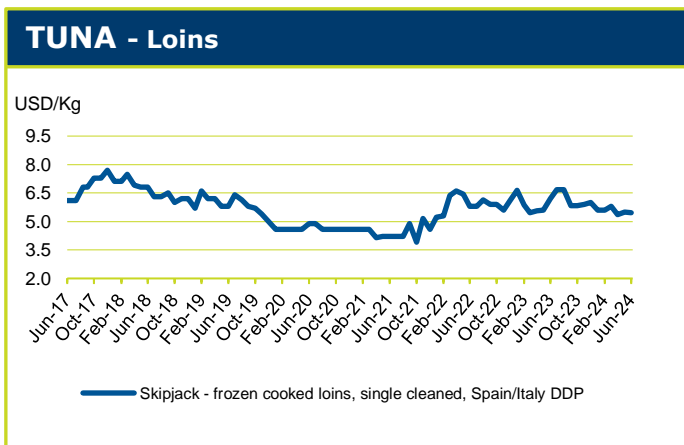
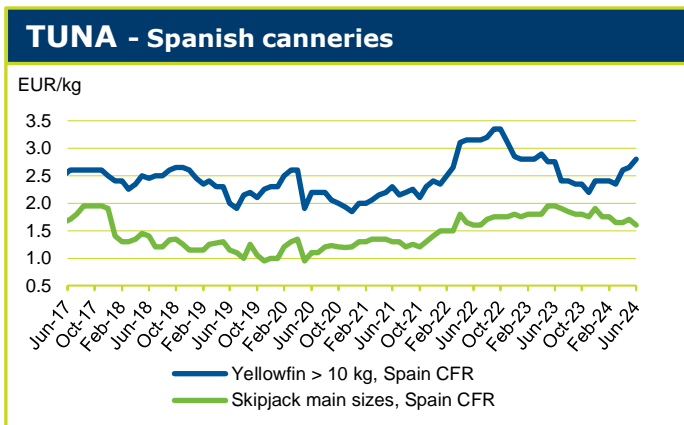
Fishing in the Atlantic Ocean has also fallen to the poor level and local canneries continue to be low on raw material, especially yellowfin. While the price for skipjack is stable, the yellowfin price has sharply increased.

Meanwhile, catches in the Eastern Pacific Ocean remain good; local canneries are still full and only receiving raw materials as necessary. As a result, fishing vessels are having to wait for 2–3 weeks to unload. Accordingly, both skipjack and yellowfin prices have softened.

In the European market, skipjack is down in both demand and price levels, while the yellowfin price has risen sharply due to short supply. The price for cooked, single-cleaned skipjack loins has decreased in line with the raw material trend.

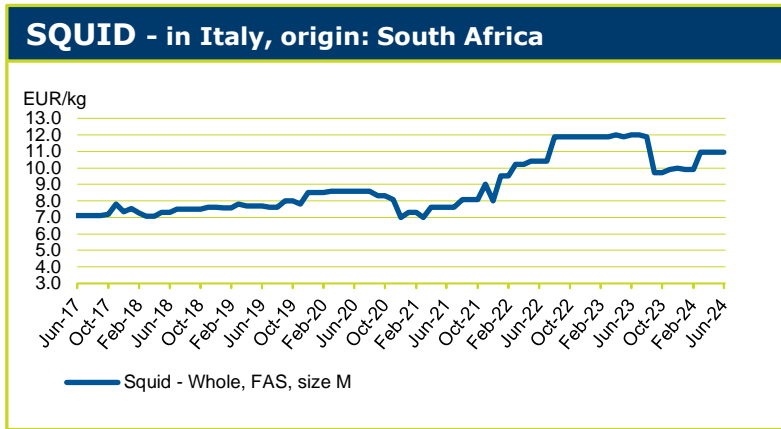


be low on raw material, especially yellowfin.



CEPHALOPODS

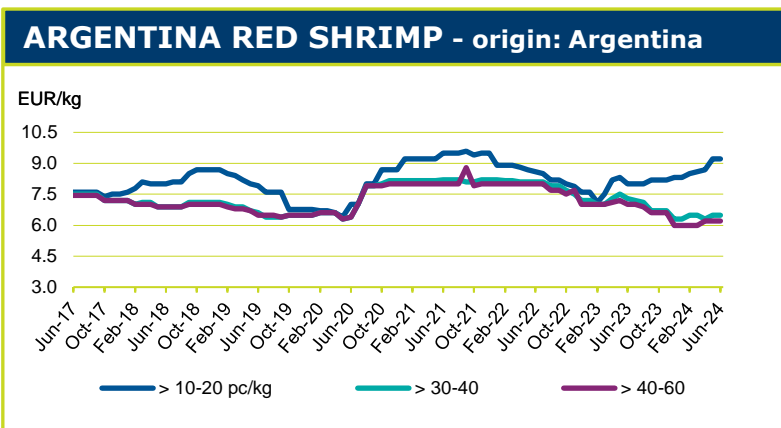
Octopus catching in Indonesia is slowing down with the approach of the low production season, resulting in lower daily volumes in Java than during the peak season. However, in some areas, catches are still ongoing and mostly comprising big sizes.



Squid is in good supply in the European market, with prices starting to go down. Demand is strong at the moment, due to the approaching of the holiday season. Prices are likely to stabilize at the present level.

CRUSTACEANS

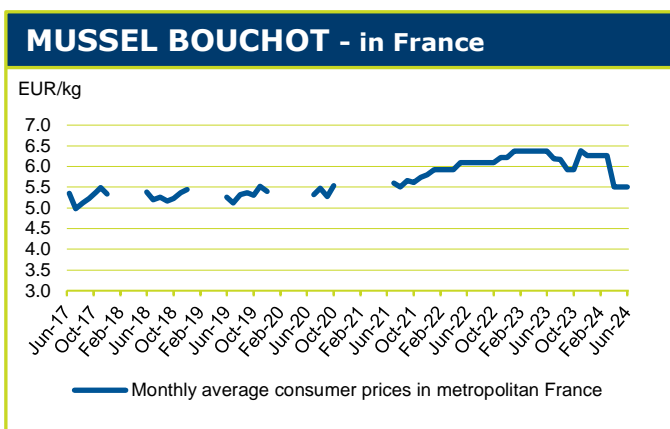
Shrimp raw material prices have bottomed out as demand is low. Packers in the United States of America are operating very slowly as the countervailing duty on imported shrimp takes effect. Meanwhile, the sustained weakness of the Japanese currency is impacting upon the domestic market. Demand in Europe is better, taking advantage of ample supply.



Lobster prices are moving down, which is normal for this time of the year when both European and Canadian lobsters reach the market. Lobster prices from Yemen have gone down by USD 0.80 per kg since May.

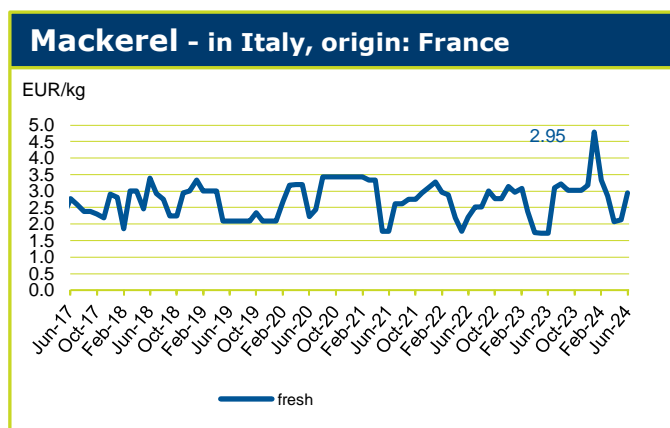
BIVALVES

At a time when food safety is the focus of public attention, a recent recall notice from an Italian supermarket chain underscores the need for vigilance. The recall concerns some batches of clams from Sardinia, sold in the chain's supermarkets, and which have been deemed unfit for consumption. The specific cause of this measure was not specified, but the stated objective was to prevent any risks to consumers.



SMALL PELAGICS

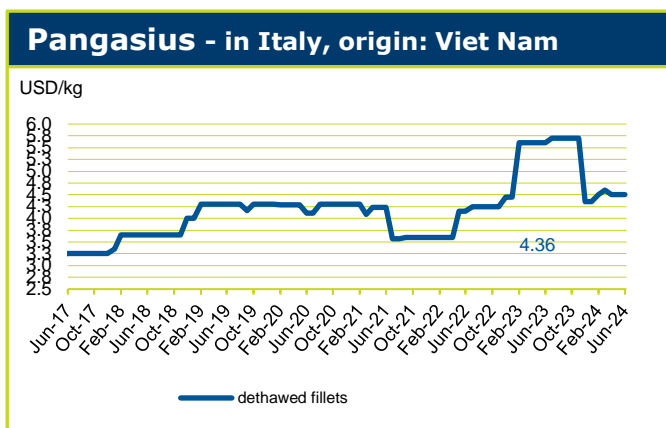
The outlook for Atlanto-Scandian herring is not good over the next decade or so. If overfishing is not stopped immediately, Europe's herring industry is likely to face a collapse by 2026. However, at the same time, brighter news is being reported from other regions. Scotland claims that measures introduced by the country to rebuild the herring stocks in its waters are now beginning to show results. Recently, the Scottish Government announced that the herring stocks in Scottish waters had started to return, and that a vast herring spawning ground had been identified off the coast of Wester Ross in the northwest highlands of Scotland.



Russian landings of Pacific herring in the Far East showed signs of increasing in January 2024. A total of 83 500 tonnes were landed during that month, 70 percent more than in January 2023. In 2023, Russian landings of herring in the Far East for the whole year amounted to 396 000 tonnes.

FRESHWATER

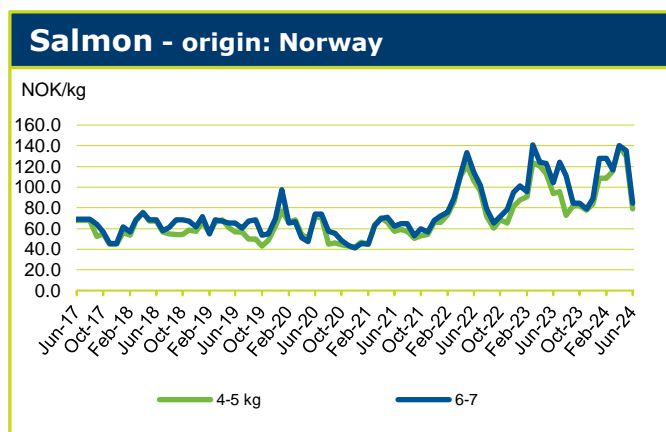
The United Kingdom of Great Britain and Northern Ireland has become the major importer of pangasius in Europe. During the first four months of the year, imports reached 5 000 tonnes, on par with the corresponding figure of 2023. The main supplier is Viet Nam. Poland is now the main importer of pangasius in the European Union, but its import volume is only half of the UK imports.



SALMON

According to the Norwegian Seafood Council (NSC), Norway exported 82 662 tonnes of salmon worth NOK 10.1 billion in May 2024, which meant an increase of two percent in terms of volume and eight percent in terms of value compared with the same month last year. These figures mean that for Norway, salmon is the largest and most important export species by far.

The NSC noted that May was the first month in 2024 to register a growth for salmon in terms of both volume and value. Exports of fillets have continued to increase compared with last year. The price of fresh salmon fillets is at a record high (NOK 164 per kg), up NOK 5 per kg compared to the previous record month, which was April 2023.



The three most important markets for Norwegian salmon were Poland, Denmark and Spain.

TROUT

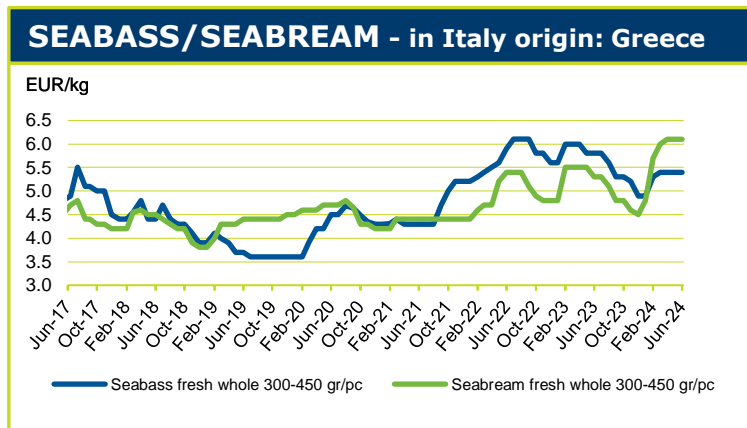
The NSC has reported exciting developments for trout, noting that May 2024 was a historic month as the export value of the fish has never been higher in a single month. According to analysts from the institution, although trout accounted for only five percent of the total value of farmed salmonids in May, growth was strong.

In that month, Norway exported 5 561 tonnes of trout worth NOK 587 million, which represented an outstanding 83 percent growth in terms of volume and 65 percent in value compared to May 2023. This represented a record high export value for trout in a single month, up NOK 20 million compared to August 2023, the previous record.

Ukraine, the United States of America and Thailand were the largest markets for trout in May 2024.

SEABREAM/SEABASS

Seabass trade in the first quarter of 2024 increased by 8.3 percent compared to 2023 levels, with the three largest markets of Italy, Spain and the United States of America all exhibiting high growth rates. Spain, which had previously seen a 13 percent decrease in imports between 2022-2023, increased imports by 9 percent to 7 700 tonnes in the first quarter of 2024. This was largely a reflection of weak domestic production last year, which fell by some 4 percent in 2023 compared to 2022. Stocking levels in the country for 2024 harvest have increased notably, with production expected to reach 27 000 tonnes, a 15 percent increase on 2023 output.





SEABREAM/SEABASS (cont.)

The United States of America meanwhile saw imports in the first quarter of the year grow by 6.5 percent between 2022-2023 and by a further 7.6 percent between 2023-2024, solidifying its position as an increasingly important destination for seabass trade. US demand for European seabass, typically sold as a high end fish in Italian style restaurants and marketed under its Italian name 'branzino', is almost entirely supported by imports, with just one known US company supplying a modest 125 tonnes a year from recirculating aquaculture systems.

Prices for both seabass and seabream showed little variation between May and June on the Spanish wholesale market. Seabass prices remain marginally lower than levels at the start of year for small and large gradings, although medium sized fish sold for an average of EUR 6.70 per kg, 18 percent lower than the beginning of the year. Prices for small and medium sized seabream remain significantly higher than early 2024 levels at EUR 6.15 per kg and EUR 6.30 per kg, respectively.



Fish Species Trade Name	Product Form	Grading	Price per kg		Reference & Area	Origin			
			EUR	USD					
GROUND FISH									
						June 2024			
Cod/Cabillaud, Morue/ Bacalao <i>Gadus morhua</i>	Fresh - Whole	1-2 kg/pc 2-4	7.72 8.78	8.30 9.44	Italy CPT	Denmark			
	Fresh, fillet	100-200 g/pc	9.50	10.22					
		200-400	10.27	11.04					
	Frozen, Fillet, 10 percent glazing	500-1000	10.85	11.67					
		> 1000	8.54	9.18					
	20 percent glazing	1000-2000	7.80	8.39					
	Stockfish, soaked		7.60	8.17					
	Fresh, fillet	100-200 g/pc	16.00	17.20			wholesale	Norway	
		200-400	12.80	13.76					
	Stockfish, dry	700 g/pc	26.00	27.96			DDP	Iceland	
	wet salted fillets	700-1000 g/pc	13.00	13.98					
	IQF, loin portion single frozen	100-150 g/pc	13.00	13.98			CIF		
	Salted cod			16.50			17.74	Spain wholesale	Europe
	Fresh		7.00	7.53					
	Frozen		16.50	17.74			FOB	China	
	Fresh cultured		4.00	4.30					
	Fresh fillets		9.50	10.22					
	Fillets, skin-on, 20% glaze	200-300 g/pc	5.25	5.65					
Steaks, skin-off, 20% glaze	200-400	5.45	5.86						
Fresh, headed	2-3 kg/pc	9.50	10.22	France wholesale	Europe				
Fillet	3-4	10.00	10.75						
	4-5	10.70	11.51						
	100-200 g/pc	14.50	15.59						
	200-300	15.20	16.34		France				
Fresh		NOK 56.37	4.94	5.29	Norway export price	Norway			
Fresh, fillet		NOK 139.43	12.22	13.09					
whole		NOK 67.36	5.90	6.32					
fillet		NOK 93.13	8.16	8.74					
<i>Gadus macrocephalus</i>	Fillet	1 kg/pc	GBP 21.10	24.82	United Kingdom	Iceland			
		160 g/pc	GBP 34.50	40.59					
	Portion	1000	GBP 44.50	52.35	56.33	retail			
	salted and dried								
<i>Gadus macrocephalus</i>	Fillet - wet salted - 1st quality produced from frozen raw material Defrosted, whole	400-700 g/pc	11.30	12.15	Italy CIF	Denmark			
			14.93	16.05	CPT				
	Fillet - skin-on MSC certified 25 percent glazing	500-1000 g/pc	4.55	4.89	Spain CIF	China			
		> 1000 g	4.55	4.89					
Fillet - wet salted	200-400 g	5.70	6.13						
Hake/Merlu/Merluza <i>Merluccius capensis</i>	Minced block		2.08	2.24	Namibia FOB for Spanish market	Namibia			
	Fillets	100-110 g/pc	4.95	5.32	United States of America CIF				
	Fillets, skin-on, interleaved	170-230 g/pc	6.75	7.26	Spain FOB				
		230-300	6.80	7.31					
		283-340	6.17	6.63					
	Fillets, skin-less, interleaved	> 340	6.17	6.63					
		55-115 g/pc	6.15	6.83		South Africa			
		110-170	6.38	7.09					
		250-450	5.89	6.54					
	<i>Merluccius merluccius</i>	IQF portion, trapeze	90-110 g/pc	9.60	10.32	Italy CIF			
		Fresh - whole	100-200 g/pc	4.23	4.55	CPT	Mediterranean		
			200-300	4.78	5.14				
300-400			5.78	6.22					
500-1000			6.35	6.83					
1000-2000			7.53	8.10					
2000-4000			5.24	5.63					
Fillets			6.72	7.23	wholesale				
		Fresh - whole	200-400	9.50			10.22		
		400-600	11.50	12.37					
Fresh - whole		1-2 kg/pc	5.20	5.59	France wholesale	France			
		2-3	6.00	6.45					
	3-4	8.20	8.82						
	4-5	7.70	8.28						
Fillets		10.50	11.29		Europe				
Fillets Fresh, from trawling Fresh, from longlining	3-4 pc/kg	6.20	6.67	Spain wholesale	Spain				
	> 1000 g/pc	5.65	6.08						
	> 1000	4.90	5.27						
	> 1000	7.00	7.53						
	> 1000	8.30	8.92						
	IQF, H&G	0.7-1 kg/pc	2.45			2.63	FOB	Europe Spain	
		1-2	2.95			3.17			
		1.5-2.5	2.99			3.22			
H&G, interleaved	60-120 g/pc	1.87	2.01						
	100-200	1.98	2.13						



Fish Species Trade Name	Product Form	Grading	Price per kg		Reference & Area	Origin		
			EUR	USD				
GROUND FISH (cont.)								
						June 2024		
<i>Merluccius hubbsi</i>	H&G, interleaved	80-200 g/pc	1.98	2.13	Spain FOB	Argentina		
		200-350	2.19	2.35				
		350-500	2.39	2.57				
		500-800	2.90	3.12				
<i>Merluccius polli</i>	H&G	80-120 g/pc	4.65	5.00	Italy CPT Uruguay/Argentina FOB	Uruguay		
		300-500	1.75	1.88				
<i>Merluccius gayi</i>	H&G, interleaved	100-200 g/pc	2.08	2.24	Spain FOB	Guinea/ Senegal/Mauritania		
		200-300 g/pc	2.27	2.44				
		300-425 g/pc	2.45	2.63				
<i>Merluccius productus</i>	Fillet, PBO	100-300 g/pc	2.15	2.31	ex coldstore	Ecuador		
		300-500	2.25	2.42				
Haddock/Eglefin/Eglofino <i>Melanogrammus aeglefinus</i>	H&G	< 0.8 kg/pc	NOK 18.75	1.64	1.76	Sweden FCA	Norway	
		Fillet		6.00	6.45	United States of America CIF	Poland	
		H&G	> 0.8 kg/pc	2.28	2.45		Russia	
		Fillet, skin on	1 kg/pc	GBP 17.00	20.00	21.52	United Kingdom retail	Iceland
		Fillet, skin on	500 g/pc	GBP 18.50	21.76	23.42		Netherlands
Ling/Lingue franche/ Maruca <i>Molva molva</i>	Fillet - wet salted Produced from fresh raw material 1st quality	1-1.5 kg/pc	6.00	6.45	Italy DDP			
		IQF, fillets, skin-on	0.5-1.2 kg/pc	3.45	3.71	Spain FOB	Spain	
		Fresh, tail	< 300 g/pc	9.60	10.32	Italy CPT	UK	
			200-500	10.89	11.71			
500-1000	11.97		12.87					
Fresh, whole	100-300 g/pc	3.37	3.62	Spain FOB	Mediterranean			
	300-600	5.70	6.13					
	600-1000	9.67	10.40		Atlantic			
	500-1000	5.21	5.60					
	1000-2000	6.30	6.77					
	> 2000	6.80	7.31					
Whole	100-2000	15.90	17.10	wholesale				
	250-500 g/pc	9.25	9.95	Spain FOB	Namibia			
Whole, gutted	500-1000	9.45	10.16		Spain			
	250-400 g/pc	4.45	4.78					
Whole, skinless	300-600	4.78	5.14	CIF	Faroe Islands			
	1-1.5 kg/pc	12.75	13.71					
Tails, skin-on, 20% glazing	1-2	12.85	13.82	wholesale	Spain			
	2-3	13.25	14.25					
Fresh, whole	300-500 g/pc	6.95	7.47	wholesale	Europe			
	500-1000	9.25	9.95					
Whole	15.00	16.13	China					
	13.00	13.98						
John Dory/ Saint Pierre/ Pez de San Pedro <i>Zeus faber</i>	Fresh - whole	1-2 kg/pc	14.50	15.59	France wholesale	France		
		2-3	15.50	16.67	Italy CPT	Italy		
	Fresh - gutted	500-1000 g/pc	15.50	16.67			Italy CPT	
		1000-2000	19.32	20.77				
		2000-3000	20.62	22.17				
		600-800	12.06	12.97				
		800-1000	14.49	15.58				
		1000-2000	15.81	17.00				
	Fresh - fillets	> 2000	17.09	18.38	Spain FOB	Mauritania/ Guinea/Senegal		
		10.88	11.70					
	H&G	< 200 g/pc	1.35	1.45	Spain FOB	Morocco		
		80-250	1.90	2.04				
100-300		1.85	1.99					
300-500		1.95	2.10					
> 500		6.35	6.83					
Fillet	80-120 g/pc	4.45	4.78	CIF	China			
	100-150 g/pc	4.65	5.00					
Fillet, skin-on	150-200	5.05	5.43	CIF	China			
	> 200	5.35	5.75					



Fish Species Trade Name	Product Form	Grading	Price per kg		Reference & Area	Origin	
			EUR	USD			
GROUND FISH (cont.)						June 2024	
Golden redfish Sébastes doré Gallineta dorada <i>Sebastes mentella</i> <i>Sebastes marinus</i>	Block, H&G, Japanese cut	50-100 g/pc	2.05	2.20	Spain FOB	Russian Federation	
		100-150	2.29	2.46			
		150-200	2.95	3.17			
		200-300	3.28	3.53			
	Block, whole	300-500	3.55	3.82			
		150-180 g/pc	1.25	1.34		Spain	
<i>Sebastes norvegicus</i>	Fillets, skin-on, 25% glazing	100-200	1.25	1.34	CIF	Iceland	
		200-300	1.50	1.61			
	Fresh, whole	120-160 g/pc	6.00	6.45			
		160-200	6.10	6.56			
Alaska pollack/Lieu de l'Alaska/Colín de Alaska <i>Theragra chalcogramma</i>	Fillets, skinless 25 percent glaze 20 percent glaze, MSC	200-400 g/pc	3.65	3.92	Spain CIF	China	
		400-600	3.65	3.92			
		120-170 g/pc	2.60	2.83			
		170-230	2.80	3.04			
	Fresh, whole	230-300	2.60	2.83			
		0.4-0.6 kg/pc	14.97	16.10	Italy CPT	Mauritania	
Common dentex/ Dentex commun Dentón <i>Dentex dentex</i>	Fresh	1-2	25.69	27.63 -	Italy CPT	Mauritania	
		2-3	28.78	30.94 -			
		3-5	25.97	27.93 -			
		5-7	27.03	29.07 -			
	Fresh, fillet	7;10	23.88	25.67 +			
		225-300 g/pc	2.08	2.24	Spain FOB	Guinea/Mauritania	
Flathead grey mullet/ Mulet à grosse tête/ Pardete <i>Mugil cephalus</i>		275-350	2.40	2.58	Spain FOB	Morocco	
		300-425	2.67	2.87			
		500-800	2.89	3.11			
		600-1000 g/pc	1.28	1.38			
Bogue/Boga <i>Boops boops</i>	IQF, whole	1000-2000	1.49	1.60	ex-vessel wholesale	Spain	
		6-8 pc/kg	0.98	1.05			
	Fresh	3-6	1.09	1.17			
			1.60	1.72 +			
FLAT FISH						June 2024	
Turbot/Rodaballo <i>Psetta maxima</i>	whole, farmed	0.4-0.6 kg/pc	9.85	10.59	Spain CIF	Spain	
		0.6-0.8	9.85	10.59			
		0.8-1	9.85	10.59			
		1-1.5	9.85	10.59			
	Fresh - whole wild	0.3-0.5 kg/pc	12.25	13.17	wholesale	Netherlands (Kingdom of)	
		0.5-1	13.35	14.35			
	Frozen, gutted, 20% glazing	300-500 g/pc	8.00	8.60 =	Italy CPT	Spain/Portugal	
		400-600	8.75	9.41 +			
		600-800	11.75	12.63 -			
		800-1000	11.90	12.80 -			
		1000-2000	14.05	15.11 -			
	Fillets, skin-less, 20% glazing	200-400 g/pc	25.45	27.37 =	wholesale	Spain	
		400-600	27.00	29.03 =			
	Fresh - whole, wild Fresh - whole, farmed Frozen Culture	400-600 g/pc	600-800	12.50	13.44	Italy CPT	Spain/Portugal
			800-1000	10.88	11.70 -		
			1000-1500	11.85	12.74 -		
			1500-2000	10.59	11.39 -		
2000-2500			10.85	11.67 -			
Fresh - gutted, wild		2500-3000	10.81	11.63 -			
		3000-4000	15.82	17.01			
Fresh - fillets Fresh - whole		4000-5000	16.53	17.77			
		0.5-1 kg/pc	19.15	20.59			
		1-2	31.50	33.87			
	2-3	19.89	21.39 ^				
	0.15-0.2	19.53	21.00 -				
Fresh - whole	0.5-1	14.77	15.88 +	wholesale	Netherlands (Kingdom of)		
	1-2	14.50	15.59				
	2-3	14.50	15.59				
	3-4	14.42	15.51 -				
	4-5	16.47	17.71 -				
	Big	21.00	22.58 -				
Fresh - whole, wild	1-2 kg/pc	22.50	24.19 +	France wholesale	France		
	2-3	24.00	25.81 +				
	3-4	26.00	27.96				



Fish Species Trade Name	Product Form	Grading	Price per kg		Reference & Area	Origin	
			EUR	USD			
FLATFISH (cont.)							
June 2024							
Sole/Sole/ Lenguado <i>Solea vulgaris</i>	Fresh - whole wild	120-175 g/pc	13.45	14.46	Spain CIF	Netherlands (Kingdom of)	
		175-200	15.10	16.24			
		160-360	10.50	11.29			
	Gutted, 20 percent glaze	110-160 g/pc	11.00	11.83 +	wholesale	Spain	
		160-200	13.60	14.62 +			
		200-250	13.80	14.84 =			
		250-300	15.05	16.18 =			
		300-350	16.10	17.31 +			
		400-500	20.25	21.77 =			
	Fresh		16.50	17.74	Italy CPT	Netherlands (Kingdom of)	
	Frozen		13.40	14.41 +			
	Fillets		25.00	26.88 =			
	Fresh - gutted	5 4 3 2 1	5	14.19	15.26	Italy CPT	Italy
			4	17.89	19.24 +		
			3	22.72	24.43 +		
2			24.46	26.30 +			
1			21.78	23.42			
Fresh - whole		200-300 g/pc	18.12	19.48 +	wholesale	North Sea	
		300-400	21.29	22.89			
		400-600	22.12	23.78			
		600-800	23.68	25.46			
		800-1000	20.56	22.11			
1-2	19.00	20.43					
	100-200 g/pc	15.03	16.16	France wholesale	France		
	200-300	12.00	12.90				
Sand sole/sole-pole Lenguado de arena <i>Solea lascaris</i>	Fresh - whole	150-300 g/pc	29.00	31.18 =	Italy CPT	West Africa	
		300-600	28.50	30.65 =			
Senegalese sole/sole du Sénégal Lenguado senegalés <i>Solea senegalensis</i>	Fresh - whole, farmed	300-400 g/pc	22.00	23.66 =	Spain CIF	Guinea	
		400-500	20.00	21.51 =			
		500-600	20.50	22.04			
		600-700	20.50	22.04			
		800-1000	20.50	22.04			
	Frozen on board, IWP	400-500 g/pc	8.25	8.87	France wholesale	France	
whole, frozen on land	15.19	1.45	1.56				
Brill/Barbue/ Remol <i>Scophthalmus rhombus</i>	whole, 30% glazing	0.2-0.3 kg/pc	1.39	1.49	CIF	Netherlands (Kingdom of)	
		0.3-0.5	5.80	6.24 +			
		0.5-0.8	7.95	8.55 +			
	25% glazing	1-2	8.90	9.57 +			
European plaice/ Plie d'Europe/ Solla europea <i>Pleuronectes platessa</i>	Fresh - whole	300-400 g/pc	10.05	10.81 =	Italy CPT	Netherlands (Kingdom of)	
		400-600	5.00	5.38			
		> 600	5.20	5.59			
	Fillet, white skin on, 30% glazing	60-120	5.35	5.75	Italy CPT	Netherlands (Kingdom of)	
	Fresh - fillet	60-80 g/pc	5.70	6.13			
			8.08	8.69 -			
European Flounder/ Flet d'Europe/ Platija europea <i>Platichthys flesus</i> <i>Scophthalmus rhombus</i>	Fresh - whole	500-1000 g/pc	17.50	18.82 -	Italy CPT	Netherlands (Kingdom of)	
		1000-2000	9.80	10.54			
		2000-3000	10.45	11.24			
Fresh - gutted	600-1000 g/pc	17.00	18.28	Italy CPT	Netherlands (Kingdom of)		
	1000-2000	19.68	21.16				
	2000-3000	14.07	15.13 -				
		14.98	16.11 -	Netherlands FOB (for Italian market)	Netherlands (Kingdom of)		
		16.52	17.76 -				



Fish Species Trade Name	Product Form	Grading	Price per kg		Reference & Area	Origin	
			EUR	USD			
TUNA/BILLFISH							
						June 2024	
Tuna/Thon/Atún for canning	Skipjack - whole		1.40	1.50 +	Bangkok CFR FOB	Western/Central Pacific Ocean	
			1.36	1.45 =			
	Skipjack - whole		1.21	1.30 -	Ecuador ex-vessel	Eastern Tropical Pacific Ocean	
	Yellowfin - whole		1.96	2.10 -			
	Skipjack - whole		1.30	1.40 +	Seychelles FOB	Indian Ocean	
	Yellowfin - whole		2.40	2.58 +			
	Skipjack - whole		1.40	1.51 =	Abidjan ex-vessel	Atlantic Ocean	
	Yellowfin - whole	> 10 kg	2.40	2.58 +			
	Skipjack - whole	1.8-3.4 kg/pc	1.60	1.72 -	Spain CFR	Various origins	
	Yellowfin - whole	> 10 kg	2.80	3.01 +			
	Skipjack	> 1.8 kg/pc	1.40	1.50	Tunisia CFR	Seychelles (/ ex-vessel)	
	for direct consumption	Yellowfin - pre-cooked loins	double cleaned	8.22	8.80	Europe CFR	India
			single cleaned	8.22	8.80		
		Skipjack - pre-cooked loins		6.07	6.50	various origins	
		Skipjack - cooked & cleaned loins - vacuum packed	double cleaned	5.09	5.45 -		
Albacore - whole, gutted H&G		< 15 kg/pc	7.50	8.06 +	Spain wholesale FOB	Atlantic	
		< 15	4.65	5.00			
Yellowfin or Bigeye- H&G		< 25 kg/pc	4.45	4.78			
		> 20	4.95	5.32			
		25-50	4.98	5.35			
		50-100	4.98	5.35			
Skipjack - cooked loins		single cleaned	4.30	4.60			
Bigeye - frozen loins			6.64	7.10			
Bluefin - H&G, skin-on		> 20 kg/pc	5.55	5.97			
		> 100	5.35	5.75			
Albacore, fresh	4-7 kg/pc	4.76	5.12	Italy CPT	Spain		
	7-10	4.43	4.76				
	9-12	4.89	5.26				
		5.20	5.59				
Bluefin, fresh	10-20 kg/pc	10.14	10.91		Italy		
	20-30	12.34	13.27 +				
	30-50	12.20	13.12 +				
	> 50	12.01	12.91 -				
Yellowfin, fresh, gutted	20-30 kg/pc	10.72	11.53 +				
	30-50	12.79	13.75 +				
	> 50 kg/pc	14.57	15.67 +				
Bigeye, fresh	10-20	3.75	4.03				
	30-50	5.50	5.91				
Atlantic bonito/Bonite à dos rayé/ Bonito del Atlántico <i>Sarda sarda</i>	IQF, frozen at land, whole	2-2.5 kg/pc	2.68	2.88	Spain FOB	Morocco	
		2.5-3	2.79	3.00			
		> 3	2.90	3.12			
Swordfish/Espadon/ Pez espada <i>Xiphias gladius</i>	Fresh - whole	< 12 kg/pc	3.00	3.23	wholesale	Atlantic Ocean	
		> 25	24.00	25.81			
		average	16.00	17.20			
	whole	< 12 kg/pc	3.50	3.76 =			
		> 25	22.00	23.66 =			
		average	9.00	9.68 +			
	H&G, skin-on	< 10 kg/pc	4.98	5.35	FOB		
		10-30	5.75	6.18			
		30-50	6.45	6.94			
		50-70	6.35	6.83			
		70-100	6.25	6.72			
		100-175	5.45	5.86			
Fresh - whole		10.72	11.53 -	Italy CPT			
Fresh - slice		9.94	10.69 -				
Fresh - slice, with bone, yellow		8.58	9.23 -				
Fresh - whole		12.00	12.90 =	France wholesale			
Frozen - fillet, vacuum		9.00	9.68 =		Spain		



Fish Species Trade Name	Product Form	Grading	Price per kg			Reference & Area	Origin		
			EUR	USD					
SMALL PELAGICS							June 2024		
Mackerel/Maquereau/ Caballa <i>Scomber scombrus</i>	Fresh - whole	4-6 pc/kg		2.95	3.17	Italy CPT	France		
	Fresh - whole			3.30	3.55				
	Fresh - fillet, butterfly cut			5.81	6.25				
	Fresh			5.30	5.70				
	Fresh	Small Large Average		1.00	1.08	Spain wholesale	Spain		
				7.50	8.06				
				5.30	5.70				
	IQF Whole		2-3 pc/kg 4-6 8-12		1.60			1.72	FOB
					1.10			1.18	
				1.09	1.17				
Blockfrozen	300-500 g/pc		1.69	1.82					
IQF, Fillets 10% glaze	150-250		3.50	3.76					
IQF, H&G, 8-10% glaze	250-350 g/pc		1.75	1.88					
Fresh whole	> 600 g/pc < 600		NOK 41.51	3.64	Norway export price	Norway			
			NOK 28.74	2.52					
			NOK 22.97	2.01					
Scomber colias	fillets whole	200 g/pc	GBP 18.75	22.06	United Kingdom retail	UK			
		1 kg/pc	GBP 6.95	8.18					
	IQF, whole	4-6 pc/kg		1.16	1.25	Spain FOB	Morocco		
		8-10		1.15	1.24				
		16-20		0.85	0.91				
		3-6		1.28	1.38				
	Fillets	100-200 g/pc		3.65	3.92				
IQF, 2 percent glazing	80-120 g/pc		3.15	3.39					
IQF, wrapped	> 1 kg		1.65	1.77		Namibia			
Horse Mackerel/ Chincard/ Jurel <i>Trachurus spp</i>	Whole	> 24 cm/pc		1.23	1.32	Morocco FOB for European market	Morocco		
	Fresh	Small		0.30	0.32	Spain wholesale	Spain		
		Large		6.00	6.45				
		Average		2.00	2.15				
	IQF	100-300 g/pc		0.95	1.02	FOB	Morocco/ Guinea		
		200-300		1.85	1.99				
		300-600		2.10	2.26				
		500-800		2.25	2.42				
		700-1200		1.55	1.67				
	Blockfrozen	300-450		1.58	1.70		Senegal		
	IQF	2-3 pc/kg	1-3		2.25	2.42	Spain		
			2-4		1.55	1.67			
3-5				1.58	1.70				
4-6				1.48	1.59				
5-9				1.15	1.24				
10-16				1.08	1.16				
16-20				0.98	1.05				
28-35				1.15	1.24				
Whole	2-4 pc/kg		0.91	1.10	Egypt CIF	Yemen			
			0.91	1.10					
			0.91	1.10					
Chub mackerel/Maquereau espagnol/ Estornino <i>Scomber japonicus</i>	Block frozen	8-14 pc/kg		0.82	0.88	Spain FOB	Morocco		
		> 500 g/pc		1.18	1.43		Peru		
	Fillets, skin-on	50-150 g/pc		2.27	2.75	Netherlands CIF	Ecuador		
	Whole	2-4 pc/kg		0.79	0.95	Egypt CIF	Yemen		
			0.79	0.95					
			0.83	1.00					
Herring/Hareng/Arenque <i>Clupeidae</i>	Fresh - fillets			4.29	4.61	Italy CPT	Denmark		
	Salted - fillets			3.20	3.44	France wholesale	Europe		
				6.30	6.77		France		
				11.00	11.83				
	Smoked - fillets			11.00	11.83				
	Smoked - fillets, vacuum packed			10.00	10.75				
	Fresh whole			NOK 41.51	3.64	Norway export price	Norway		
			NOK 28.74	2.52					
			NOK 22.97	2.01					
fillet			NOK 22.97	2.01					
	70-100 g/pc		PLN 1.69	0.39	0.42	Poland FOB	Baltic		



Fish Species Trade Name	Product Form	Grading	Price per kg		Reference & Area	Origin			
			EUR	USD					
SMALL PELAGICS (cont.)									
June 2024									
Sardine/Sardine/Sardina <i>Sardina pilchardus</i>	Fresh - whole		1.88	2.02 -	Italy CPT	Morocco			
	Frozen - whole		1.59	1.71 -					
	Fresh - fillet		4.41	4.74 -					
	Block, whole	IQF	12-16 cm/pc	1.23	1.32	Spain FOB			
			13-18	1.20	1.29				
			9-15 pc/kg	1.18	1.27				
			8-14	1.15	1.24				
			18-25	1.29	1.39 ^				
			22-28	1.38	1.48 ^				
	Fillets, butterfly cut	30-50 g/pc	2.75	2.96	wholesale				
Fresh		3.00	3.23 -						
whole		GBP 6.89	8.10 8.72 +	United Kingdom	Portugal				
Fillets		GBP 7.95	9.35 10.06						
Fresh - whole			3.10	3.33 -	France - wholesale	France			
Fresh - butterfly cut			8.50	9.14 -					
Anchovy/Anchois/ Boquerón <i>Engraulis encrasicolus</i>	Fresh		3.50	3.76 =	Italy CPT wholesale	Italy			
	Fresh	71-100 pc/kg	2.81	3.02 -					
	Fresh	> 100	4.00	4.30 -					
	Fresh		3.15	3.39 +	Spain - wholesale	France Italy Spain			
	Fresh		4.50	4.84 +					
	Fresh		2.30	2.47 +					
	Blockfrozen	IQF, fillets	30-32 pc/kg	1.95	2.10	FOB	Morocco		
			41-45	2.20	2.37 +				
			46-50	2.20	2.37 +				
			50-55	1.95	2.10 +				
55-60			1.95	2.10 +					
	40-70 g/pc	4.35	4.68						
CEPHALOPODS									
June 2024									
Squid/Encornet/Calamar <i>Loligo spp.</i>	Whole	S (< 18 cm)	8.40	9.03	Italy CIF	South Africa			
		M (18-25)	10.95	11.77					
		L (25-30)	11.95	12.85					
		XL (>30)	11.95	12.85					
	Fresh - whole	Grade A	100-300 g/pc	16.85	18.12	CPT	Croatia		
			300-500	17.21	18.51 -				
			400-600	17.78	19.12 -				
			500-1000	17.13	18.42 +	wholesale	Morocco		
			100-300 g/pc	37.00	39.78				
			300-500	23.00	24.73				
Fresh - whole	Medium	< 3 pc/kg	7.57	8.10	Portugal/Italy CIF	Yemen			
		3-6	7.10	7.60					
		6-10	5.56	5.95					
		10-20	5.56	5.95					
Frozen	Small	Small	16.00	17.20 =	France - wholesale	France			
		Medium	16.50	17.74 =					
<i>Loligo vulgaris</i>	Fresh - whole	Grade A	200-300 g/pc	11.50	12.37 +	Spain - wholesale	Spain		
			small	6.70	7.20				
			medium	8.50	9.14				
			big	8.70	9.35				
			very big	8.70	9.35				
			11-16 cm/pc	10.79	11.60			Spain FOB	Morocco
	16-21	10.79	11.60						
	21-26	10.79	11.60						
	25-30	11.85	12.74						
	Whole	Small	31-35	11.85	12.74	Argentina			
> 36 cm			11.85	12.74					
< 10 cm/pc			2.88	3.10					
9-12			4.39	4.72					
<i>Loligo gahi</i>	Whole	Small	15-18 cm/pc	4.29	4.61	Spain			
			18-22	4.29	4.61				
			20-24	4.48	4.82				
			22-26	4.30	4.62				
	Whole	Small	S	3.58	3.85 +	Italy CPT	Argentina		
			100-200 g/pc	3.98	4.28				
			Whole	Small	1	5.45	5.86 -	Spain wholesale	Falkland/Malvinas Islands
					2	5.45	5.86 -		
					3	5.45	5.86 -		
					4	5.45	5.86 -		
Whole	Small	200-300 g/pc	3.70	3.96	Argentina FOB	Argentina			
		300-400	3.36	3.60					
Whole, round	Small	200-300 g/pc	4.02	4.30	Uruguay FOB	Uruguay			
		300-400	4.49	4.80					
		> 500	2.94	3.15					



Fish Species Trade Name	Product Form	Grading	Price per kg		Reference & Area	Origin	
			EUR	USD			
CEPHALOPODS (cont.)							
June 2024							
Squid/Encornet/Calamar <i>Illex illecebrosus</i> <i>Loligo duvauceli</i> <i>Todarodes sagittatus</i> <i>Uroteuthis duvauceli</i> <i>Doryteuthis pealeii</i> <i>Doryteuthis opalescens</i> <i>Dosidicus gigas</i>	Blockfrozen	9-16 cm/pc	2.38	2.56	Spain FOB	Spain	
		11-14	2.85	3.06			
		165-335 g/pc	2.57	2.76			
		200-350	1.65	1.77			
	Blockfrozen	3-6 pc/kg	8.15	8.76		Yemen	
		6-10	6.98	7.51			
		10-20	5.45	5.86			
	Block, frozen on board	> 20 cm/pc	2.15	2.31		Mauritania	
		9-14 cm/pc	2.10	2.26			
		12-18	1.95	2.10			
25-30		2.25	2.42				
Whole			8.00	8.60	wholesale	India	
			8.60	9.25 +			
			5.50	5.91 =			
Whole		1-2 kg	2.34	2.50	United States of America CIF	Panama	
Octopus/Poulpe/Pulpo <i>Octopus vulgaris</i>	Sushi slice	7 g/pc	15.42	16.50 =	Europe CFR	Indonesia	
	100% net weight	9	15.89	17.00 =			
	boiled cut		8.69	9.30 =			
	Flower type	1-2 kg/pc	5.61	6.00 =			
	90% net weight	>2	7.01	7.50 =	Italy CPT	Italy	
	Fresh	1-2	12.17	13.09 +			
		1-2	9.82	10.56 -			
	Frozen	T3	12.68	13.63 +		Morocco	
		T4	12.66	13.61 +			
		T5	11.01	11.83 +			
		T6	10.44	11.23 +			
		T7	8.94	9.61 -			
	Fresh	250-500 g/pc	10.00	10.75 =		wholesale	
		T6	12.50	13.44 -			
	Frozen	T3		12.80		13.76	United States of America CIF
				16.65		17.90	
				11.75		12.63	
				9.55		10.27	
				8.25	8.87		
				7.95	8.55		
				7.50	8.06		
				7.20	7.74		
	Uncleaned	T1		5.95	6.40	Mauritania/Senegal Guinea	
				9.75	10.48		
				8.77	9.43		
				8.15	8.76		
				7.75	8.33		
	Frozen on board	T1		12.25	13.17	CIF	
			10.75	11.56			
			9.75	10.48			
			8.75	9.41			
			7.75	8.33			
Frozen, Galizian style			16.50	17.74 =	wholesale		
			5.50	5.91 -			
Frozen			6.10	6.56 -	Thailand		
Gutted block	300-500 g/pc	500-1000	4.67	5.00	Italy/Portugal Spain CIF	Yemen	
		1000-2000	4.67	5.00			
			7.48	8.00			
	Flower	300-500 g/pc	7.48	8.00			
		500-1000	7.48	8.00			
		1000-2000	7.48	8.00			
Fresh			12.00	12.90 +	France wholesale	Europe	
			13.50	14.52 =			
Fresh - whole	Mixed		3.61	3.88 -	Italy CPT	Croatia	
Cleaned, block, 10% glazing	100-300 g/pc		3.45	3.71	Spain FOB	Spain	
		300-600	3.50	3.76			



Fish Species Trade Name	Product Form	Grading	Price per kg		Reference & Area	Origin	
			EUR	USD			
CEPHALOPODS (cont.)						June 2024	
Cuttlefish/Seiche/ Sepia <i>Sepia spp.</i>	Frozen at land- whole block Grade A	100-200 g/pc	4.67	5.00 +	Egypt/Morocco CIF Malaysia	Yemen	
		200-300	4.67	5.00 +			
		300-500	4.67	5.00 +			
		500-1000	4.67	5.00 +			
	FAS - whole block	100-200 g/pc	4.16	4.45	Portugal/Greece Spain CIF		
		200-300 g/pc	4.82	5.16			
		300-500	5.01	5.36			
		> 500	5.20	5.56			
	not cleaned	0.3-0.6 kg/pc	0.6-0.9	5.15	5.54	Spain FOB	Morocco
			0.9-1.2	4.85	5.22		
			small	3.60	3.87		
			medium	3.80	4.09	Mauritania FOB	Mauritania
			big	4.10	4.41		
	Block frozen, cleaned 10 percent glaze	100-200 g/pc	200-400	5.55	5.97	Spain FOB	Senegal
400-600			5.55	5.97			
600-900			5.60	6.02			
Frozen		6.80	7.31 +	wholesale	Morocco		
Fresh		8.75	9.41 -				
Fresh		18.50	19.89 +	France - wholesale	France		
Frozen		10.00	10.75 =				
Fresh	100-200 g/pc	< 100	9.57	10.29	Italy CPT	Spain	
		100-300	5.76	6.19 -			
		300-500	4.72	5.08 -			
		500-1000	6.26	6.73 +			
			5.40	5.81 +			
			8.62	9.27 +			
		Large	12.00	12.90			
Medium	13.00	13.98 +	wholesale	Italy	Croatia		
CRUSTACEANS						June 2024	
Whiteleg shrimp/ Crevette pattes blanches/Camarón patiblanco <i>Penaeus vannamei</i>	PD, chemical treatment 100% net weight treated with non-phosphate	31-40 pc/lb	8.08	8.65 =	Europe CFR	Indonesia	
		41-50	7.15	7.65 =			
		51-60	6.87	7.35 =			
		61-70	6.78	7.25 =			
		71-90	6.68	7.15 =			
		91-120	6.54	7.00 =			
	tails	21-25 pc/kg	26-30	6.97	7.49 -	Italy CPT	Ecuador
			31-40	6.97	7.49 +		
			41-50	6.43	6.91 -		
			51-60	5.96	6.40 -		
			61-70	5.64	6.06 -		
				5.64	6.07		
	peeled and deveined, 25% glazing	21-25 pc/kg	26-30	9.75	10.48 +		
			31-35	9.66	10.39 +		
			36-40	8.95	9.62 +		
41-50			9.21	9.91 +			
51-60			8.45	9.08 -			
			7.95	8.55			
Head-on	26-30 pc/kg	GBP 16.95	19.94	21.46	United Kingdom retail	Viet Nam	
	20-30 pc/kg	GBP 18.25	21.47	23.10 -			
Frozen headon, shellon, 25% glaze	16-20 pc/kg	20-30	6.50	6.99 -	Spain wholesale FOB	Ecuador	
		30-40	6.85	7.37 +			
		40-50	6.10	6.56 +			
		50-60	5.65	6.08			
			5.30	5.70			
frozen, headless	30-40 pc/kg	40-50	11.85	12.68	United States of America CIF	Peru	
		50-60	4.58	4.90			
			3.93	4.20			
P&D	16-20 pc/lb	20-30	8.07	8.63 -		Viet Nam	
		51-60	10.28	11.00			
Peeled and cooked	51-60	10.75	11.50				



Fish Species Trade Name	Product Form	Grading	Price per kg		Reference & Area	Origin			
			EUR	USD					
CRUSTACEANS (cont.)									
June 2024									
Argentine red shrimp/ Salicoque rouge d'Argentine/ Camarón langostín argentino <i>Pleoticus muelleri</i>	Head-on, shell-on	10-20 pc/kg	9.20	9.89	Spain EXW	Argentina			
		20-30	7.40	7.96					
		30-40	6.50	6.99					
		40-60	6.20	6.67					
	frozen on board	10-20 pc/kg	7.50	8.06	FOB				
		20-30	6.50	6.99					
		31-50	9.45	10.16					
		13-15 pc/kg	11.25	12.10 +					
	Tails, easy peel, 20% glazing	16-20	10.95	11.77 +	CFR CIF	China			
		30-55	7.94	8.50					
		56-100	7.46	7.98					
		L1	8.75	9.41					
	Peeled, undeveined	40-70	11.03	11.80	Argentina FOB	Argentina			
		70-90	11.03	11.80					
16-20 pc/lb		9.06	9.69 +						
20-30		12.15	13.00						
Headless, shell-on	26-30	8.59	9.19 -	United States of America CIF					
	40-70	14.34	15.42						
	L1	5.61	6.00						
	L3	5.05	5.40						
Head-on, shell-on	C1	11.21	12.00						
	C1	8.88	9.50						
Giant tiger prawn/ Crevette tigrée/ Langostino tigre <i>Penaeus monodon</i>	Farmed, organic, cooked	20-30 pc/kg	31.00	33.33 =	France wholesale	Madagascar			
		30-40	28.00	30.11 =					
		40-50	25.00	26.88 =					
	Raw peeled and deveined, 20 percent glazing	6-8 pc/lb	16.25	17.47 =	Spain FOB	Bangladesh/ Viet Nam/ India			
		8-12	9.45	10.16					
		13-15	8.15	8.76					
		16-20	7.05	7.58					
	Head-on	8-12 pc/lb	GBP 33.75	39.71 42.72 +	United Kingdom retail	Bangladesh			
	Norway lobster/ Langoustine/Cigala <i>Nephrops norvegicus</i>	IQF whole	0-5 pc/kg	31.00	33.33	Spain FOB	Spain		
5-10			27.50	29.57					
10-15			22.95	24.68					
15-20			17.85	19.19					
20-30			12.75	13.71					
30-40			7.65	8.23					
40-50			5.25	5.65					
00			20.25	21.77					
0			13.25	14.25					
1			11.25	12.10					
whole		2	9.25	9.95	CIF	Scotland			
		3	7.25	7.80					
		4	4.75	5.11					
		5	4.25	4.57					
		2-4 pc/kg	41.00	44.09					
		4-7	31.65	34.03					
IQF whole		7-9	31.45	33.82	wholesale	Denmark			
Fresh		Frozen, tails		32.00	34.41 -	France wholesale			
				16.00	17.20 =				
			5-16 pc/kg	31.00	33.33 =				
			16-20	22.00	23.66 =				
	Cooked	20-30	17.00	18.28 =					
		30-40	13.00	13.98 =					
		20-40 pc/kg	22.00	23.66 =					
		Whole, 30 percent glazing	11-15	13.22	14.22				
		Fresh	6-9 pc/kg	27.50	29.57			Italy CIF CPT	
			8-12	23.40	25.16				
11-15	16.52		17.76 -						
16-20	12.70		13.66 -						
21-30	9.29		9.99 -						
31-40	6.86		7.38 -						
41-50	5.70		6.13 +						
Andaman lobster/Langoustine Andamane/Cigala de Andamán <i>Metanephrops andamanicus</i>	IQF	6-10 pc/kg	34.95	37.58	Spain FOB	Mozambique			
		11-15	30.50	32.80					
		16-20	23.95	25.75					
European lobster/ Homard européen/ Bogavante <i>Homarus gammarus</i>	Live - bulk	400-600 g/pc	27.50	29.57 -	France wholesale	Ireland			
		400-600	28.00	30.11 -					
		700-1000	82.00	88.17 =					
	Live	400-600 gpc	28.25	30.37 +	Italy CPT	Europe			
		600-800	29.31	31.52 -					
		800-1000	31.02	33.35 -					
		> 1000	29.70	31.94 -					
		> 2000	32.01	34.42 +					



Fish Species Trade Name	Product Form	Grading	Price per kg		Reference & Area	Origin	
			EUR	USD			
CRUSTACEANS (cont.)							
						June 2024	
American lobster/ Homard américain/ Langosta americana <i>Homarus americanus</i>	Live	400-600 g/pc	25.00	26.88 -	France wholesale	Canada	
		< 3 kg/pc	18.46	19.85 -	Italy CPT	United States of America	
		3-5	30.30	32.58 -	wholesale		
			27.00	29.03			
		500-600 g/pc	no quote		United Kingdom retail	Canada	
		1000					
Scalloped spiny lobster/ Langouste festonnée/ Langosta festoneada <i>Panulirus homarus</i>	Whole	350-400 g/pc	14.63	15.65 ^	United States of America CIF	Yemen	
		Meat, minced	1.85	1.98			
		Tails	45.33	48.50			
			45.33	48.50			
	Whole	70-100 g/pc	11.68	12.50	Taiwan (Province of China)/ Saudi Arabia CIF	Yemen	
		100-150	14.95	16.00			
150-200		17.76	19.00				
> 200		20.28	21.70				
Fresh Frozen Tails			30.00	32.26 =	Spain wholesale	Cuba	
			23.00	24.73			
			50.00	53.76 =			
			50.50	54.30			
Arabian whip lobster/ Langouste fouet arabe/ Langosta de fusta arabica <i>Puerulus sewelli</i>		SS	14.02	15.00	Italy CIF	Yemen	
		S	16.82	18.00			
		M	18.69	20.00			
		L	20.56	22.00			
Edible crab/Tourteau/ Buey de mar <i>Cancer pagurus</i>	Live, bulk	T2 (13-16 cm)	6.48	6.97	France auction wholesale	France	
			9.50	10.22 =			
	Fresh female Claws	800-1200 g/pc	7.95	8.55 -	Italy CPT	United Kingdom	
Blue swimming crab Étrille bleue <i>Jaiba azul</i> <i>Portunus pelagicus</i>	Whole	5-7 pc/kg	3.60	3.85	France CIF	Yemen	
		50-100	3.60	3.85			
		100-300	3.22	3.45			
Snow crab/ Crabes des neiges/ Cangrejo de las nieves <i>Chionoecetes opilio</i>	Legs Clusters	8-10 oz/pc > 10	7.73	8.27	United States of America CIF	Canada	
			19.06	20.39 ^			
			20.60	22.05 ^			
Southern king crab/ Crabe royal de Patagonie Centolla patagónica <i>Lithodes santolla</i>	Legs, Claws		12.88	13.78 ^		Argentina	
			14.02	15.00			
			S	43.98			47.06
			M	45.06			48.21
	L	46.13	49.36				
	L	16.82	18.00				
BIVALVES						June 2024	
Oyster/Huître/Ostra <i>Crassostrea gigas</i> <i>Ostrea edulis</i>	Live	60-100 g/pc	11.40	12.26	Spain CIF	Netherlands	
		80-95 g/pc	17.36	18.67			
		95-110	18.50	19.89			
			18.60	20.00 =			
Mussel/Moule/Mejillón <i>Mytilus edulis</i> <i>Mytilus galloprovincialis</i>	Live - Bottom mussel	Bulk			France wholesale	France	
			G2 (100 units)	####			129.03
			M3 (100 units)	####			129.03
			N3	10.00			10.75
	Live - Rope (bouchot)	60-80 pc/kg		2.70	2.90	wholesale	Netherlands
				2.90	3.12		
	Live	40-60 pc/kg		4.00	4.30	Spain FOB	Spain/Italy
				5.50	5.91		
	IQF	40-50		2.55	2.74	wholesale	Netherlands
				7.75	8.33		
	Live	> 100 pc/kg		1.70	1.83 +	CIF	Italy
				4.00	4.30		
Frozen			2.72	2.92 -	Italy CPT	Sardinia	
			2.50	2.69 -			
Live			3.20	3.44	wholesale	Italy	
			4.90	5.27			
IQF - shell-off, 7 percent glazing	200-300 pc/kg		2.72	2.91 =	Spain CIF	Chile	
			4.07	4.35 -			
Mussel meat			2.01	2.15 +			
			4.07	4.35 -			
Whole, vaccum packed			2.01	2.15 +			
			4.07	4.35 -			
800 g pack, half shell			2.01	2.15 +			
			4.07	4.35 -			
Alive			2.01	2.15 +			
			4.07	4.35 -			
<i>Perna canaliculus</i>			19.90	23.41	United Kingdom	New Zealand	
			4.60	5.41			
<i>Mytilus galloprovincialis</i>			4.60	5.41	retail	UK (Scotland)	
			4.60	5.41			



Fish Species Trade Name	Product Form	Grading	Price per kg		Reference & Area	Origin	
			EUR	USD			
BIVALVES (cont.)							
June 2024							
Razor shell/Couteau/ Navaja - <i>Solenidae</i>	Fresh	S	10.50	11.29	Spain CIF	Ireland	
			18.50	19.89		Netherlands	
	Live, depurated	10-12 cm/pc	3.85	4.14	wholesale	Europe	
			5.00	5.38 -		Italy	
			4.48	4.82 +		Italy CPT	
Live		3.30	3.55	France wholesale	Imported		
Great Atlantic scallop/ Coquille-St- Jacques/ Vieira <i>Pecten maximus</i>	Fresh, meat, roe-off		27.50	29.57		France	
			Frozen, meat, roe-on	43.00			46.24
			Frozen, meat, roe-off	34.00			36.56
	IQF, whole	3-5 pc/kg	5.35	5.75	Spain FOB	Spain	
		4-6	4.38	4.71			
	Frozen, half shelf	10-12	10.69	11.49	wholesale		
	Meat, 15% glazing	20-24	22.85	24.57			
	Meat, 20% glazing	22-25	22.85	24.57			
	Live		18.00	19.35 -			
	Frozen - whole		3.53	3.80 -	Italy CPT	Imported	
	Fresh		3.82	4.11 +			
	Frozen, half shelf		8.62	9.27 +			
	Fresh, meat	10-20 pc/kg	GBP 27.50	32.35 34.81 +	United Kingdom retail	UK	
	Frozen, whole	60-80 pc/kg		15.75 16.94	United States of America CIF	France	
Japanese carpet shell/ Palourde japonaise/ Almeja japonesa <i>Ruditapes philippinarum</i>	Live		11.17	12.01	Italy CPT	Italy	
			7.20	7.74 -	Spain wholesale	Spain	
SALMON							
June 2024							
Atlantic salmon/ Saumon de l'Atlantique/ Salmón del Atlántico <i>Salmo salar</i>	Fresh - gutted, head-on	2-3 kg/pc	9.80	10.54 -	France wholesale	Norway	
		3-4	10.00	10.75 -			
		4-5	10.40	11.18 -			
		5-6	10.80	11.61 -			
		6-7	11.20	12.04 -			
	Fresh - label rouge	2-3 kg/pc		11.60	12.47 =		Scotland
		frozen, wild	2-3	8.00	8.60 =		
	Smoked - Fillet, vacuum reconstituted sides	1-2 kg/pc		40.00	43.01 =		EU
	Fresh - Fillet	3-4 kg/pc		19.20	20.65 +		
	reconstituted sides	1-2 kg/pc		37.00	39.78 =		
	Fresh - gutted, head-on	1-2 kg/pc	NOK 64.84	5.68	6.09 -	Norway FOB	Norway
		2-3	NOK 71.50	6.27	6.71 -		
		3-4	NOK 77.50	6.79	7.28 -		
		4-5	NOK 78.99	6.92	7.42 -		
		5-6	NOK 81.86	7.17	7.69 -		
		6-7	NOK 84.46	7.40	7.93 -		
		7-8	NOK 81.18	7.11	7.62 -		
		8-9	NOK 80.80	7.08	7.59 -		
	> 9	NOK 80.27	7.04	7.54 -			
	Fresh fillet			13.00	13.98 -	Spain wholesale	
	Smoked fillet			24.00	25.81 =		
	Fresh			8.50	9.14	CIF	
		Frozen		9.00	9.68 +		
Fillets, skin-on		700-1000 g/pc		11.25	12.10		
		1000-1400		13.25	14.25		
	1400-1800		13.35	14.35			
1800-2400		13.45	14.46				
IQF, gutted, wild	6-11 kg/pc		6.45	6.94	FOB	Iceland	
Portions	5 oz/pc		14.10	15.16	United States of America CIF	Poland	
guttet, head-on	4-5 kg/pc		8.75	9.41	Tunisia CFR	Norway	
Fresh - Whole - Superior	1-2 kg/pc		7.43	7.99 -	Italy CPT		
	2-3		8.84	9.50 -			
	3-4		10.08	10.84 -			
	4-5		10.32	11.09 -			
	5-6		10.99	11.82 -			
	6-7		11.12	11.96 -			
	7-8		11.20	12.04 -			
	8-9		11.27	12.12 -			
9-10		11.34	12.19 -				
IQF portion, 10% glazing	100-150 g/pc		15.30	16.45		Denmark	



Fish Species Trade Name	Product Form	Grading	Price per kg		Reference & Area	Origin	
			EUR	USD			
SALMON (cont.)						June 2024	
Chum salmon/Saumon chien/ Keta <i>Oncorhynchus keta</i>	H&G IQF		3.36	3.60	Europe CIF	United States of America	
Pink salmon/Saumon rose Salmón rosado <i>Oncorhynchus gorbuscha</i>	Blockfrozen	600-800 g/pc	2.34	2.50	Russian Federation FOB	Europe	
TROUT						June 2024	
Rainbow trout/ Truite arc-en-ciel/ Trucha arco iris <i>Oncorhynchus mykiss</i>	Fresh - whole		7.90	8.49 =	France wholesale	France	
	Fillet		11.20	12.04 =			
	Fillet, smoked		21.00	22.58 =			
	Whole, gutted, bulk		17.48	18.80 +	Retail		
	Fresh - whole		5.00	5.38 -	Spain wholesale	Spain	
	Fresh - fillets		5.40	5.81 -			
	Gutted, 10% glazing	200-300 g/pc	6.10	6.56	CIF	Türkiye	
		300-350	6.10	6.56			
	Fillets, 20% glazing	80-120	6.65	7.15			
	Fresh - whole		6.00	6.45 =	Italy CPT	Italy	
Fresh, Fillets - skin-on		10.93	11.75 +				
Fresh, Fillets - skinless		11.50	12.37 +				
H&G	300-500 g/pc	4.67	5.02				
Fresh, whole gutted	600-800 g/pc	500	GBP 12.50	14.71	15.82 +	United Kingdom retail	Scotland
			GBP 10.50	12.35	13.29		
FRESHWATER FISH						June 2024	
Arctic char/Omble-chevalier/ Trucha alpina <i>Salvelinus alpinus</i>	Fresh - whole		12.30	13.23 =	France wholesale	Europe	
Nile perch/Perche du Nil/Perca del Nilo <i>Lates niloticus</i>	Fresh, whole	200-400 g/pc	3.70	3.98 -	Italy FCA	Tanzania	
	Fresh - fillets		5.06	5.44 -			
	Fresh - fillets		15.99	17.19 +	retail		
	Fillets		8.50	9.14 -	Spain wholesale		
Pike perch/Sandre/ Lucioperca <i>Sander lucioperca</i>	Fillet - skinless, PBI, IWP	500-1000 g/pc	6.03	6.45	CFR		
	Fillet - whole	Average size	11.50	12.37 =	France wholesale	Europe	
Nile Tilapia/Tilapia du Nil/Tilapia del Nilo <i>Oreochromis niloticus</i>	Fillet - skinless, 20% glazing	70-140 g/pc	3.95	4.25	Spain CFR	China	
		140-200	4.35	4.68			
	Gutted, scale-less, 20% glazing	200-300 g/pc	2.40	2.58			
		300-500	2.90	3.12			
		500-800	3.55	3.82			
		> 800	3.00	3.23			
Pangasius <i>Pangasius hypophthalmus</i>	Fillet, thawed		4.50	4.84	Italy wholesale retail		
	Fillet		7.24	7.78			
	Fresh, fillet		6.50	6.99 +	Spain wholesale		
	Fillet		3.50	3.76			
	Fillet, 20% glazing	120-170 g/pc	2.80	3.01	CIF		
	Fillets, interleaved, 0% glazing	170-230	2.75	2.96			
	170-230	4.05	4.35				
NON-TRADITIONAL SPECIES						June 2024	
Sturgeon/Esturgeon/ Esturione <i>Acipenseridae</i> <i>A.baeri</i>	Frozen - Whole	1.5-2 kg/pc	7.50	8.06	France CIF	France	
	Gutted	5-7 kg/pc	10.50	11.29			
	Fillets	200-300 g/pc	16.00	17.20			
		800-1000	16.00	17.20			
	Caviar (Aquitaine) metal boxes		1.400	1.505			
European eel/Anguille d'Europe/ Anguilla europea <i>Anguilla anguilla</i>	Smoked	Medium	49.00	52.69 =	wholesale	Europe	
	Fresh		15.81	17.00 -	Italy CPT		
Common dentex/ Denté commun Denton <i>Dentex dentex</i>	Fresh - whole	225-300 g/pc	2.08	2.24	Spain FOB	Morocco	
		275-350	2.40	2.58			
		500-800	2.89	3.11			
		1-2 kg/pc	25.69	27.63 -	Italy CPT		
		2-3	28.78	30.94 -			
		3-5	25.97	27.93 -			
	5-7	27.03	29.07 -				
	7-10	23.88	25.67 +				



Fish Species Trade Name	Product Form	Grading	Price per kg		Reference & Area	Origin		
			EUR	USD				
NON-TRADITIONAL SPECIES (cont.)								
						June 2024		
Dusky grouper Mérou noir/Mero moreno <i>Epinephelus marginatus</i>	Fresh - whole	1-2 kg/pc	14.70	15.80 -	Italy CPT	Senegal		
		2-4	15.18	16.33 +				
		4-7	14.51	15.60 +				
		7-10	13.25	14.25 -				
		10-20	11.39	12.25 -				
	H&G	8-12 kg/pc	5.70	6.10 -	France CIF	Yemen		
		> 12	5.70	6.10 -				
White grouper/ Merou blanc/Cherna de ley <i>Epinephelus aeneus</i>	Gutted	1-2 kg/pc	10.44	11.23 -	Italy CPT	Senegal		
		2-4	10.56	11.36 -				
		4-7	10.87	11.69 -				
		7-10	10.29	11.07 -				
				> 10	10.90	11.72 -	CIF	Yemen
			small		4.77	5.10 =		
			medium		4.77	5.10 =		
		big	4.77	5.10 =				
Small-scale grouper Mérou petites écailles Mero escamoso <i>Epinephelus polylepis</i>		1-3 kg/pc	4.77	5.10	France/Greece CIF			
		3-5 kg/pc	4.77	5.10				
		5-8	4.77	5.10				
		8-12	4.77	5.10				
		2-3 kg/pc	4.53	4.85 =				
		3-5	4.53	4.85 =				
		5-8	4.53	4.85 =				
Spangled emperor/ Empereur moris/ Emperador relámpago <i>Lethrinus nebulosus</i>	H&G	3-5 kg/pc	4.67	5.00	Italy/Greece CIF			
	Gutted, scales off	3-5 kg/pc	2.99	3.20				
		1-2	2.57	2.75 -				
		2-3	2.57	2.75 -				
	Headless, gutted	2-3	4.67	5.00				
		3-5	4.67	5.00				
		5-10	4.77	5.10				
	Whole	1-2	2.76	2.95				
2-3		2.76	2.95					
Mahi mahi/Dorado/ Dorado <i>Coryphaena hippurus</i>	Gutted, skinless		2.76	2.95	Europe CIF	Mozambique		
		Fresh, gutted	8.43	9.06 +	Italy CPT	Imported		
	Fresh, fillets		11.00	11.83 +	United States of America CIF	Oman		
		Portions	4-6 oz/pc	11.54		12.35	Costa Rica	
		2-4	3.27	3.50		Ecuador		
			6-8	12.77	13.67	Spain FOB	Spain	
		Fresh, fillets		2.65	2.85			
	H&G, headless	< 20 kg/pc	4.95	5.32				
Red pandora/ Pageot à tache rouge/ Breca chata <i>Pagellus bellottii</i>	Whole, blockfrozen	< 250 g/pc	1.59	1.71	Italy/Greece CFR	Yemen		
		200-350	2.38	2.56				
		300-500 g/pc	3.08	3.30 =				
		500-1000	2.06	2.20				
		Whole	500-1500 g/pc	2.10	2.25	France CFR		
		> 1500	2.10	2.25				
Common pandora/Pageot Breca <i>Pagellus erythrinus</i>	Fresh, whole	300-500 g/pc	5.85	6.29	Spain FOB	Morocco		
		500-1000	9.99	10.74 -	Italy CPT			
		1000-2000	11.55	12.42 -				
			11.25	12.10 -				
Blue shark/ Peau bleue/Tiburón azul <i>Prionace glauca</i>	H&G, skin-on	< 4 kg/pc	2.60	2.80	Spain FOB	Spain		
		4-7	2.55	2.74				
		7-12	2.05	2.20				
		12-20	1.65	1.77				
		> 20	1.55	1.67				
				> 100			4.45	4.78
Mako shark/Taupe bleue Marrajo dientuso <i>Isurus oxyrinchus</i>		< 10 kg/pc	4.65	5.00				
		10-30	6.35	6.83				
		30-50	6.45	6.94				
		50-100	5.45	5.86				
		> 100	4.45	4.78				
Black marlin/Makaire noir/ Marlin negro <i>Makaira nigricans</i>	H&G, skin-on	< 80 kg/pc	4.50	4.84				
		> 80	4.55	4.89				
		Blue marlin/Makaire bleu/ Marlin azul <i>Makaira indica</i>	< 80 kg/pc	4.50			4.84	
			> 80	4.55			4.89	
Thornback ray/ Raie bouclée Raya de clavos <i>Raja clavata</i>	Fresh, wings	300-500 g/pc	6.28	6.75 -	Italy CPT	Imported		
		400-600	6.52	7.01				
		500-800	8.58	9.22				
	Wings, skin-less	200-300 g/pc	5.40	5.81	Spain CIF	Netherlands (Kingdom of)		
		300-600	5.70	6.13				
		> 600	5.90	6.34				
Crimson jobfish/ Colas fil/Panchito hebra <i>Pristipomoides filamentosus</i>	Whole, gutted	2-3 pc/kg	3.36	3.60	France/ Italy CIF	Yemen		
		3-5	3.36	3.60				
		5-10	3.36	3.60				



Fish Species Trade Name	Product Form	Grading	Price per kg		Reference & Area	Origin	
			EUR	USD			
SEABASS/SEABREAM/ MEAGRE							
Seabass/Bar, Loup/Lubina <i>Dicentrarchus labrax</i>	Fresh - whole farmed	200-300 g/pc	4.60	4.95 =	Greece FOB	Greece	
		300-450	5.10	5.48 -			
		450-600	5.40	5.81 -			
		600-800	7.40	7.96 -			
		800-1000	9.10	9.78 =			
		> 1000	10.00	10.75 =			
		200-300 g/pc	4.90	5.27 =			Italy CIF
		300-450	5.40	5.81 -			
		450-600	5.70	6.13 -			
		600-800	7.70	8.28 -			
		800-1000	9.40	10.11 =			
		> 1000	10.30	11.08 =			
		200-300 g/pc	4.97	5.34 =			France CIF
		300-450	5.47	5.88 -			
		450-600	5.77	6.20 -			
		600-800	7.77	8.35 -			
		800-1000	9.47	10.18 =			
		> 1000	10.37	11.15 =			
		200-300 g/pc	4.96	5.33 =			Spain CIF
		300-450	5.46	5.87 -			
		450-600	5.76	6.19 -			
		600-800	7.76	8.34 -			
		800-1000	9.46	10.17 =			
		> 1000	10.36	11.14 =			
	200-300 g/pc	5.00	5.38 =	Germany CIF			
	300-450	5.50	5.91 -				
	450-600	5.80	6.24 -				
	600-800	7.80	8.39 -				
800-1000	9.50	10.22 =					
> 1000	10.40	11.18 =					
200-300 g/pc	4.97	5.34 =	Portugal CIF				
300-450	5.47	5.88 -					
450-600	5.77	6.20 -					
600-800	7.77	8.35 -					
800-1000	9.47	10.18 =					
> 1000	10.37	11.15 =					
Fresh - whole farmed	200-300 g/pc	5.24	5.63 =	UK CIF			
	300-450	5.74	6.17 -				
	450-600	6.04	6.49 -				
	600-800	8.04	8.65 -				
	800-1000	9.74	10.47 =				
	> 1000	10.64	11.44 =				
H&G, gutted, without scales, 20% glazing	200-300	6.05	6.51	Spain CIF	Türkiye		
	300-400	5.85	6.29				
	400-600	6.05	6.51				
	800-1000	12.45	13.39				
Fillets, skin-on, 20% glazing	80-120 g/pc	8.20	8.82				
	120-160	8.65	9.30				
	> 160	8.85	9.52				
Fresh - whole - wild, from trawling	800-1000 g/pc	17.30	18.60 -	France wholesale	France		
	1000-2000	19.00	20.43 -				
	2000-3000	20.30	21.83 -				
Fresh - whole - wild, from line fishing	1000-2000 g/pc	21.50	23.12 +				
	2000-3000	23.00	24.73 =				
	> 3000	24.00	25.81 -				
Fresh - whole - farmed	400-600	10.70	11.51 -				
	600-800	11.50	12.37 -				
	800-1000	12.50	13.44 -				
	300-400 g/pc	6.70	7.20 +				
	400-600	7.14	7.68 +	Italy CPT	Croazia		
	600-800	8.49	9.13 +				
	Large	11.10	11.94 =				
	Medium	10.10	10.86 =		Italy (Orbetello)		
	Small	7.80	8.39 +				
	Fresh, wild	500-1000 g/pc	17.21			18.51 =	
	1000-2000	12.85	13.82 -				
	2000-3000	21.13	22.72 -				
Fresh, wild, line caught	500-1000 g/pc	12.64	13.59 -				
	1000-2000	20.56	22.11 -				
Fresh, wild	500-1000 g/pc	16.00	17.20	wholesale	Europe		
	Fresh, farmed	7.00	7.53 +				



Fish Species Trade Name	Product Form	Grading	Price per kg		Reference & Area	Origin	
			EUR	USD			
SEABASS/SEABREAM/ MEAGRE (cont.)						June 2024	
Seabass/Bar, Loup/Lubina <i>Dicentrarchus labrax</i>	Fresh, farmed	200-300 g/pc	4.01	4.31 =	Italy CIF	Greece	
		300-450	5.51	5.92 =			
		450-600	5.83	6.27 =			
		600-800	6.99	7.52 +			
		800-1000	9.15	9.84 +			
	Fresh, filets	70-100 g/pc	10.30	11.07 -	CPT		
		100-140	10.37	11.15 -			
		140-180	11.45	12.31 =			
Gilthead seabream/ Dorade royale/Dorada <i>Sparus aurata</i>	farmed	200-300 g/pc	5.20	5.59 =	Greece FOB		
		300-450	5.80	6.24 =			
		450-600	5.90	6.34 =			
		600-800	6.80	7.31 +			
		800-1000	8.50	9.14 =			
		> 1000	10.00	10.75 =			
		200-300 g/pc	5.50	5.79 =	Italy CIF		
		300-450	6.10	6.44 =			
		450-600	6.20	6.67 =			
		600-800	7.10	7.63 +			
		800-1000	8.80	9.46 =			
		> 1000	10.30	11.08 =			
		200-300 g/pc	5.57	5.99 =	France CIF		
		300-450	6.17	6.63 =			
		450-600	6.27	6.74 =			
		600-800	7.17	7.71 +			
		800-1000	8.87	9.54 =			
		> 1000	10.37	11.15 =			
		200-300 g/pc	5.56	5.98 =	Spain CIF		
		300-450	6.16	6.62 =			
		450-600	6.26	6.73 =			
		600-800	7.16	7.70 +			
		800-1000	8.86	9.53 =			
		> 1000	10.36	11.14 =			
	Fresh - whole farmed	200-300 g/pc	300-450	5.60	6.02 =	Germany CIF	Greece
			450-600	6.20	6.67 =		
			600-800	6.30	6.77 =		
			800-1000	7.20	7.74 +		
			800-1000	8.90	9.57 =		
			> 1000	10.40	11.18 =		
200-300 g/pc		300-450	5.57	5.99 =	Portugal CIF		
		450-600	6.17	6.63 =			
		600-800	6.27	6.74 =			
		800-1000	7.17	7.71 +			
		800-1000	8.87	9.54 =			
		> 1000	10.37	11.15 =			
200-300 g/pc	300-450	5.84	6.28 =	UK CIF			
	450-600	6.44	6.92 =				
	600-800	6.54	7.03 =				
	800-1000	7.44	8.00 +				
	800-1000	9.14	9.83 =				
	> 1000	10.64	11.44 =				
Fresh - wild	500-1000 g/pc	24.40	26.24	Spain CIF	France		
	1000-2000	19.80	21.29				
	3000-4000	16.40	17.63				
Filets, skin-on, 20% glazing	80-120 g/pc	8.65	9.30	wholesale	Türkiye		
	120-160	8.29	8.91				
Fresh, wild		21.00	25.30 =	wholesale	Europe		
Fresh, farmed		5.90	7.11 -				
Fresh, wild	500-800 g/pc	18.50	19.89 =	France wholesale	France		
	800-1000	20.50	22.04 =				
	> 1000	21.00	22.58 =				
Fresh - farmed	300-400 g/pc	9.00	9.68 =		France		
	400-600	10.50	11.29 =				
	600-800	11.50	12.37 =				
	800-1000	12.50	13.44 =				



Fish Species Trade Name	Product Form	Grading	Price per kg		Reference & Area	Origin
			EUR	USD		
SEABASS/SEABREAM/ MEAGRE (cont.)						June 2024
Gilthead seabream/ Dorade royale/Dorada <i>Sparus aurata</i>	Fresh, farmed	300-400 g/pc	6.19	6.66 -	Italy CIF CPT	Greece
		200-300 g/pc	5.37	5.78 -		
		300-400	5.12	5.51 -		
		400-600	5.17	5.56 -		
		600-800	5.08	5.46 +		
		800-1000	5.29	5.69 +		
	Fresh, fillets	70-100 g/pc	9.69	10.42 -		
		100-140	9.00	9.68 -		
		140-180	9.89	10.63		
	Fresh - wild	800-1000	18.36	19.74 -		Morocco
		1000-2000	20.80	22.36 -		
		2000-3000	18.79	20.21 -		
		> 3000	14.90	16.02		
Fresh - farmed	Large	11.40	12.26 =	Italy (Orbetello)		
	Medium	10.20	10.97 =			
	Small	7.80	8.39	Croatia		
	300-400 g/pc	6.50	6.99 +			
400-600 g/pc	6.90	7.42 +	Senegal			
600-800	7.50	8.06				
White seabream/Sar/Sargo <i>Diplodus sargus</i>	Fresh		7.11	7.65 -	Spain	
		300-500 g/pc	7.70	8.27 -		
		500-1000	9.42	10.13 -		
		1000-2000	12.22	13.14 -		
Meagre/Maigre commun/Corvina <i>Argyrosomus regius</i>	Fresh - Whole farmed	500-1000 g/pc	4.25	4.57	Greece	
		1000-2000	5.57	5.98 -		
		> 2000	5.49	5.90 -		
	Fresh- whole, wild	0.5-1 kg/pc	12.52	13.46 +	Mediterraneo	
		1-2	14.28	15.35 -		
		2-4	12.13	13.04 -		
		3-5	12.48	13.42 -		
		5-10	12.48	13.42 -		
		10-15	12.47	13.41 -		
		15-20	12.36	13.29 -		
		20-30	11.96	12.85 -		
			10.00	10.75 +		
	Fresh, cultured		8.00	8.60 +	Spain wholesale	
> 1000 g/pc		16.20	17.42 +	France wholesale	France	



The European Fish Price Report is a monthly GLOBEFISH publication. This issue was prepared by Helga Josupeit, Rodrigo Misa, William Griffin and Firoza Buranudeen.

PRICE REFERENCE (INCOTERMS 2010)

CFR	Cost and Freight
CIF	Cost, Insurance and Freight
CIP	Carriage and Insurance Paid To
CPT	Carriage Paid To
DAT	Delivered at Terminal
DAP	Delivered at Place
DDP	Delivered Duty Paid
EXW	Ex Works
FCA	Free Carrier
FAS	Free Alongside Ship
FOB	Free on Board

PRODUCT FORM

C&P	Cooked and Peeled
FAS	Frozen at Sea
H&G	Headed and Gutted
HOG	Head on Gutted (salmon)
IQF	Individually Quick Frozen
IWP	Individually Wrapped Pack
PBI	Pinbone In
PBO	Pinbone Off
PD	Peeled and Deveined
PTO	Peeled Tail On
PUD	Peeled, Undeveined

CURRENCY RATES

		US\$	EUR
Canada	CAD	1.37	1.47
Norway	NOK	10.65	11.41
USA	USD		1.07
EU	EUR	0.93	
Denmark	DKK	6.96	7.46
Russia	RUR	86.62	92.80
Poland	PLN	4.03	4.31
UK	GBP	0.79	0.85

Exchange Rates 27.6.2024

Acronyms

FAD	Fish aggregating device
HORECA	Hotels, Restaurants, Catering
NSC	Norwegian Seafood Council
ICCAT	International Commission for the Conservation of Atlantic Tunas
IATTC	Inter American Tropical Tuna Commission

SYMBOLS

- + Price increased in original currency since last report
- Price decreased in original currency since last report
- = Updated but unchanged price
- ^ New insertion
- Not updated since last issue

**GLOBEFISH Market Reports are available from the GLOBEFISH web site:
www.fao.org/in-action/globefish**



Food and Agriculture
Organization of the
United Nations

EUROPEAN PRICE REPORT

GLOBEFISH


Trade and Market Team (NFIMT)
Fisheries and Aquaculture Division
Food and Agriculture Organization of the United Nations
Viale delle Terme di Caracalla
00153 Rome, Italy

globefish@fao.org

www.globefish.org



#FAOfish



GLOBEFISH